

نتقدم بثقة  
Moving Forward  
with Confidence


رؤية عُمان  
2040  
Oman Vision



SULTANATE OF OMAN  
MINISTRY OF EDUCATION

# TEAM Together OMAN 4B

Class Book  
with Digital Resources



First Edition  
2025





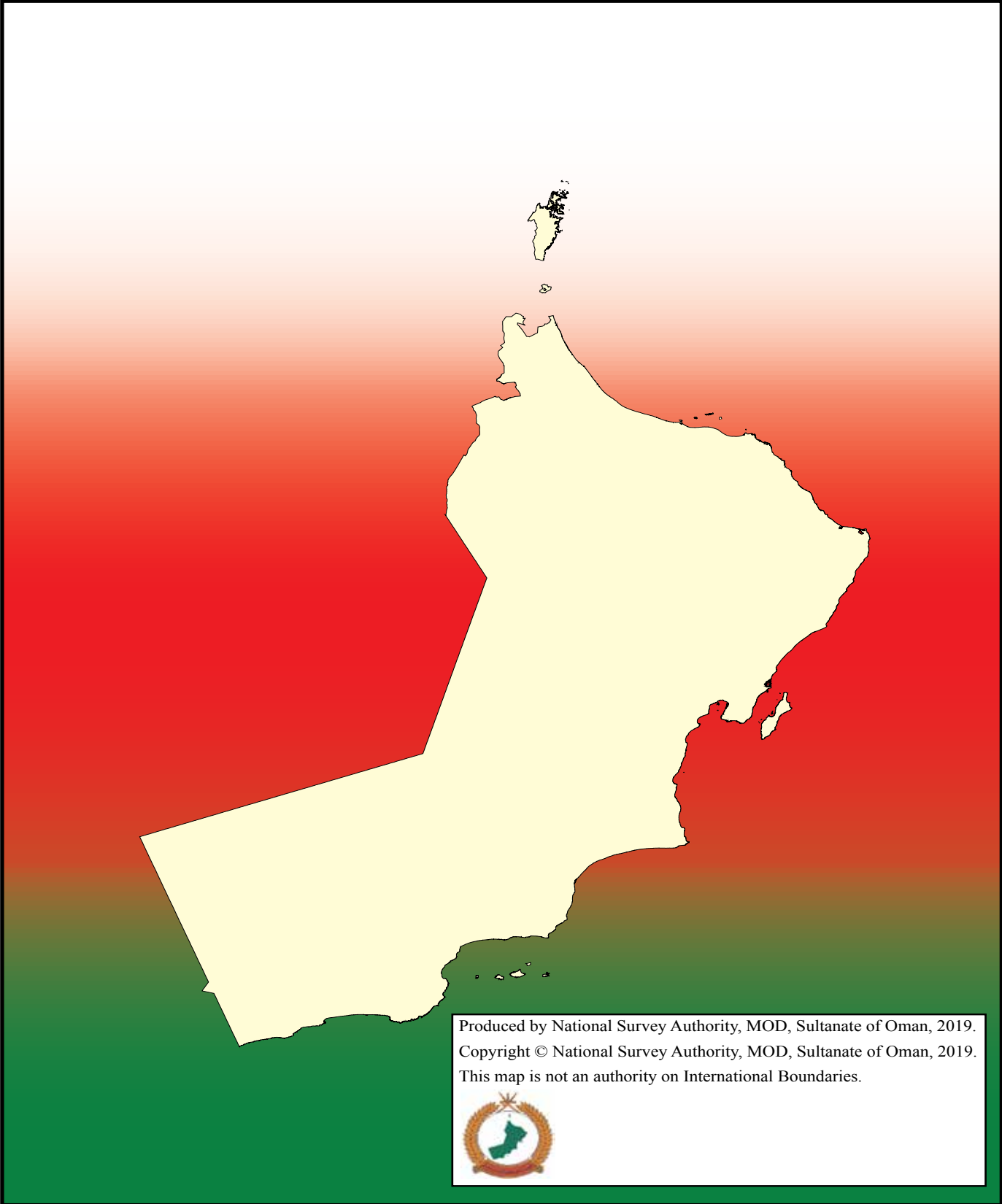
**His Majesty  
Sultan Haitham Bin Tarik**



**The Late Sultan,  
Qaboos Bin Said**



# Sultanate of Oman



Produced by National Survey Authority, MOD, Sultanate of Oman, 2019.  
Copyright © National Survey Authority, MOD, Sultanate of Oman, 2019.  
This map is not an authority on International Boundaries.



## **Praise be to Allah and Peace be upon His Messenger, Mohammed**

Education is key for personal development, and it provides a wealth of opportunities in life. The commitment and efforts we put into education are some of the most fundamental investments we can make towards securing the future wellbeing of Oman and its citizens.

Our education system has been the bedrock of our development. It has provided this generation and those before it with the skills and knowledge that have driven the country's growth and, with it, our prosperity. But to meet our high aspirations as expressed in Oman's Vision 2040 amidst an increasingly competitive global environment, we cannot stand still.

To compete with the best in the world, our education system must develop young Omanis who are knowledgeable, think critically and creatively, have leadership skills and are able to communicate effectively in English with the rest of the world. Just as importantly, our students must be instilled with values, ethics and a sense of citizenship that will empower them to make the right choices for themselves, their families and the country.

Given Oman's historical and geographical profile, mastering English as a second language is an absolute necessity for all our students. It is the language of international communication and is also the main language for studying other subjects all over the world. Therefore, the Ministry took the decision to adopt and customise an international series called 'Team Together' that is benchmarked to the Global Scale of English (GSE) and the Common European Framework of Reference for Languages (CEFR), both of which are internationally recognised standards for describing language ability.

This series is based on the most cutting-edge research on teaching and learning. It will embed and develop Future Skills such as critical and creative thinking, as well as encourage holistic, well-rounded personal growth. This series will prepare our children to meet the challenges of a pluralistic society that welcomes diversity, a knowledge-based job market that is constantly evolving, and economic globalisation.

Finally, I hope that you find this book useful and enjoyable, and use it in your everyday lives, as this will enable us all to contribute to the success of our beloved country – the Sultanate of Oman – as led by the inspiration and wisdom of His Majesty, Sultan Haitham Bin Tarik.

I would like to take this opportunity to wish you every success in life.

**Dr. Madiha bint Ahmed Al-Shaibani**

Minister of Education

Sultanate of Oman




Dear children,

We are very excited to help you continue your learning journey with English!

Your Semester 2 books are a Class Book as well as an Activity Book. Remember to look after your books and to bring them to your class every day.

All of your books have lots of fun activities to help you to learn English. Your Class Book has stories, songs, projects and games. Your Activity Book has lots of fun tasks to do in class.

Have a really interesting semester and we look forward to writing to you again next year!



**Name:** \_\_\_\_\_

**Class:** \_\_\_\_\_





SULTANATE OF OMAN  
MINISTRY OF EDUCATION

# TEAM Together OMAN 4B

Class Book  
with Digital Resources





## Contents

5 Hobbies .....	10	8 Let's celebrate! .....	80
Unit 5 graded readers .....	24	Unit 8 graded readers .....	94
6 Our town .....	32	<b>Bo's Learning Club</b>	
Unit 6 graded readers .....	46	Social Studies: Describing holidays .....	102
<b>Bo's Learning Club</b>		Language booster 4 .....	104
Social Studies: Describing places .....	54	<b>Solve it</b> .....	106
Language booster 3 .....	56	<b>Grammar reference</b> .....	107
7 The history of Oman .....	58	<b>Progress path</b> .....	108
Unit 7 graded readers .....	72		



Fast-track your progress

# Scope and sequence

Unit	Vocabulary	Grammar	Literacy
5 <b>Hobbies</b>	<b>Hobbies and sports:</b> <i>build a robot, dress up, go fishing, go sailing, go windsurfing, kick, knit, play board games, play chess, play computer games, sew, skip</i> <b>Adverbs of manner:</b> <i>badly, carefully, easily, loudly, quickly, quietly, slowly, well</i>	<i>can/can't:</i> I can go sailing./I can't play board games. Can you sew? Yes, I can./No, I can't. Adverbs of manner: She can play board games well.	Reading: a leaflet Writing: filling in a form
6 <b>Our town</b>	<b>Places in the local area:</b> <i>bridge, bus stop, café, car park, clothes shop, hotel, market, mosque, shopping mall, square, train station, zoo</i> <b>Adjectives (2):</b> <i>ancient, busy, cheap, expensive, modern, noisy, quiet, safe</i>	Past simple of <i>to be</i> : She was at the zoo a week ago. Where were you yesterday morning? <i>There was/There were:</i> There was an expensive shop. Was there a café? Yes, there was./No, there wasn't.	Reading: an article Writing: a composition
 <b>Descriptive adjectives:</b> <i>beautiful, crowded, famous, interesting, peaceful, popular</i>		Comparatives and superlatives: long adjectives: I think camel racing is more beautiful to watch than chess, but dhow racing is the most beautiful.	
7 <b>The history of Oman</b>	<b>Historical finds:</b> <i>clay, coins, jar, jewellery, khanjar, necklace, ring, silver, stone, sword, wall, well</i> <b>Verbs:</b> <i>arrive, live, need, start, stop, use, visit, work</i>	Past simple regular verbs: They used clay to make jars. They didn't use stone. Did people in the past have coins? Yes, they did./No, they didn't.	Reading: a diary Writing: a diary of a visit to a new place
8 <b>Let's celebrate!</b>	<b>Celebrations:</b> <i>big wheel, buffet, costume, funfair, go-kart, invitation, party, party games, party hat, present, rollercoaster, wedding</i> <b>Ordinal numbers:</b> <i>first–thirty-first</i>	Past simple irregular verbs: I wore a new dress. We didn't take photos with our phones. Did she wear a party hat? Yes, she did./No, she didn't.	Reading: a news story Writing: an invitation to a party
 <b>Holiday activities:</b> <i>build a sandcastle, buy an ice cream, go camping, go hiking, go sightseeing, go snorkelling, visit a theme park, visit a water park</i>		<i>Going to</i> for future plans: Are you going on holiday next summer? Yes, I am. I'm going on holiday with my family.	

Solve it

Grammar reference

Progress path


Culture	English in action	Phonics	Get ready for...
<p>Culture: <i>Ball games around the world</i></p> <p>Project: <i>A rules poster for a ball game</i></p>	<p>Talking about preferences: I'd rather go fishing. OK. Let's go fishing on the lake.</p>	<p><b>ur</b> <i>fur, curl</i> Revise <b>ir, er</b> Tricky word (Activity Book) <i>can't</i></p>	<p>Class Book: A1 Movers: Reading and Writing Part 3 Activity Book: A1 Movers: Reading and Writing Part 5</p>
<p>Culture: <i>Historic buildings in Oman</i></p> <p>Project: <i>A poster of historic buildings in Oman</i></p>	<p>Making recommendations: It was very new and modern. You should see it!</p>	<p><b>dge</b> <i>bridge, hedge</i> <b>ge</b> <i>stage, large</i> Tricky words (Activity Book) <i>was, were</i></p>	<p>Class Book: A1 Movers: Reading and Writing Part 6 Reading and Writing Part 2 Activity Book: A1 Movers: Listening Part 2</p>
	<p>Giving opinions: I think Qurum Beach is the most popular beach. Yes, but Tiwi beach is more peaceful than Qurum.</p>		
<p>Culture: <i>Interesting discoveries in Oman</i></p> <p>Project: <i>A leaflet of historic places</i></p>	<p>Giving advice: You should work very slowly and carefully.</p>	<p><b>wr</b> <i>write, wrist</i> <b>mb</b> <i>thumb, climb</i> Tricky word (Activity Book) <i>little</i></p>	<p>Class Book: A1 Movers: Speaking Part 3 Speaking Part 4 Activity Book: A1 Movers: Listening Part 3</p>
<p>Culture: <i>Celebrations in the Arab world</i></p> <p>Project: <i>A leaflet about special days in Oman</i></p>	<p>Explaining you've lost something: I can't find my bag!</p>	<p>Revision of sounds Revision of tricky words</p>	<p>Class Book: A1 Movers: Speaking Part 2 Speaking Part 1 Activity Book: A1 Movers: Reading and Writing Part 1</p>
	<p>Making suggestions and giving preference Shall we go snorkelling? I'd rather buy an ice cream!</p>		

# 5

# Hobbies

1  How many hobbies do you know?



 How many jobs can you find in the picture?  
Find two foods and two drinks.  
What's wrong in the picture?

2 Listen, point and repeat.



1 go fishing



2 go sailing



3 go windsurfing



4 play chess



5 play board games



6 play computer games



7 build a robot



8 dress up



9 knit



10 sew



11 skip



12 kick

3 Look for the words from Activity 2 in the picture on page 10. Write the missing hobby.

4 Find these children in the picture on page 10. What are they doing?



He's kicking a ball.

They're playing chess.

5 In pairs, ask and answer.



What are your hobbies?

When do you go fishing?

I like going fishing.

I go fishing at the weekend.





1 Before you read Find three hobbies in the story.

2 Watch or listen and read.

## The activity day

1 OK, what shall we do first?  
I want to play chess and paint.  
I want to go climbing, too.




1

OK, let's go climbing first!

I'd rather go windsurfing.  
But I can go climbing, too.

Good idea!

2 This is hard work!




2

You can climb very well, Lottie! But why are you breathing loudly and quickly?

Well, when I exercise, my heart goes faster. I need more air, so I breathe more loudly and more quickly.

4 Oh no! It's a baby bird! It can walk but it can't fly to its nest.



3


I can exercise and I can fly! I can breathe loudly, too!


What's that?

It's a house for birds! The bird can't get back to its nest. Sami, can you see the nest?

4

What's a nest?





3 What lives there? Go to page 106 to find out.



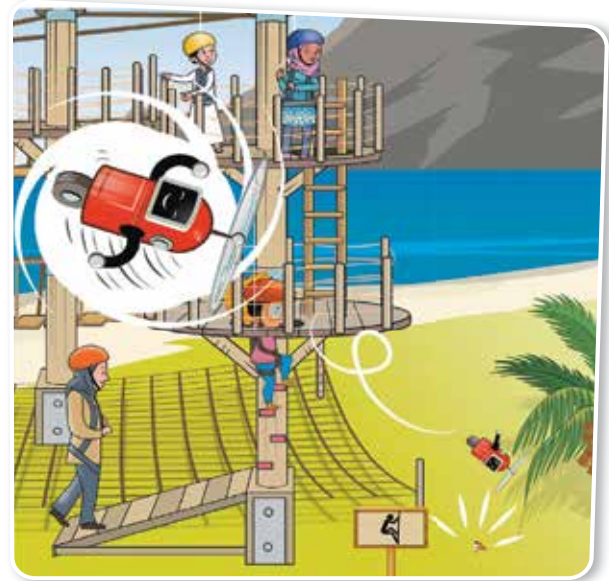
4 **After you read** Look at the story. Circle what happens first: a or b.

- |                                 |  |
|---------------------------------|--|
| 1 a The children go climbing.   | 2 a Lottie tells Bo about breathing.     |
| b The children look at the map. | b Bo tries to breathe loudly.            |
| 3 a Sami finds a nest.          | 4 a Bo brings the baby bird to the nest. |
| b Bo finds a baby bird.         | b Bo finds another animal house.         |
| 5 a Bo can't get out.           | 6 a Lottie asks what animal lives there. |
| b Bo thinks he sees a monster.  | b Sami helps Bo.                         |

5 Act out the story.

1  Look back! Tick (✓) the sentence in this picture.

- 1 Bo, what are you doing?
- 2 I can fly!
- 3 Can you climb down?



2  Listen and repeat.

I can go sailing and I can exercise.

I can climb, but I can't play board games.

Can you sew? Yes, I can./No, I can't.

3 Circle the correct word. Then ask and answer the questions.

- 1 Can Can't Lottie climb well?
- 2 Can Can't birds fly?
- 3 Why can can't the baby bird get back to the nest?
- 4 What can can't Bo see in the hole?

Can Lottie climb well?

Yes, she can.

4  Who is it? Ask and answer.



Halima



Qais



Marwa



Hamzah



✓

✗

✗

✓

Is it a boy or a girl?

It's a boy.



✓

✓

✗

✗

Can he skip?

Yes, he can skip, but he can't sew.



✗

✗

✓

✓

Is it Qais?

Yes!





✓

✗


✓

✓

1  Listen, point and repeat.



2   Listen and sing.



Muna can play board games well.  
She can knit easily.  
She can play chess carefully.  
She can skip very quickly.

Quickly, slowly, loudly, quietly,  
Easily, carefully:  
We all do things differently!

I can't play board games well  
And I can't knit easily.  
I can't play chess carefully  
Or skip very quickly.

Quickly, slowly, loudly, quietly,  
Easily, carefully:  
We all do things differently!

But I can write very well.  
I can draw very carefully.  
I can sew very quickly.  
I can sing very loudly.

Quickly, slowly, loudly, quietly,  
Easily, carefully:  
We all do things differently!



3  Listen and repeat.


quick → quickly	I can't dress up quickly.
easy → easily	I can't knit easily.
good → well	I can write well.

4  In pairs, ask and answer.

- 1 What can you do well?
- 2 What can you do badly?
- 3 What can you do quietly?
- 4 What can you do slowly?

I can play board games very well. How about you?

5  Pupil A: Activity Book, page 68.

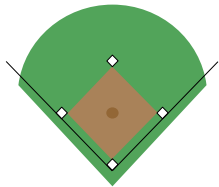
 Pupil B: Activity Book, page 70.

# Ball games around the world

What ball games do you know? Do you play with a bat? Do you play with your hands or feet?

## Baseball

Baseball is a very popular game in the USA and in Japan. You play baseball with a bat and a ball. You must hit the ball, then you run quickly around the diamond.



diamond



bat

## Cricket

Cricket is very popular in the UK, Australia, New Zealand, India and Pakistan. You play cricket with a bat and a very hard, fast ball. You must stand at a wicket. Then you hit the ball with the bat and run quickly to the other wicket.



wicket

## Australian Rules Football

Australian Rules Football comes from Australia. You can run with the ball and you can kick it. It's a very exciting game! The players can jump very high!



### Fun fact

Do you know that people all around the world play ball games?

1 **Before you read** Which ball game is the most popular in your country?

2 **5.10 Listen and read.**

3 **After you read**  
Activity Book, page 12.

4 **What's different from sports at your school? Think of three things. Then tell your partner.**

At school, we play ...,  
but we don't play ...

Find out more! Watch the video.

## Project - Lesson 5, part 2

Make a rules poster for a ball game.

- In groups, choose a sport.
- Find or draw pictures of this sport.
- Write about the sport. Answer these questions:
  - What's the name of the sport?
  - What can you do?
  - What must you do?
  - What mustn't you do?
- Present your poster to the class.

### The rules of volleyball

You can play it indoors or outdoors.  
You must hit the ball with your hands.  
You must play on one side of the net.  
You mustn't catch the ball.



1  What hobbies can you see in the pictures? Which do you want to do?

1



2



2   5.11 Watch or listen. What would Sara rather do?

3   5.12 Watch or listen again, read and check.



What shall we do, Sara?

Do you want to play a computer game?

Not really. I'd rather play chess.

I can't play chess very well.  
I'd rather go fishing.

Good idea!

OK, let's go fishing on the lake.



What shall we do?

Do you want to play a computer game?

Not really. I'd rather play chess.


4  Plan your day.

Do you want to ...?



Not really. I'd rather ...

Reading

- 1 **Before you read** Look at the pictures. Which activity do you want to try?
- 2  Listen and read. How much do the activities cost?

# Muscat Leisure Centre

## Give-it-a-go Day!

Do you want to find a new hobby or try a new sport? Come to our Give-it-a-go Day! We've got a lot of different sports and activities for you!

### Trampolining

Jump as high as you can on our amazing trampolines! With the safety harness on, you can jump very high or try some more exciting moves!



### Climbing

Do you love climbing trees? Come and try our climbing wall! You can learn to climb safely and have lots of fun!



### Races

We've got a lot of fun races, too! There are running races in the morning and afternoon.



### Arts and crafts

Do you love making things? Come and try your hand at lots of different arts and crafts! Would you rather learn knitting or sewing? Or would you rather learn painting or drawing?



- 3 **After you read** Answer the questions.



In which activity ...

- 1 can you use paint? Arts and crafts
- 2 can you jump very high? \_\_\_\_\_
- 3 can you use pencils? \_\_\_\_\_
- 4 can you wear something on your head? \_\_\_\_\_
- 5 can you wear a safety harness? \_\_\_\_\_

**When:** Saturday 10<sup>th</sup> April, 10 o'clock to 4 o'clock  
**Where:** Muscat Leisure Centre  
**Cost:** just 10 OMR. for all activities!

**Fill in your form now!**


Listening

1   Look at the pictures. Listen and choose the correct picture.

1 Who can run very quickly?



2 Who plays chess badly?



Speaking

2 Make a plan with a partner about which activities you'd like to do at the Give-it-a-go Day.

What activity do you want to do?

I want to do trampolining.

Why?

Because you can jump high and it's exciting!

I'd rather ...

Writing

3 Read the form. Who is Rashid's emergency contact?

**Muscat Leisure Centre**

First name: RASHID

Surname: AL KHAROUSI

Date of birth: 27/02/15

Address: EAST ROAD, MUSCAT

Home phone number: 968 12345678

Emergency contact: YOUNIS AL KHAROUSI

Relationship: FATHER

Emergency contact phone number: 968 12345679

Any allergies? YES - ALLERGIC TO BEE STINGS

Taking part in: TRAMPOLINING, CRAFTS, CLIMBING

Signature: Younis Al Kharousi

4 Fill in your own form.

1 Plan

- Who's your emergency contact?
- What's his/her phone number?
- Do you have any allergies?

2 Write

- Create and fill in your form.


3 Check your work

- Complete all the parts?

 Writing

Use capital letters when you fill in a form.

1  Listen and say.






2  Listen and say the tongue twister.

Is that a **bird** in the **herbs**?  
It isn't a **bird**. It has **fur**  
and **curls**!



3  Listen and write. Then say.



4  Listen and match. Then write.

1 ur



2 er



3 ir



1 Test your partner. Give him/her ten seconds for each question. Use the pictures.

Can you name ...

- 2 craft activities?
- 2 outdoor activities?
- 3 indoor activities?



2 In pairs, say what people can or can't do.

		Nawal	Rawan	Basim	Saeed
 well	😊	😞	😊	😊	
 carefully	😞	😊	😊	😞	
 quietly	😞	😊	😊	😞	
 loudly	😊	😞	😞	😊	
 quickly	😊	😊	😊	😊	

She can swim well.  
She can sing loudly.  
She can't talk quietly.

Yes!  
Nawal.

### Challenge

Challenge your classmates and play the game!

Work in two teams. Look back through the unit to find the answers to these questions.

- 1 Find a child dressed up as a firefighter. (1 point)
- 2 Who wants to go windsurfing in *The activity day*? (1 point)
- 3 What do you need to play cricket? (1 point)

Now think of three more questions to ask the other team.

## A1 Movers Reading and Writing Part 3



Exam

Read the whole story before you write anything. Then read the list of words. Try all the words and choose the word that best fits.

- 1 Read the story. Choose and write a word from the box.




jumps



school



family



river



fishing



swim

Yasir loves going (1) fishing. He goes fishing on Fridays and Saturdays, and sometimes he goes fishing after (2) \_\_\_\_\_. Sometimes his dad goes with him, sometimes his sister Rasha goes with him, and sometimes he goes on his own. He goes to the (3) \_\_\_\_\_ near his house. It's very beautiful, with lots of trees around it. There are lots of fish in the river.

One day, Yasir is fishing quietly next to the river. There's a (4) \_\_\_\_\_ nearby: a mother, a little boy and a girl. The children are playing happily. Suddenly Yasir hears a cry. The little boy is in the river, and he can't (5) \_\_\_\_\_.

Yasir (6) \_\_\_\_\_ in and brings him back to his mother. The family is happy that the little boy is OK. Well done, Yasir!

Now tick (✓) the best name for the story.

- 1 Yasir's hobby
- 2 Dad goes fishing
- 3 Yasir's day at the river



1 Play and say.

I can build a robot quickly.

I can play board games well.

# Start 1

1	
2	build a robot / quickly
3	
4	Miss a turn
5	knit / well
6	
7	
8	play chess / well
9	Have another go
10	
11	play computer games / quietly
10	
9	Have another go
8	sew / easily
7	
6	kick a ball / well
5	
4	
3	play board games / well
2	Miss a turn
1	

# Start 2

# Finish 2


	24
	23
play board games / well	22
Go back 2 spaces	21
sing / loudly	20
	19
	18
exercise / easily	17
Move forward one space	16
knit / carefully	15
	14
	15
	16
Move forward one space	17
skip / slowly	18
	19
skip / quickly	20
Go back 2 spaces	21
	22
kick a ball / easily	23
	24

# Finish 1

12	Go back 2 spaces	sew / carefully climb / quickly	13
----	------------------	------------------------------------	----

# It's Craft Day!

Today is a special day at school. It is Craft Day!  
The children can sew, knit and dress up. They can design and build a robot, too.



Can you sew or knit, Samira?


No, I can't. I can build a robot, but I'd rather dress up.

Bayan is Samira's friend. Bayan can sew and she can knit, too. She can help Samira. She can help her to dress up.



Bayan works carefully. She sews and she knits quickly.  
Samira watches her quietly.





Close your eyes, Samira.  
Now put on your shirt,  
and put on your hat.

This shirt has got fur.  
And this hat has got curls  
and long ears. What am I?

You're a rabbit!  
I can feed you. Here  
are some herbs!

My favourite animal!  
Thank you, Bayan.  
I like dressing up!



# Let's Go Fishing!

Rashid and Malik are friends. It is Saturday afternoon and the boys are at Rashid's house.

Shall we play chess, Malik?

I can't play chess. Sorry.  
But I like going fishing.  
Can we go fishing?

Yes, we can! Let's go  
fishing on my dad's boat.




It's a beautiful day. The boys can see lots of birds in the sky, and they can see lots of fish in the sea.

Look at these birds, Rashid.  
They are getting fish, too!



Yes, they are.  
And look at her! She can  
windsurf well.  
I can't windsurf, but I can  
get a big fish!

It's a sunny afternoon. The boys are hot on the boat because there is no shade. Malik wants his water, but where is his backpack?



I can't find my backpack.  
Can you see it, Rashid?

No, I can't. Sorry. Oh,  
Malik! I've got a fish!

Get the fish carefully,  
Rashid. Don't hurt it.

It's a big fish. Look!  
It's brown and orange.

Get it quickly!

It isn't a big fish.  
It's my backpack!  
Thank you, Rashid!




# 6

## Our town

1  How many places in a town do you know?



 How many hobbies can you see?  
Find three jobs.  
What's wrong in the picture?

2 Listen, point and repeat.



market



square



shopping mall



car park



train station



bus stop



hotel



mosque



café



clothes shop



bridge



zoo

3 Look for the words from Activity 2 in the picture on page 32. Write the missing word. \_\_\_\_\_

4 Read the sentences and write the missing words. Then say.

- 1 I want to buy food. I can go to \_\_\_\_\_.
- 2 I want to buy a lot of different things. I can go to \_\_\_\_\_.
- 3 I want to travel in and out of the city. I can go to \_\_\_\_\_.
- 4 I want to have fun. I can go to \_\_\_\_\_.
- 5 I want to sit outside. I can go to \_\_\_\_\_.

I want to buy food. I can go to the market or the shopping mall.

5 In pairs, ask and answer.

- |                  |                       |
|------------------|-----------------------|
| buy a T-shirt    | go out in the evening |
| buy some fruit   | eat and drink         |
| see some animals | cross the busy road   |

Where can I buy a T-shirt?

You can go to the clothes shop or the shopping mall.



- 1 **Before you read** Find four places in a town.  
Find someone in a black and yellow uniform.
- 2 Watch or listen and read.

## The flood

**1** Hey, Lottie, come and help us with our Social Studies project! It's about our town 150 years ago.

**2** I was at the bookshop yesterday. I've got these books and these old maps.

That's interesting! The train station and mosque were here 150 years ago, but the zoo and the shopping mall weren't. They're modern.

**3** There was a wadi in our town 150 years ago! Where is it now?

It's underground now, under the roads.

**4** '... there's a deep flood in the town, next to the café. We don't know why ...'

**5** Hey! Look at this map! 150 years ago, there was a wadi next to the café!

**6** Yes! That wadi is underground now. Maybe the wadi is the problem.

We must tell someone! Come on!



3 It's a café now, but what kind of shop was it 150 years ago? Go to page 106 to find out. Use page 32 to help you.




4 **After you read** Number the sentences in the correct order.

- a Bo goes underground.
- b The children tell the man about the underground wadi.
- c Fatma and Sami are doing a project in the shed.
- d The children watch the news and hear about the flood.
- e The children go to the square.

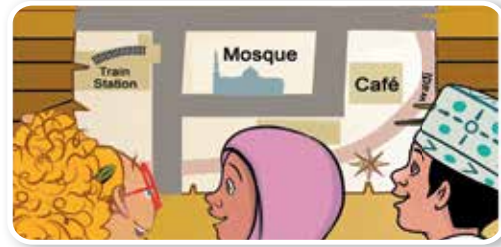
5 Look at pages 32 and 106. With your partner, find five differences between the town then and now.

6 Act out the story.

There was a bakery 150 years ago and now...

**1**  **Look back! Tick (✓) the sentence in this picture.**

- 1 We were right!
- 2 There was a wadi in our town 150 years ago.
- 3 I was at the bookshop yesterday.





**2**  **6.3 Listen and repeat.**



She <b>was</b> at the zoo <b>a week ago</b> .	They <b>were</b> at the market <b>yesterday</b> .
<b>Were</b> you at the café <b>last night</b> ?	Yes, I <b>was</b> . / No, I <b>wasn't</b> .
Where <b>were</b> you <b>yesterday morning</b> ?	I <b>was</b> at the shopping mall.

**3**  **6.4 Listen and circle.**

1 a b      2 a b      3 a b

**4** **Circle the correct answer.**

**X**       1 I **was** **wasn't** at the bookshop yesterday evening.      **✓** 

**X**       3 Ali **was** **wasn't** at the zoo last night.      **✓** 

2 Were you at the market two weeks ago? **Yes, we were.** **No, we weren't.**

4 They **were** **weren't** on holiday in Salah last summer.

**5**  **In pairs, ask and answer. Where were you ...**

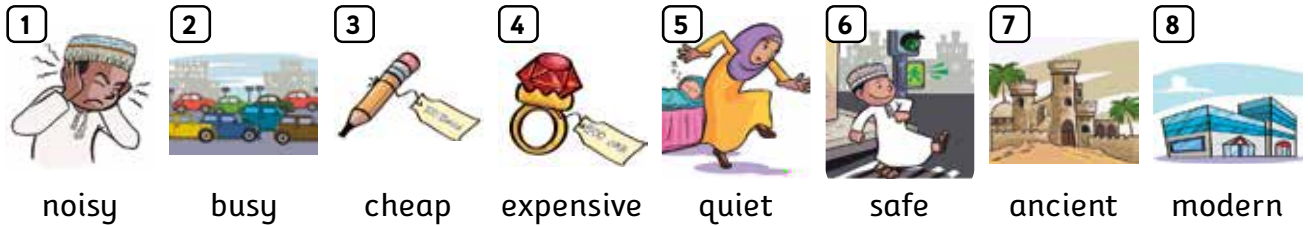
- last Saturday?
- a year ago?
- yesterday at 8 o'clock in the morning?

Where were you last Saturday?

I was at the zoo.

**6** **▶ Pupil A: Activity Book, page 68. ▶ Pupil B: Activity Book, page 70.**

1 Listen, point and repeat.



noisy busy cheap expensive quiet safe ancient modern

2 Listen and sing.

Many years ago,  
When I was very small,  
This town was very quiet and safe.  
It isn't the same now at all!



There were a lot of small, cheap shops. Now there's a modern shopping mall.  
There weren't a lot of noisy roads. There are busy roads and car parks.  
There weren't any expensive hotels. But there is one place that's still the same:  
It was very different, you know! Our ancient mosque and park!

Many years ago ...

Many years ago ...

3 Listen and repeat.

There was an expensive shop.	There weren't a lot of noisy roads.
Was there a café?	Yes, there was./No, there wasn't.

4 What do you know about your town 100 years ago? Ask and answer.

- Were there any cars?
- Was there a noisy train station?
- Was there a modern shopping mall?
- Was there a busy market?

Were there any cars?

No, there weren't, but there were quiet roads.

5 Use the words to make sentences about your town 100 years ago.

hotel bridge  
clothes shop  
car park bus stop

ancient modern busy  
quiet safe expensive  
cheap noisy

I think there was a busy hotel and cheap clothes shops. There weren't any modern car parks.

# Historic buildings in Oman

Historic buildings aren't always old! They can be modern, too. Let's take a look at three very different historic buildings.

**Name:** Sultan Qaboos Grand Mosque, Muscat  
**Year:** 2001

20,000 people can pray in the beautiful Grand Mosque in Muscat. Inside, there is the world's second biggest carpet. It has 28 different colours. Wow!



**Name:** Royal Opera House, Muscat  
**Year:** 2011

Today, people go to the Royal Opera House to see music, art and culture from around the world. The amazing building also has cafés, restaurants and pretty gardens.



**Name:** Jibreen Castle  
**Year:** 1675

Imam Bil-Arab Bin Sultan built the strong walls of this big building in Bahla. Did you know that it was also a school for Islamic Studies and Science? Amazing!



## Fun fact

There are more than 500 forts and castles in Oman!

## Project - Lesson 5, part 2

Make a poster of historic buildings in Oman.

- 1 In groups, choose a historic building. Each group must choose a different building!
- 2 Find or draw pictures of this building.
- 3 Write about the building:
  - What's its name?
  - Where is it?
  - Is it ancient or modern?
- 4 Present your building to the class.
- 5 Put the buildings together on a poster.

### Suhar Fort



This is Suhar Fort. It is in Al Batinah North Governorate. It is an important ancient building.

1 **Before you read** Is there a historic building in your city? Is it modern or ancient?






2 **Listen and read.**

3 **After you read**  
Activity Book, page 26.

4 **Which building do you want to visit? Why? Tell your partner.**

I want to visit Jibreen Castle because ...

▶ **Find out more! Watch the video.**

- 1  What places in your town are very busy? What places are very quiet?
- 2   6.11 Watch or listen and write. Where were Kayla and Emily yesterday? \_\_\_\_\_
- 3   6.12 Watch or listen again, read and check.



Hey, Emily, I was at the new shopping mall yesterday with my mum.

Really? What was it like?

It was very new and modern. There were a lot of shops. But it was very busy. Where were you yesterday?

I was at the zoo with my dad.


How was it?

The tickets were expensive, but the animals were amazing. You should go and see it!

Good idea!

Say it!

I was at the clothes shop.  
 What was it like?  
 It was very busy.  
 How was it?  
 It was/They were amazing.  
 You should go and see it!

- 4  In pairs, talk about somewhere you visited. Use the **places** and **adjectives** in the box or your own ideas.

zoo

square

market

café

train station

clothes shop

busy

exciting

expensive

modern

amazing

old

quiet

traditional

Reading

- 1 **Before you read** Look at the text. How many paragraphs are there?
- 2  **Listen and read.**

**Istanbul then and now**

- 1 *400 years ago, Istanbul was very different! The city was smaller than today. The Bosphorus was very busy, with a lot of boats. There weren't any cars or car parks, but there were a lot of horses! There weren't any trains or train stations. The roads weren't very safe. There were a lot of markets, but there weren't any cinemas. Galata Bridge was the only bridge in Istanbul.*
- 2 *In 1660, there was a huge fire. After the fire, there were very few buildings left in Istanbul.*
- 3 *Today, the city is much bigger and it's very busy! If you go to Taksim Square, there are people and trams everywhere! There are a lot of shopping malls, markets and cinemas.*
- 4 *There are a lot of bridges in Istanbul now. The most famous bridge is the Bosphorus Bridge.*



tram



Bosphorus Bridge

- 3 **After you read** Match the headings to the paragraphs.

a **Istanbul today** \_\_\_\_\_

b **Istanbul 400 years ago** \_\_\_\_\_

c **The Great Fire** \_\_\_\_\_

d **Bridges today** \_\_\_\_\_

## Listening

1   Listen and choose.

- 1 Last week Bayan was in ...  
A London.      B Lisbon.
- 2 Bayan's hotel was ...  
A ancient.      B modern.
- 3 In the park there was ...  
A a café.      B a mosque.
- 4 Bayan's favourite place was ...  
A the zoo.      B the bridge.

## Speaking

## 2 Talk about your town or city in the past and now.

- What was there 100 years ago?
- What is there now?

100 years ago,  
there was ...

Now there is ...



## Writing

## 3 Read Ibrahim's text. What do they build in his city?

## My town then and now

Hi, my name's Ibrahim. I live in Sur.  
300 years ago, there were boats from many different countries in Sur.  
There weren't many houses and there weren't any cars or buses!

Today, Sur is a big, modern city.  
There are lots of houses, cars and buses. There is also a beautiful bridge.  
People also build many boats in Sur.



## Writing

When you have two adjectives, use a comma between the adjectives. *A big, modern city.*

## 4 Write about your town or city in the past and now.

1 Plan 

- What's the name of your town or city?
- What was there 100 years ago?
- What can you see there now?

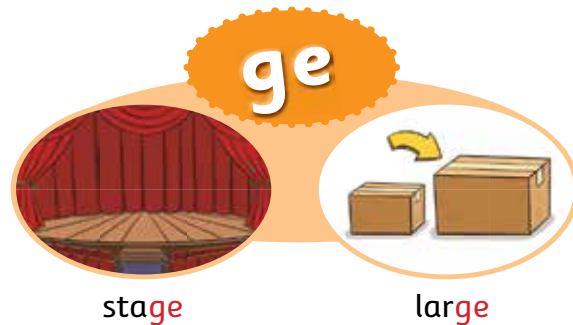
2 Write 

I live in ...  
100 years ago, there were/  
weren't ...  
Today, there are/aren't ...

3 Check your work 

- A paragraph for each new idea?
- Commas between adjectives?

1 <sup>6.15</sup> Listen and say.



2 <sup>6.16</sup> Listen and say the tongue twister.

The **bridge** is **large** and the boat is small.  
There's a **hedge** on the **stage** and it's very tall.



3 <sup>6.17</sup> Listen and point. Write and say.

badge    cage    fridge    page



4 <sup>6.18</sup> Look and write. Listen, check and say.



1  Talk about the picture of the town.

market    square    bridge    hotel    bus stop    café    clothes shop  
 mosque    train station    zoo    car park



- 1 What was there 50 years ago?
- 2 What wasn't there?

50 years ago, there was a ...

2 Write the correct adjective.

- 1 There are a lot of cars on this street at night. I can't sleep because it's so noisy.
- 2 This hotel is very \_\_\_\_\_. It costs a lot of money to stay here.
- 3 You must be \_\_\_\_\_! The baby's sleeping!
- 4 Come down! It isn't \_\_\_\_\_ to climb to the top of that tree!

 Challenge

Challenge your classmates and play the game!

Work in two teams. Look back through the unit to find the answers to these questions.

- 1 Find some mountains. (1 point)
- 2 What wasn't there in Fatma and Sami's town 150 years ago? (1 point)
- 3 What has big, strong walls? (1 point)

Now think of three more questions to ask the other team.

## Get ready for...

## A1 Movers Reading and Writing Part 6

1  Look, read and write.

## Complete the sentences.

- There are two people at the bus stop  
\_\_\_\_\_ stop \_\_\_\_\_.
- The boy is eating an  
\_\_\_\_\_.

## Answer the questions.

- What is the man in the café eating?  
\_\_\_\_\_
- What is next to the café?  
\_\_\_\_\_

Now write two sentences about the picture.

## A1 Movers Reading and Writing Part 2

2  Read the text and choose the best answer.

- Rahaf:** Where were you yesterday afternoon?

**Hamed:** **A** I'm going to the café.  
**B** I was at the zoo.  
**C** I'm at the market.



Read all the options carefully before you choose.

- Rahaf:** Were you with your friends?

**Hamed:** **A** Yes, I am.  
**B** No, he wasn't.  
**C** Yes, I was.
- Rahaf:** What was it like?

**Hamed:** **A** It was busy.  
**B** They were exciting.  
**C** I was quiet.
- Rahaf:** Were there lots of animals?

**Hamed:** **A** Yes, it was.  
**B** No, there aren't.  
**C** Yes, there were!



1 Play and say.

I was at the café yesterday morning.

I was at the train station yesterday morning.

The clothes were cheap. Go shopping at the market. Miss a turn.

The square was quiet. Sit down. Miss a turn.

The bridge was quiet. There weren't many people! Go forward 2 spaces.

The shopping mall was quiet. Move forward 2 spaces.

The streets were busy. There were many people! Miss a turn.

The bridge was busy. There were many cars! Miss a turn.

The train was cheap. Go forward 2 spaces.

The buses were busy. There were many people! Walk. Miss a turn.

I was at the zoo yesterday morning.

# The Baby Camel


In Sara's town, there's a new zoo. Last Friday, Sara was in the kitchen with her mum. The zoo was on the TV.

Look, Mum. There's a baby camel at the zoo. Can we go and see it?

Yes, we can! Let's go to the zoo tomorrow.



On Saturday, Sara and her mum were at the busy zoo.  
There was a tall giraffe, but there wasn't a baby camel!




Mum, I can't see the  
baby camel. Where is it?  
Is it hiding?

Don't worry, Sara.  
We can find it.

## Graded reader 1


There were three large crocodiles and there were lots of noisy birds at the zoo. But there wasn't a baby camel!



Mum, can you see the baby camel?

No, I can't. But we can find it. Don't worry!

Sara was sad. But then there was a small brown nose in the hedge. There were two brown eyes and two brown ears in the hedge, too.



Look, Mum! There's the baby camel!  
It's in the hedge!

Oh, yes!

It's a pretty baby camel!



# The Old Food Market

Talal, Hazim and Marwa live in a big city. Today, there are modern hotels, busy shopping malls and expensive clothes shops. But the city was different many years ago.



Many years ago, there was a big food market in the city.  
The market was near a beautiful bridge.



Look! There was delicious food on the stalls at the old market.

I like food markets.

Let's make our own food market!



There were lots of sweets and cakes at the old food market. There was bread and fruit there, too.

We've got a large coconut and some eggs. We can make sweets and cakes for our market.

We can make bread, too. And there is some fruit in the fridge.


The children work hard all afternoon. Mum helps them.  
Then Dad gets home from work.

Welcome to our food market, Dad!  
How can we help you?

Can I have a burger and chips, please?

Oh, Dad! It's an old food market, not a modern one!





Social Studies

Describing places

Think

1 What adjectives can you say?

Learn

2 Listen and say.



beautiful



crowded



famous



popular




peaceful



interesting

check

3 Look at the picture. Read and write *True* or *False*.





- 1 The market is crowded. True
- 2 The street is peaceful. \_\_\_\_\_
- 3 The woman is famous. \_\_\_\_\_
- 4 The girl's book is interesting. \_\_\_\_\_
- 5 The clothes in the window are popular. \_\_\_\_\_
- 6 The flowers are beautiful. \_\_\_\_\_

4 In pairs, describe the picture in Activity 3.

The street isn't peaceful. It's crowded.

Let's practise!

1 Look and say.



There's a famous man.



It's picture A.

Show what you know

Find pictures of things for each adjective.


beautiful crowded famous interesting peaceful popular



Make an adjectives chain.

- 1 Choose four of the pictures of adjectives.
- 2 Cut out four triangles.
- 3 Stick the pictures on the triangles.
- 4 Join the triangles with wool.
- 5 Describe your chain to another group.

It's a crowded beach.



## Language booster 3

1 Why do people like to visit Oman?

2  Listen and read.

What should people see in Oman?

Muscat is the most famous city, but it is also the most crowded place!



I think Sur is more interesting than Muscat. What about beaches?

I think Qurum Beach is the most popular beach.



Yes, but Tiwi beach is more peaceful than Qurum.

True! I love Oman. It is the most beautiful country in the world!

3 Complete and act out the dialogue. Choose different places and adjectives.

beach

market

mosque

park

shop

street

beautiful

crowded

famous

interesting

peaceful

popular

What should people see in your area?

4 Think about these sports in Oman. Number them 1 (the most), 2 or 3 (the least). Then ask and answer.

beautiful	exciting	interesting	popular
dhow racing <input type="checkbox"/>	canoeing <input type="checkbox"/>	running <input type="checkbox"/>	tennis <input type="checkbox"/>
camel racing <input type="checkbox"/>	handball <input type="checkbox"/>	basketball <input type="checkbox"/>	football <input type="checkbox"/>
chess <input type="checkbox"/>	fishing <input type="checkbox"/>	swimming <input type="checkbox"/>	windsurfing <input type="checkbox"/>



I think camel racing is more beautiful to watch than chess, but dhow racing is the most beautiful. Do you agree?



No. I think dhow racing is more beautiful to watch than chess, but camel racing is the most beautiful. I love camels!



Show what you know

Can you use long adjectives?

Can you compare two things?

Can you compare more than two things?

Well done!




# 7

# The history of Oman

1  What do you know about Oman in the past?



 How many school subjects can you find?  
What can you buy in the market at the museum?  
What doesn't belong in the picture?

2  Listen, point and repeat.



wall



khanjar



sword



jewellery



ring



necklace



coins



jar



well



stone



silver



clay


3  Look for the words from Activity 2 in the picture on page 58. Write the missing word. \_\_\_\_\_

4  Sort and write the words from Activity 2. What other words can you think of? Add them to the table.

Things you wear	Materials	Things you've got at home
khanjar		


5  In pairs, play a guessing game.

It's made of ...    You wear it on ...    You put ...    It's ...



It's made of stone. It's high.

Yes!



A wall?



1 Before you read Can you find two materials in the story?

2 Watch or listen and read.

## The discovery

1 I liked the Discovery Zone! Just imagine, people lived and worked here many years ago. There were stone houses then. People used stone from the hills to build their houses.

And they used clay from the ground to make jars!

Wow! We learned a lot today, didn't we?

2 I'm hungry.

Me, too. Let's eat.

3 Lottie, what are you and Bo doing?

Bo can fly and look at things. I can see what he sees!

Wow!


4 Look, there's a falaj for irrigation, a well ... and that's a stone wall ...

5 I think they're the walls of a building!

Hey, what's that?

Let's go and see!

6 A few minutes later ...



People lived here a long time ago. Maybe it's an ancient building!


7



Look! People used silver to make jewellery. This is a piece of silver! Is it a ring?

No, it isn't! It comes from a jar.

8



Look! It's a jar of coins! Stop, Bo! We must be careful!

We must tell Mr Hazim at the museum!

9



Are there coins? What are they like?

They're silver. They have writing on them.

10



I think these silver coins are very old!

Wow!

3 Which coin is it? Go to page 106 to find out.



4 **After you read** Read the sentences and circle *True* or *False*. Then say why.

- |  |      |       |
|--|------|-------|
| 1 The children are at school.                  | True | False |
| 2 Lottie is hungry.                            | True | False |
| 3 They think they see the walls of a building. | True | False |
| 4 Lottie finds a piece of stone.               | True | False |
| 5 Bo finds a sword.                            | True | False |
| 6 Sami talks to Mr Hazim.                      | True | False |

Number 1. False. They aren't at school, they're at the ...

5 Act out the story.

6 Design your own coin. What writing and picture does it have on it?

1 Look back! Tick (✓) the sentence in this picture.

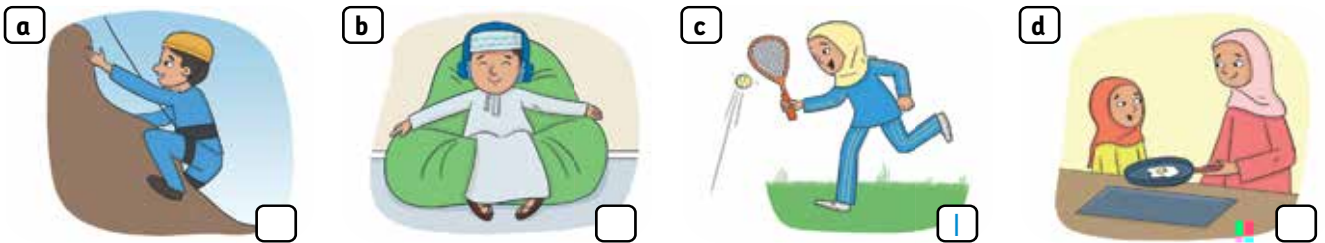
- 1 We learned a lot today.
- 2 We didn't learn today.
- 3 We used clay to make jars.



2 Listen and repeat.

They **used** clay to make jars. They **didn't use** stone.  
 I **played** football yesterday. I **didn't play** tennis.

3 Listen and number. What did they do yesterday?



4 Look at the pictures. Say affirmative and negative sentences.




1	Adam	walked	didn't walk	to the hotel	two days ago.
2	Rawan and Samira	climbed	didn't climb	the wall	on Tuesday.
3	Noora			tennis	yesterday.
4	Malik and Yousuf	played	didn't play	board games	
5	Sheikha and Aseel	cooked	didn't cook	lunch	last week.

5 Write one true and one false sentence about yourself. Your partner guesses which one is true.

\_\_\_\_\_

\_\_\_\_\_



1  Listen, point and repeat.



live



work



visit



arrive



start



stop



need



use

2   Listen and sing.

Where did people live,  
many years ago?  
Please tell me, I want to  
know!



Did they live in houses?  
Yes, they did!  
Did they need warm clothes?  
Yes, they did!

Did they use umbrellas?  
No, they didn't!  
Did they have coins?  
I don't know!

Where did people live,  
many years ago?  
Please tell me, I want to  
know!



3  Listen and repeat.

When **did** you **visit** the museum?  
We **visited** the museum on Monday.  
**Did** people in the past **have** coins?  
Yes, they **did**./No, they **didn't**.

4  Make questions and ask your partners.

live in a castle      play board games  
use a pencil to write      start school  
listen to music      dress up  
work in an office      like vegetables

In the past, did  
you live in a castle?

No, I didn't.

5  Pupil A: Activity Book, page 69.  Pupil B: Activity Book, page 71.

## INTERESTING DISCOVERIES IN OMAN

There are many ancient sites in Oman and every year, people make amazing new discoveries about the past. Let's learn about three of them.

### SINAW HOARD

In 1979, people found an old blue jar made of clay in Sinaw. Inside the jar were 962 silver coins! The coins were about 1,400 years old and they weren't all from Oman. Some were from Egypt, Spain and other countries. It's the most important discovery of coins in Oman!



Fun fact

Did you know that Bahla Fort and Al Balid are UNESCO World Heritage Sites?

### BAIT AL-QUFL

In the mountains of Musandam, the people used stone and clay to make special houses. In the summer, the people travelled to the sea, and used special keys to lock the houses. In this way, their food was safe for when they returned. You can see the Bait al Qufl houses today. Wow!



### BAT TOWER

In Bat, near Ibri, you can find some round stone towers. We don't know what people used the towers for, because some of them are more than 5,000 years old! This makes them some of the most important towers in the world.



## Project - Lesson 5, part 2

Make a leaflet of historic places.

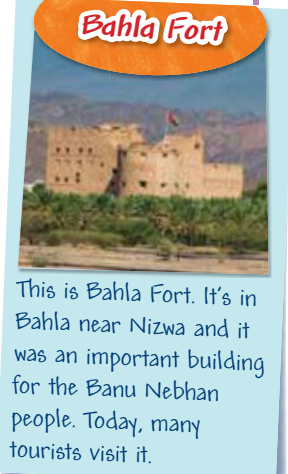
- 1 In groups, choose a historic place in your country.
- 2 Write about the place. Answer these questions:
  - What's the name of the place?
  - Where is it?
  - What was it for?
  - What's it like now?
- 3 Make a group presentation to the class. First, agree who says what!
- 4 Make a leaflet of your work to show the class.

- 1 **Before you read** Do you know any ancient sites in your country or another country?
- 2 **Listen and read.**
- 3 **After you read**  
 >> Activity Book, page 42.
- 4 **How many ancient sites do you know in your country? Brainstorm with your partner.**

There's a castle at Jibreen.

Yes! And there is an ancient wall at Bahla.

Find out more! Watch the video.



1  Tick (✓) the things you can see at a museum about history.

- a clay jar     jewellery     coins   
 a birthday cake     a sword     a costume

2   Watch or listen and write. Where does Leila work? \_\_\_\_\_

3   Watch or listen again, read and check.



Hello, my name's Leila and I work at a history museum. Today we're learning about finding old things in the ground.

Hi, Leila! What should I do?

OK. You should wear old clothes. You should use a small brush.


Should I work quickly?

Good question! No, you shouldn't! You should work very slowly and carefully.



Say it!

What should I do?  
 You should wear old clothes.  
 Should I work quickly?  
 No, you shouldn't!

4  In pairs, say what you should/shouldn't do.

- on a bike

wear a helmet    ride very quickly down a hill  
 ride carefully    stop at traffic lights

- at a road

stop before you cross    run across the road  
 look both ways



You should wear a helmet.



You shouldn't ...

## Reading

- 1 **Before you read** Look at the picture. What do you think the story is about?
- 2 **7.14** Listen and read. Were you right?

## DIARY OF AN OMANI BOY

## Thursday 8 May 1952

*My name is Talal and this is my first diary. I'm 11 years old. I've got three sisters and two brothers, but I'm the oldest child. I live on a farm with my mother and father in the countryside.*

## Friday 9 May 1952

*Today was a very exciting day because I visited Muscat for the first time. Muscat is the busiest and most famous city in my country. My father says that boats come here from around the world. When we arrived, there was a big boat there. I listened to all the people talking and shouting. It was so noisy!*

*There was also a big market. We watched people buy things from the boat. Some of the things were from China! They looked very beautiful. It was great! I can't wait to go back again.*



- 3 **After you read** Read the story again. Complete the sentences with one or two words.

- 1 Talal started his diary on Thursday.
- 2 On Friday, Talal \_\_\_\_\_ Muscat for the first time.
- 3 Muscat is the busiest and \_\_\_\_\_ city in the country.
- 4 Talal \_\_\_\_\_ to all the people talking and shouting.
- 5 Some of the things in the market were \_\_\_\_\_.

**Tip** **Exam**

Read each sentence carefully and think. Do you need one word or two?


**Listening**

1 Listen and choose.

1 What did Maryam see?



2 What did Hamzah visit?



**Speaking**

2 Talk about a visit to a museum or an ancient site. What was it like?

visited watched listened  
played exciting interesting  
ancient busy expensive

Tell me about your visit.



I visited the history museum. I watched a film about Muscat in the past. It was very interesting.



**Writing**

3 Read the diary. Which city did Maryam visit with her family?

*My diary*

---

*Monday*  
My name is Maryam. I'm 9 years old.  
I live in Al Buraimi, Oman. Tomorrow is my family's trip to London!

*Tuesday*  
Today we arrived in London!  
In the morning we visited the Tower of London. It's the oldest castle in London! Then we visited the Tate Modern. It's the most famous modern art museum in London. I loved it!



**Writing**

Use adjectives to show how you feel and to make your writing more interesting! How many adjectives can you find in Maryam's diary?

4 Write a diary about a visit to a new place.

**1 Plan**

- What day is it?
- What's your name, how old are you and where do you live?
- When did you arrive?
- What did you visit?
- What was it like?

**2 Write**


My name is ... I'm ... I live in ...  
Today we ...  
In the morning we visited ...  
Then we ...  
It was ...

**3 Check your work**

- Used at least three adjectives?



1  Listen and say.

**wr**




write wrist

**mb**

thumb climb

2  Listen and say the tongue twister.

My **w**rist hurts when  
I **w**rite.  
My **th**umb hurts when  
I **cl**imb.



3  Listen and write **wr** or **mb**.



\_\_\_\_\_ap



la \_\_\_\_\_



\_\_\_\_\_ong



co \_\_\_\_\_


4 Look, write and say. Circle the odd one out.



\_\_\_\_\_

\_\_\_\_\_

\_\_\_\_\_



\_\_\_\_\_

\_\_\_\_\_





\_\_\_\_\_

**1 Complete the sentences. Use the past simple.**

- 1 My dad \_\_\_\_\_ (work) at the supermarket three years ago.
- 2 I \_\_\_\_\_ (start) playing tennis when I was five.
- 3 Muna \_\_\_\_\_ (stop) playing basketball because of her broken leg.
- 4 I \_\_\_\_\_ (need) to buy butter and sugar for my sister's birthday cake.  
I \_\_\_\_\_ (not/need) to buy eggs.
- 5 What \_\_\_\_\_ (Ammar/use) to look for coins in the ground?

My dad worked at the supermarket three years ago.

**2 Complete the story with the correct form of the verbs. Then use the pictures to tell the story.**

Rasha was very excited! Today was her first day helping at the museum. She (1) \_\_\_\_\_ (arrive) at 8 o'clock and (2) \_\_\_\_\_ (start) her work outside. She (3) \_\_\_\_\_ (use) a small brush to look for things in the ground. There was a big brush, too, but she (4) \_\_\_\_\_ (not/need) it. In one part of the ground there was a (5) , and a (6) . In another part there were some (7)  and some (8) .

Rasha (9) \_\_\_\_\_ (start) talking to another girl. Her name was Rawan.  
'When (10) \_\_\_\_\_ (you/start) working here?' asked Rawan.  
'Today! And I love it!' answered Rasha.

 **Challenge**

**Challenge your classmates and play the game!**

**Work in two teams. Look back through the unit to find the answers to these questions.**

- 1 Find a boy with a sword. (1 point)
- 2 What was the name of the man at the museum? (1 point)
- 3 How old were the coins in Sinaw? (1 point)

**Now think of three more questions to ask the other team.**

## A1 Movers Speaking Part 3



Make sure you explain how one picture is different.

*Those are foods, but that's an animal.  
In those pictures the children are playing sports, but in that picture they are singing.*

- 1** Which picture is different? Why? Tick (✓) and say.

1	<b>A</b>  <input type="checkbox"/>	<b>B</b>  <input type="checkbox"/>	<b>C</b>  <input type="checkbox"/>	<b>D</b>  <input type="checkbox"/>
2	<b>A</b>  <input type="checkbox"/>	<b>B</b>  <input type="checkbox"/>	<b>C</b>  <input type="checkbox"/>	<b>D</b>  <input type="checkbox"/>
3	<b>A</b>  <input type="checkbox"/>	<b>B</b>  <input type="checkbox"/>	<b>C</b>  <input type="checkbox"/>	<b>D</b>  <input type="checkbox"/>
4	<b>A</b>  <input type="checkbox"/>	<b>B</b>  <input type="checkbox"/>	<b>C</b>  <input type="checkbox"/>	<b>D</b>  <input type="checkbox"/>

## A1 Movers Speaking Part 4

- 2** Let's talk about museums! Answer the questions.

- 1 What do you do in a museum?
- 2 What's your favourite museum?
- 3 Why do you like it?

In a museum, you ...

My favourite museum is ...

I like it because ...

1 Copy the calendar.

Sunday	Monday	Tuesday	Wednesday	Thursday	Friday	Saturday
Morning	Morning	Morning	Morning	Morning	Morning	Morning
Evening	Evening	Evening	Evening	Evening	Evening	Evening

Last week, I didn't visit the museum. I visited the zoo.

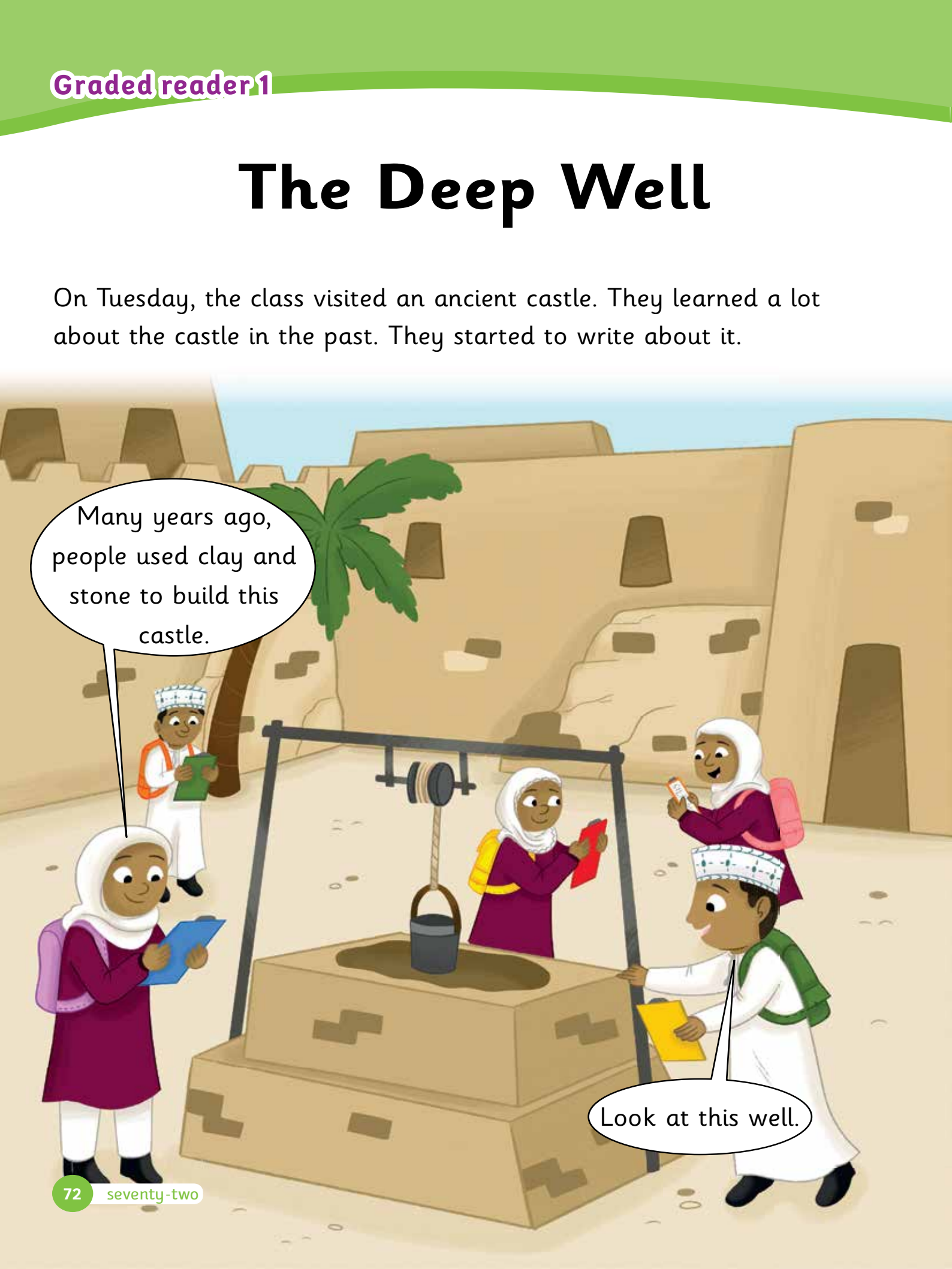
2 Play and say.

The board game consists of 12 segments arranged in a circle. Each segment contains an illustration and a sentence. The board is divided into two halves by a vertical line with a '2' in the center. The top half is labeled '1' and the bottom half is labeled '2'.

- Segment 1 (Top): I didn't visit the shopping mall. I visited...
- Segment 2 (Top-Right): I made a necklace. I used...
- Segment 3 (Right): I made jewellery. I used...
- Segment 4 (Bottom-Right): I didn't play football. I played...
- Segment 5 (Bottom): I didn't climb a wall. I climbed...
- Segment 6 (Bottom-Left): I didn't cook dinner. I cooked...
- Segment 7 (Left): I didn't work in a supermarket. I worked...
- Segment 8 (Top-Left): I didn't walk to the hotel. I walked...

# The Deep Well

On Tuesday, the class visited an ancient castle. They learned a lot about the castle in the past. They started to write about it.



Many years ago, people used clay and stone to build this castle.

Look at this well.

Rahaf needed her eraser. It was in her bag. There was also a little comb in her bag. When Rahaf opened her bag, she dropped the comb in the deep well.



Rahaf and Rashid looked in the well.  
It was very deep. What was at the  
bottom of the well?



What should we do?

I can see your comb, Rahaf! But what is that? Is it a khanjar?

Rahaf and Rashid worked quickly and carefully.

It was an ancient khanjar! A man dropped it in the well by mistake many years ago.

This khanjar is more important than my comb.

We should show it to our teacher. I think it belongs in a museum!




# A Special Jar

On Wednesday, the class visited the museum. They arrived at ten o'clock. First, they looked at some traditional jewellery. Then they looked at some ancient jars.




At school on Thursday, the children did a fun activity.  
They used clay to make their own little jars.




You've got  
some clay on  
your wrist.

Use your fingers and  
thumbs to push the clay.  
It's very soft and wet.



Thank you, Saif!


Nassra and Saif finished their jars first. They didn't need all the clay. There was lots of clay on the table.



Wow, we worked quickly today. What should we do now?

We should carry on. Look at this clay. I've got an idea!

Nassra and Saif worked together to make a special jar for their teacher. They wanted to thank her for the visit to the museum. The teacher was very pleased.



Thank you. You are very kind! I can put my favourite rings in this jar.



# 8

# Let's celebrate!

1  How many celebration words do you know?



What is Lottie drinking?  
What watersport can you see?  
What doesn't belong in the picture?

2 8.1 Listen, point and repeat.



1 funfair



2 big wheel



3 rollercoaster



4 present



5 wedding



6 buffet



7 go-kart



8 invitation



9 party



10 party games



11 costume



12 party hat

3 Look for the words from Activity 2 in the picture on page 80. Write the missing word. \_\_\_\_\_

4 Ask and answer. Sort the words: party or funfair?



5 In pairs, ask and answer.

- 1 What's your favourite funfair ride?
- 2 What's your favourite thing to do at a party?
- 3 Were you at a party last year?

My favourite funfair ride is the ...



1 **Before you read** How many funfair words can you find?

2 8.3 **Watch or listen and read.**

Look, there's a birthday party! They're taking photos. It's the boy's tenth birthday.




Were there funfairs when you were young, Grandma?

Yes, there were! I love funfairs!

1



Me, too!



We didn't take photos with our phones in the past. We took them with a camera.


3



Bo, what are you doing?

I'm finding metal things with my metal detector!

4




Grandma, have you still got photos from when you were young?

Yes, I have! Do you want to come and see them?

At Grandma and Grandad's house ...

5




Wow! You have lots of photos!

6



These are photos of a family party. It was my twenty-first birthday. I wore a new dress. We drank juice and ate delicious food. The next day we went to the beach.



3 Which is Grandma's photo? Go to page 106 to find out.




4 **After you read** Circle the correct word. Then order the sentences to retell the story.

- a Bo finds Grandma's **photos** **camera** **house**.
- b Bo is looking for **stone** **metal** **clay** things.
- c The children are in the park at a **wedding** **funfair** **party**.
- d Grandad tells the children about the lost **camera** **photos** **clothes**.
- e **Grandma** **Grandad** **Lottie** went to a family party and to the beach.
- f Grandma shows the children her **shoes** **camera** **photos**.

5 Act out the story.

6 In pairs or small groups, design a new phone camera. Then have a class vote and choose:

- the most beautiful
- the most original
- the funniest design

1  Look back! Tick (✓) the sentence in this picture.

- 1 We took photos with a camera.
- 2 The next day we went to the beach.
- 3 We lost the camera a few years later.



2  Listen and repeat.

I **wore** a new dress.

We **didn't take** photos with our phones.



have → <b>had</b>	do → <b>did</b>	eat → <b>ate</b>
drink → <b>drank</b>	go → <b>went</b>	get → <b>got</b>
make → <b>made</b>	wear → <b>wore</b>	see → <b>saw</b>

➤ More verbs on page 107.

3 Circle the correct word.



I **went** **made** to a party at the weekend.  
 It was my friend Amna's birthday party. My  
 other friend Reema **didn't go** **didn't find**  
 because she was on holiday. We **wore** **ate**  
 some cake and we **drank** **ate** lemonade.  
 Amna **got** **lost** a lot of presents.  
 We **went** **had** so much fun!

4 Write the correct sentences.



1 My sister ran to **the shops** this morning.

My sister ran to school **this morning**.




2 I saw a **wedding** in the town.



3 Dad wore a **dishdasha**.




4 My sister ate a **banana**.

5  Tell your partner about a crazy day. Choose five activities.

I **went** to an island in the middle of the sea! I **went** fishing with a firefighter and I **saw** three dolphins. I **ate** blue noodles and **drank** purple lemonade!

1  Listen, point and repeat.

May						
1st first	2nd second	3rd third	4th fourth	5th fifth	6th sixth	7th seventh
8th eighth	9th ninth	10th tenth	11th eleventh	12th twelfth	13th thirteenth	14th fourteenth
15th fifteenth	16th sixteenth	17th seventeenth	18th eighteenth	19th nineteenth	20th twentieth	21st twenty-first
22nd twenty-second	23rd twenty-third	24th twenty-fourth	25th twenty-fifth	26th twenty-sixth	27th twenty-seventh	28th twenty-eighth
29th twenty-ninth	30th thirtieth	31st thirty-first				



4th May = the 4th of May

2  Listen and write down the numbers you hear.

3   Listen and sing. Say your birthday!

When's your birthday? I know it's soon!

It was yesterday, the 2<sup>nd</sup> of June!

Did you have a birthday party?  
Yes, I did! Yes, I did!

Did you eat a lot of cake?  
Yes, I did! Yes, I did!

Did you get a lot of presents?  
Yes, I did! Yes, I did!

Did you play some party games?

No, I didn't! No, I didn't!


Why not?  
Because I had a broken leg!



4  Listen and repeat.

What **did** you **eat** at your birthday party?  
I **ate** cake.

Did she **wear** a party hat?  
Yes, she **did**./No, she **didn't**.

5  In pairs, ask and answer about birthdays.

When's your birthday?

It's on ...

What did you do on your last birthday?

I had a party ...

Did you wear a party hat?

No, I didn't, but I wore ...

6  Pupil A: Activity Book, page 69.  Pupil B: Activity Book, page 71.

# Celebrations in the Arab world



## Ramadan in Egypt

I learned about Ramadan in Egypt last week. Ramadan is the 9<sup>th</sup> month of the Hijri year. When the sun goes down, lights come on at all the mosques and there are decorations in many streets. The shops are open late and many people buy pretty lanterns to put in their homes. Ramadan in Egypt is colourful and fun!



## Al-Taimeena

In Oman, children celebrate Al-Taimeena when they finish learning the Quran. When my brother finished it last year, he walked around the streets wearing traditional clothes and carrying a lantern. He said a special *Du'a* and then enjoyed sweets and other food with our friends and family. It was a beautiful day.



## Eid Al-Adha

People celebrate Eid Al-Adha on 10<sup>th</sup> Dhu Al-Hijjah. Last year, I prayed at the mosque with my family on the first day. Then we visited our friends and relatives. They gave me some presents! I like Eid Al-Adha. Which celebration do you like?



## Fun fact

On Oman National Day, many buildings have white, red and green lights on them, the colours of the Omani flag.

- Before you read** What's the most important festival in your country?
- 8.12** Listen and read.
- After you read**  
Activity Book, page 56.
- In pairs, ask and answer.**

Which festival do you want to go to?

I want to go to ... because ...

**Find out more! Watch the video.**

## Project - Lesson 5, part 2

**Make a leaflet about special days in Oman.**

- In groups, choose a festival from your country.
- Find pictures.
- Write how you celebrated this festival last year.
- Have a class display of your leaflets. Vote for the most popular festival.

## Muscat Nights Festival



This festival is in February. Last year, there were many events.

1 **When did you last lose something?  
What did you lose?**

2 **Watch or listen and write. What can't Sara find?** \_\_\_\_\_

3 **Watch or listen again, read and check.**



What's the matter?

I can't find my bag!

What's it like?

It's blue with a picture of a mouse on it.

OK. When did you last see it?

I don't know ... Oh, yes, I had it when I went on the big wheel.

OK, let's go and look there.

There it is! Thanks for your help!

You're welcome!

**Say it!**

What's the matter?  
I can't find my book.  
When did you last see it?  
I had it when I went to school.  
Let's go and look there.

4 **In pairs, talk about a lost object.**


hat      football      water bottle  
party invitation

What's the matter?



I can't find my water bottle.

## Reading

- 1 **Before you read** Look at the title and the picture.  
What do you think happened at the party?
- 2  Listen and read. Were you right?



Today, 10:34am

### An unusual birthday party!

Something funny happened at Samira's birthday party at the weekend!  
We asked her all about it.

**Interviewer:** Hi, Samira! Tell us what happened at your party!

**Samira:** Well, I had my birthday party at my house. There were about 20 friends. First, we played some party games. We all wore funny party hats! Then, Mum and Dad put the food and drink on long tables. My birthday cake was at one end of the table. There was a buffet: I ate a lot of sandwiches, crisps and cupcakes! After that we played more party games in the garden.

**Interviewer:** OK. It sounds fun! What happened next?

**Samira:** It was time for the birthday cake, so we went back into the house. But the cake wasn't on the table! Then we saw my cat, Patch. He was asleep under the table, on his back. There was cake all over his face!

**Interviewer:** Oh no! Did Patch eat the whole cake?



**Samira:** Yes, he did! It was a great party for him!





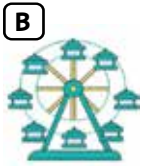




- 3 **After you read** Read and tick (✓) the best summary.

- 1 It was Samira's birthday party. There was a buffet. Samira and her friends ate a lot of food.
- 2 At Samira's birthday party, Samira and her friends played games, wore party hats and there was a buffet. A cat ate the birthday cake.

Listening

1   Look at the pictures. Listen and match. What celebration did each child go to?

1  Malik	2  Manar	3  Yousuf
A 	B 	C 
D 		

Speaking

2 Talk about a celebration you went to.

I went to my uncle's wedding. We had fun. We watched ...



Writing

3 Read the invitation. When is Muna's birthday party?

# Birthday PARTY

To:

Come to Muna's birthday party!

When:

Where:

RSVP by 10th April to [muna456@kmail.com](mailto:muna456@kmail.com)

See you there!

4 Write an invitation to a party.

1 Plan

- Who are you inviting?
- When is your party?
- Where is it?
- RSVP by? To an email or phone number?

2 Write

To:	Where:
Come to ...	RSVP by ...
When:	to ...

3 Check your work

- am and pm?
- RSVP?

 Writing

When you write the time, use *am/pm*.  
 10 am = in the morning  
 10 pm = in the evening  
 RSVP means *please reply*.

**1**  **Circle and write. Listen and say.**

1



scr \_\_\_\_\_

ew

oo

2



fr \_\_\_\_\_

ie

y

3



f \_\_\_\_\_

ur

er

4



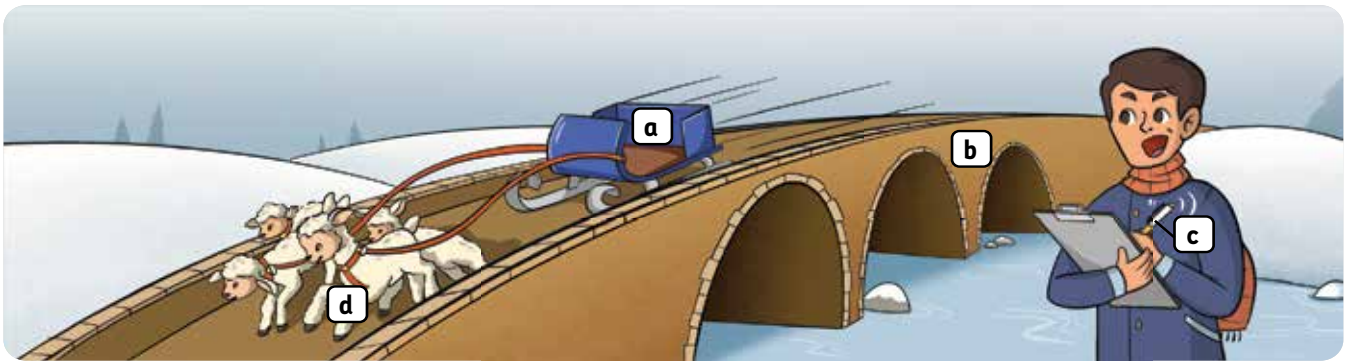
sn \_\_\_\_\_

oa

ow

**2**  **Complete and match. Listen, check and say.**

dge eigh mb wr



1 bri \_\_\_\_\_

2 sl \_\_\_\_\_

3 \_\_\_\_\_ite

4 la \_\_\_\_\_

**3**  **Listen and write. Then say the tongue twister.**

boat bike bridge fridge

Look at the \_\_\_\_\_,

It's under the \_\_\_\_\_.

The man's got a \_\_\_\_\_,

And a very large \_\_\_\_\_!



1 Write the missing words. Use the past tense of the verbs.



Ahmed and Hamzah (1) went (go) to a (2) \_\_\_\_\_ in the park. They (3) \_\_\_\_\_ (have) a great time! They (4) \_\_\_\_\_ (go) on the (5) \_\_\_\_\_ They (6) \_\_\_\_\_ (not / go) on the (7) \_\_\_\_\_ because it was very fast. After that, they (8) \_\_\_\_\_ (eat) crisps and (9) \_\_\_\_\_ (drink) lemonade. Suddenly they (10) \_\_\_\_\_ (see) a little boy. The little boy was sad: 'I can't find my mum!'



Suddenly a woman (11) \_\_\_\_\_ (run) up to them: 'Muhannad! There you are! I (12) \_\_\_\_\_ (lose) you!' Ahmed and Hamzah were happy the mum (13) \_\_\_\_\_ (find) her little boy. At the end of the day, they (14) \_\_\_\_\_ (go) home.

2 In pairs or small groups, ask and answer about the story.

- |                                  |                        |
|----------------------------------|------------------------|
| 1 Where / Ahmed and Hamzah / go? | 2 What / they / go on? |
| 3 What / they / eat?             | 4 Who / they / see?    |

Where did Ahmed and Hamzah go?

They went ...

### Challenge

Challenge your classmates and play the game!

Work in two teams. Look back through the unit to find the answers to these questions.

- 1 What did Granny wear when she was 21? (1 point)
- 2 What comes after the fourth of May? (1 point)
- 3 When is National Day? (1 point)

Now think of three more questions to ask the other team.

## Get ready for...

## A1 Movers Speaking Part 2



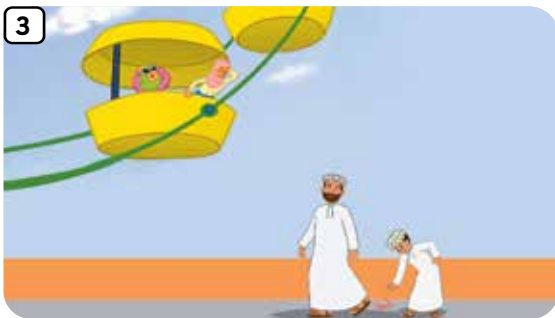
Exam

Use these words to tell a story: *first, then, after that* and *last*.

- 1 Tell the story. Use these verbs in the past.

be drop have give put see lose find

## The lost sunglasses



A girl and her mum were at the funfair. Their names were Aseel and Razan. They wore sunglasses because it was sunny. They wanted to go on the big wheel.

## A1 Movers Speaking Part 1

- 2 Find four differences. Then talk about them.



In picture 1, the boy is 10, but in picture 2 he is 11.

1 Play and say.

Where is my party hat?

I went to a wedding.



Where is my costume?

I didn't go to a wedding. I went to a funfair.



I didn't eat at a buffet at 1 o'clock.



I ate lunch at 1pm.



I drank lemonade.



I drank purple lemonade!



We played in the house.



We went on the big wheel.



I wore a costume.



I got a present.



I went to a ... I didn't eat ... After, I drank ... . We played ... . I wore ... I put my party hat with my ... Where's my party hat?

Under the present

I went to a ... I ate ... Then I drank ... I went on a ... Then I got a ... I put my costume with my ... Where's my costume?

Under the costume

# At the Funfair

It was 19<sup>th</sup> July – Max's birthday! Max liked going to the funfair, so he asked Harry to go with him. Harry gave Max a baseball cap for his birthday. Max put his new cap on.



First, the boys went on the go-karts. Then, they went on the rollercoaster. Finally, they went on the big wheel. They had lots of fun! But after the big wheel, Max stopped and touched the top of his head.





Max and Harry quickly ran back to the rollercoaster.

Max saw his baseball cap on the tunnel on a bridge. It was very high. The rollercoaster stopped and a man got the cap for Max.



Thanks for your help!

You're welcome.

I'm happy you found your cap!



# The Animal Party

My birthday is 25<sup>th</sup> April. Last year, I had a birthday party. I like animals, so I had an animal party. I gave invitations to all my friends. I asked them to dress up in costumes.




My friends all wore different animal costumes. They dressed up as a black and white zebra, an orange giraffe, a green crocodile and a black and white panda. I was a lion. We had a delicious buffet. We ate tasty burgers and little animal cakes. We drank chocolate milkshake.



After the buffet, we went in the garden and we played party games. I loved the party games. We had lots of fun. Then I saw something strange. It was behind the gate.

Is that an elephant?  
Is it really an elephant?



I was wrong. It wasn't an elephant at all. It was Dad! It was his amazing elephant costume. He had a large birthday cake for me. My favourite animal was on top of the cake.

Happy birthday!  
I made this lion  
cake for you.

It's very special.  
Thank you, Dad!





# Social Studies

## Describing holidays

Think

1 What can you do on a holiday?

Learn

2 Listen and say.



1 build a sandcastle



2 go snorkelling



3 buy an ice cream



4 go sightseeing




5 go hiking



6 visit a water park



7 visit a theme park



8 go camping

check

3 Write the correct activity. Then say.

- 1 People like to do this when it's hot. buy an ice cream
- 2 You need strong legs to do this! \_\_\_\_\_
- 3 People come from around the world to do this. \_\_\_\_\_
- 4 People like to go fast here, and they like water! \_\_\_\_\_
- 5 I like to do this because I like making things! \_\_\_\_\_

4 Make a new sentence for your partner.

5 Cover the photographs. How many words can you remember?

Go hiking.




Go hiking, go camping ...



Go hiking, go camping, visit a theme park ...




Let's practise!

- 1  Sort the words: beach, city or mountains? Some have more than one answer!

Go sightseeing.



You go sightseeing in the city!

- 2  What do you want to do? In pairs, ask and answer about these places.

- 1 at the beach
- 2 in the mountains
- 3 in a city

We're at the beach.  
Shall we go snorkelling?

I'd rather buy an ice cream!


Show what you know

Make a holiday calendar

- 1 Choose a place for a week's holiday.
- 2 Make a calendar for the days of the week.
- 3 Decide on the activities you want to do on it each day.
- 4 Write these on the calendar and draw pictures.
- 5 Show your calendar to the class.

**My holiday in the city**

Sunday	Monday	Tuesday	Wednesday
Go snorkelling 	Visit a theme park 	Visit a museum 	Buy an ice cream 
Thursday	Friday	Saturday	
Visit a water park 	Go sightseeing 		



## Language booster 4

1 Where do you want to go on your next holiday?

2  Listen and read.

Are you going on holiday next summer?

Yes, I am. I'm going on holiday with my family.



Are you going to the **beach**?

No, I'm not. We're going to go to the **mountains**.



Are you going to **go camping**?

No, we're not. We're going to **go hiking**.

That sounds great!

3 Act out the dialogue. Choose different **places** and **activities**.

beach

desert

city

mountains

build a sandcastle

go snorkelling

go sightseeing



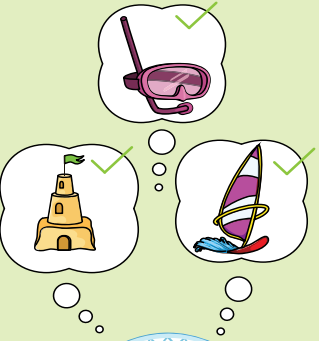





go hiking

visit a water park

visit a theme park

go camping

4  Listen and number 1–4. Who is talking?

Noora <input type="checkbox"/>	Badriya <input type="checkbox"/>	Ahmed <input type="checkbox"/>	Hamzah <input type="checkbox"/>
			
			

5 Play a game.

She's going to build a sandcastle and buy an ice cream. She isn't going to go windsurfing.



Badriya!

show what you know

Well done!

Can you talk about holiday activities?

Can you talk about what people are going to do?

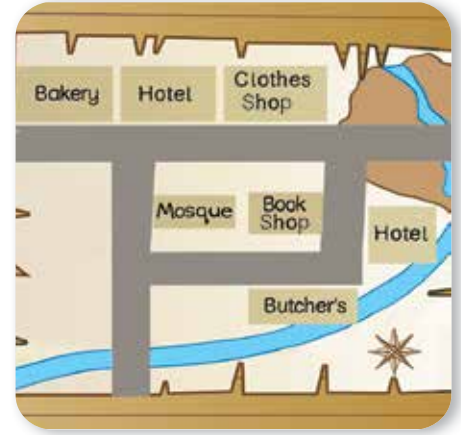




## Unit 5 Pages 12–13




## Unit 6 Pages 34–35



## Unit 7 Pages 60–61



## Unit 8 Pages 82–83



## Unit 5

I **can** go sailing.

I **can't** play board games.

Can you **sew**? Yes, I **can**./No, I **can't**.

easy → **easily**

I can't knit **easily**.

quick → **quickly**

I can't run **quickly**.

good → **well**

I can write **well**.

## Unit 6

She **was** at the zoo **a week ago**.

They **were** at the market **yesterday**.

**Were** you at the café **last night**?

Yes, I **was**./No, I **wasn't**.

Where **were** you **yesterday morning**?

I **was** at the shopping mall.

**There was** an expensive shop.

**There weren't** a lot of noisy roads.

**Was there** a café?

Yes, **there was**./No, **there wasn't**.

## Unit 7

They **used** clay to make jars.

They **didn't use** stone.

I **played** football yesterday.

I **didn't play** tennis.

When **did** you **visit** the museum?

We **visited** the museum on Monday.

**Did** people **live** in these houses?

Yes, they **did**./No, they **didn't**.

## Unit 8

I **wore** this dress at the party.

We **didn't see** the camera again.

What **did** you **eat** at your birthday party? I **ate** cake.

**Did** she **wear** a party hat?

Yes, she **did**./No, she **didn't**.

## Regular verbs

arrive arrived

climb climbed

cook cooked

dress up dressed up

learn learned

like liked

live lived

need needed

play played

start started

stop stopped

use used

visit visited

work worked

## Irregular verbs

be was/were

do did

drink drank

eat ate

find found

get got

give gave

go went

have had

lose lost

make made

put put

run ran

see saw

wear wore

# Progress path

In pairs, read and answer. Then tick (✓).

Unit 5

She's a singer.  
She can sing  
**carefully / well.**

Unit 5

The baby bird **can / can't**  
walk but it **can / can't** fly.

Unit 6

Where were you yesterday  
morning?  
I \_\_\_\_\_

Unit 6

100 years ago, there  
\_\_\_\_\_ any cars  
or buses.

## CHALLENGE 1

Can you name ...  
five places in a city

Unit 7

These are old



# CHALLENGE 2

Race your partner.  
Who can say five  
holiday activities first?

Unit 8

What did you do at  
your birthday party?  
I ate/drank/wore/got ...

Unit 7

What did you do  
yesterday? I ...

Unit 8

When's your birthday?  
It's ...

# CHALLENGE 3

It's jewellery.  
It's made of metal.  
You wear it on your finger.  
What is it?  
\_\_\_\_\_



Original edition © Pearson Education Limited 2020

This customised edition published by Omani Ministry of Education © 2025  
Published by arrangement with York Press Limited

‘Pearson’, ‘GSE’, ‘Team Together’ and associated logos and designs are trademarks of Pearson and the Omani Ministry of Education.

The series has been customised by the Ministry of Education, Oman, based on the contract between the Ministry of Education and York Press Limited.

All rights reserved; no part of this customised publication may be reproduced, stored in a retrieval system, or transmitted in any form or by any means, electronic, mechanical, photocopying, recording, or otherwise without the prior written permission of the Omani Ministry of Education.

First Published 2022

ISBN:



رقم الإيداع : ٧٣٠٩ / ٢٠٢٤ م

LEARN Together  
SUCCEED Together

# TEAM Together OMAN



**Team Together Oman** is a four-level primary English course that develops language alongside future skills. Pupils are challenged to communicate creatively in authentic contexts, think critically and work together to get results. **Team Together Oman** sets out a clear path for progress and prepares children for success in external examinations including PTE Young Learners and Cambridge English Qualifications.

## Grade 4B

### For pupils

- Class Book with Digital Resources
- Activity Book
- Audio
- Videos and animations

### For teachers

- Teacher's Book with Digital Resources
- Flashcards
- Word Cards
- Story Cards
- Posters
- Photocopiable quizzes and worksheets
- Audio
- Videos and animations

**English Benchmark for Young Learners (EBYL)** and **Team Together Oman** make the perfect partners for your language and assessment needs

GSE	10	20	30	40	50	60	70	80	90	
Grade 4										
Grade 3										
Grade 2										
Grade 1										
CEFR	<A1	A1	A2	A2+	B1	B1+	B2	B2+	C1	C2
	PTE YL		EBYL		Cambridge English Qualifications					
Grade 1					Pre A1 Starters					
Grade 2	Firstwords		Level 1		Pre A1 Starters					
Grade 3	Springboard		Level 2		Pre A1 Starters					
Grade 4	Quickmarch		Level 3		A1 Movers					

Learn more about the Global Scale of English at [pearsonenglish.com/gse](http://pearsonenglish.com/gse)

[www.moe.gov.om](http://www.moe.gov.om)

**Team Together Oman**  
**Class Book**  
**Grade 4B**  
**First Edition**