

نقدم بثقة
Moving Forward
with Confidence



SULTANATE OF OMAN
MINISTRY OF EDUCATION

TEAM Together OMAN 5A

Activity Book



Trial Edition
2024



**His Majesty
Sultan Haitham Bin Tarik**



**The Late Sultan
Qaboos Bin Said**

Praise be to Allah and Peace be upon His Messenger, Mohammed

Education is key for personal development, and it provides a wealth of opportunities in life. The commitment and efforts we put into education are some of the most fundamental investments we can make towards securing the future wellbeing of Oman and its citizens.

Our education system has been the bedrock of our development. It has provided this generation and those before it with the skills and knowledge that have driven the country's growth and, with it, our prosperity. But to meet our high aspirations as expressed in Oman's Vision 2040 amidst an increasingly competitive global environment, we cannot stand still.

To compete with the best in the world, our education system must develop young Omanis who are knowledgeable, think critically and creatively, have leadership skills and are able to communicate effectively in English with the rest of the world. Just as importantly, our students must be instilled with values, ethics and a sense of citizenship that will empower them to make the right choices for themselves, their families and the country.

Given Oman's historical and geographical profile, mastering English as a second language is an absolute necessity for all our students. It is the language of international communication and is also the main language for studying other subjects all over the world. Therefore, the Ministry took the decision to adopt and customise an international series called 'Team Together' that is benchmarked to the Global Scale of English (GSE) and the Common European Framework of Reference for Languages (CEFR), both of which are internationally recognised standards for describing language ability.

This series is based on the most cutting-edge research on teaching and learning. It will embed and develop Future Skills such as critical and creative thinking, as well as encourage holistic, well-rounded personal growth. This series will prepare our children to meet the challenges of a pluralistic society that welcomes diversity, a knowledge-based job market that is constantly evolving, and economic globalisation.

Finally, I hope that you find this book useful and enjoyable, and use it in your everyday lives, as this will enable us all to contribute to the success of our beloved country – the Sultanate of Oman – as led by the inspiration and wisdom of His Majesty, Sultan Haitham Bin Tarik.

I would like to take this opportunity to wish you every success in life.

Dr. Madiha bint Ahmed Al-Shaibani

Minister of Education

Sultanate of Oman




Dear students,

We are very excited to help you start your learning journey with English!

Your Semester 1 books are a Class Book as well as an Activity Book. Remember to look after your books and to bring them to class every day.

All of your books have lots of fun activities to help you to learn English. Your Class Book has stories, songs, projects and games. Your Activity Book has lots of fun tasks to do in class.

Have a really interesting semester and we look forward to writing to you again in Semester 2!



Name: _____

Class: _____





SULTANATE OF OMAN
MINISTRY OF EDUCATION

TEAM Together OMAN 5A Activity Book with Digital Resources



Contents

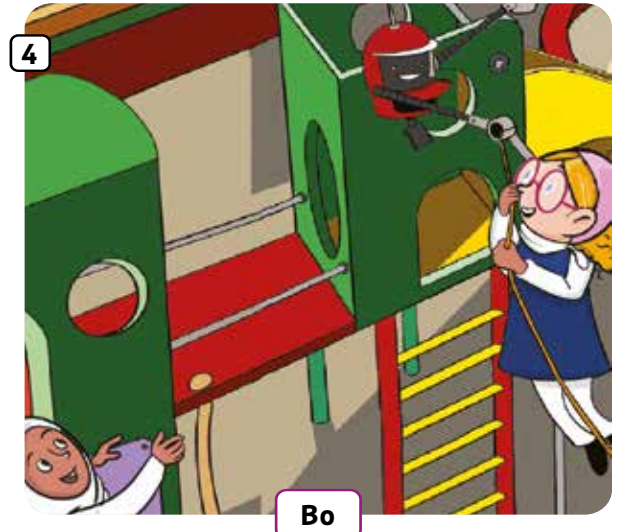


Welcome Welcome back	8
1 Talent show	12
2 Then and now	24
3 Let's explore!	36
4 Off to the shops	48
Bo's Learning Club 1	60
Communication activities	62
Writing models	66
Dictations	70
Say it	71
Progress path	72
Verb list	74



Welcome

Welcome back

1 Look, read and match.



a What about Monday?

c After we have lunch, I've got a tennis lesson.

b I'm helping Lottie.

d It was great to be back at school and see all our friends again!

2 Listen and complete.

library Chess Club tennis lesson computer games Music lesson



Hello! I'm Anood.

Weekly planner

Sunday	Monday	Tuesday	Wednesday	Thursday
Music lesson				

3 Choose three days of the week. Write what you do.

On Sundays, I play basketball.

4 What are they doing? Write and match.

1 Khalid build a robot

Khalid is building a robot.

2 Maryam and Bushra play basketball

3 I drink a glass of water

4 Nabhan and Hilal fish






1  Listen, look and write 1 or 2.

1  

2 1

2  

3  

4  

2 Look at Activity 1 and write *after*, *before* or *when*.

- 1 On Saturdays, I play computer games after I go fishing with my dad.
- 2 _____ I get home, I always do my homework.
- 3 On Thursdays, _____ I have Science, I play football with my friends.
- 4 _____ I have my art lessons, I usually build a robot.

3 Rewrite the sentences.


- 1 I play tennis and then I go home.
After I play tennis, I go home.
- 2 He goes to the library and reads a book there.
When he _____, he _____.
- 3 My sister does her homework and then she watches TV.
Before my sister _____, she _____.
- 4 We have lunch and then we go to the park.
After we _____, we _____.
- 5 They visit their granny and they play board games with her.
When they _____, they _____.
- 6 On Mondays, you have Maths first and then you have Art.
On Mondays, before you _____, you _____.

1 Look and complete.

~~curly~~ ~~long~~ moustache straight ~~fair~~ beard dark short ~~hair~~

2 Listen and match.

- 1 Mrs Martin _____
- 2 Mr Wilson _____
- 3 Mrs North _____
- 4 Mr Smith _____
- 5 Mrs Taylor _____
- 6 Mr Harris d



3 Think of three students in your class and write. Then in pairs, read and guess.

- 1 _____
- 2 _____
- 3 _____

He's got long, dark, curly hair.

Is it Nawaf?

1

Talent show

Vocabulary


1  Look at the Class Book page 14 and complete the sentences.

- 1 The boy with a bucket is building a _____.
- 2 The boy buying an ice cream has got _____ hair.

2 Look at the six children and write the adjectives. Then write their opposites to make pairs.

friendly hard-working mean
polite ~~shy~~ tidy


~~confident~~ kind lazy rude
unfriendly untidy



- 1 shy confident
- 2 _____
- 3 _____
- 4 _____
- 5 _____
- 6 _____

I'm learning

Some words can be organised in opposite pairs, for example, *friendly* and *unfriendly*. When you learn a new word, try to think of its opposite pair. You can use a thesaurus to help you.

3  Look at Activity 2 and number. Then make sentences for the other words in Activity 2. Play a guessing game with your partner.

- | | | | |
|--|--------------------------|---|--------------------------|
| a She's very busy. | <input type="checkbox"/> | d She's got all her things in order. | <input type="checkbox"/> |
| b He always says 'please' and 'thank you'. | <input type="checkbox"/> | e She's afraid to talk to new people. | <input type="checkbox"/> |
| c He's got a lot of friends. | <input type="checkbox"/> | f He doesn't care about others' feelings. | <input type="checkbox"/> |

The talent show

1 After you read Read and complete. Then match.

cat talent show ~~friendly~~ better ball

- 1 Sami and Lottie meet a friendly cat before Fatma goes on stage at the _____.
- 2 The _____ goes on stage.
- 3 Everyone thinks Fatma is _____ than the others!
- 4 Bo helps Fatma because she's got a problem when she tries to get the first _____.



2 Read and write **True or False**.

- 1 Tameem is very shy when he's on stage.
- 2 Fatma looks shy when she's on stage.
- 3 The cat jumps on stage to get the balls.
- 4 The cat's name is Rayner.

False

3 Correct the false sentences in Activity 2.

Tameem is very confident when he's on stage.

4 **Values** Read and tick (✓). How do you help your friends develop their talents?

- 1 Don't worry! You're good at juggling!
- 2 She's more confident than you! She's going to win.
- 3 Juggling is too difficult for you. You can't do it.
- 4 You've worked very hard! Well done! You can do it!

1  Look, read and choose the correct answer. Then write the names of the children.

Grammar reference, page 22









I'm Lily. Look at this photo. The girl with the glasses is me and these are my (1) best friends at school. Archie and Bill have got curly hair, but Archie's hair is (2) _____ than Bill's. Holly is (3) _____ hard-working of us all. She always gets (4) _____ marks in exams than me. Holly is (5) _____ than Bill, but Archie is the (6) _____ of us all. I love my friends!

- | | | |
|-----------------|----------------|----------------|
| 1 better | good | best |
| 2 curly | curlier | curliest |
| 3 the most | more | most |
| 4 good | best | better |
| 5 the shiest | shier | shy |
| 6 not confident | more confident | most confident |

2 Complete the sentences.

dangerous ~~unfriendly~~ rude bad polite

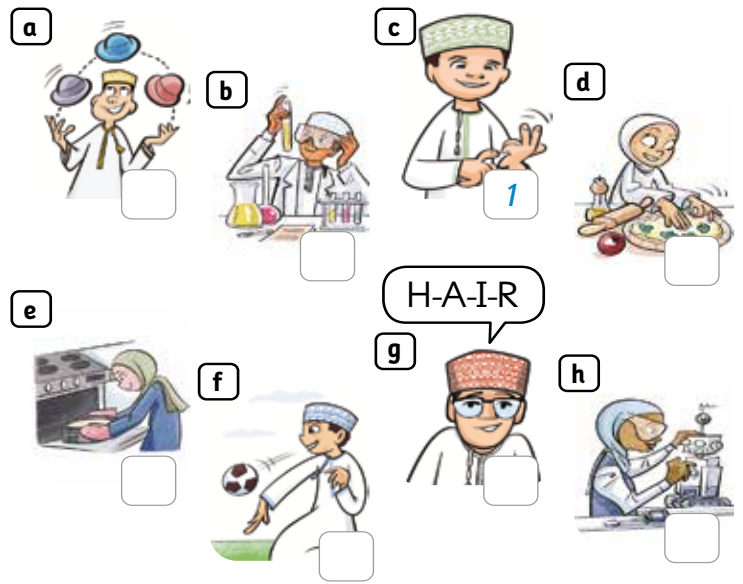
- Huda is more unfriendly than Najla. She doesn't play with us.
- I'm _____ than my brother. I always say 'please' and 'thank you'.
- This film is _____ than that film because it's very boring.
- She is the _____ girl in the class because she never says 'hello' to anybody.
- I think climbing is one of the _____ sports I know.

3  Answer the questions for you. Then compare with your partner.

- Who's the tallest person in your family? _____
- Who's more hard-working than you in your class? _____
- Which subject is the most interesting? _____

1 Look and match. Then number.

- | | |
|----------|-------------|
| 1 count | experiments |
| 2 spell | hats |
| 3 do | a cake |
| 4 bake | pizza |
| 5 throw | toys |
| 6 fix | a ball |
| 7 juggle | fingers |
| 8 make | a word |



2 ^{1.8} Listen and tick (✓).



	great at	good at	not very good at	terrible at
make a pizza	✓			
bake a cake				
fix toys				
juggle more than two balls				
spell new words				

3 Look at the table in Activity 2. Complete the sentences.

- Halima is great at making pizza and _____ a cake.
- She's _____ toys.
- She's _____ new words.
- She's _____ more than two balls at a time.

4 Look at Activity 2 and tick (✓) for you. Use a different colour. Then compare with your partner.

I'm terrible at making pizza. Me too!

1 After you read Read, look and number.

- 1 ~~handshake~~ 2 get off the bus 3 mouth wide open
4 take off your shoes 5 take a present



2 Read and answer the questions.

1 What do British parents ask children when they don't say 'please'?

What's the special word?

2 What do you say to the bus driver in the UK when you get off the bus?

3 Where is it best to give a gentle handshake?

4 Where is it good manners to take off your shoes when you go inside?

5 Where is it rude to finish everything on your plate?

3 Write two different manners for each place.

1 In the UK it's good manners when you *say 'please' and 'thank you'* _____
and when you *finish everything on your plate* _____.

2 In Oman it's good manners when men _____
and when you _____.

3 In China it's bad manners when you _____
and when you _____.

1  Look at the pictures and complete the table.



Theo

untidy long hair juggling dark hair
 confident ~~fair hair~~ straight hair
 curly hair short hair fixing toys



Hussain

	What does he look like?	What's he like?	What's he good at?
Theo	<u>fair hair</u> _____ _____	_____ _____	_____ _____
Hussain	_____ _____	_____ _____	_____ _____


2  Order the sentences to make a dialogue. Listen and check.

- 1 Who's that girl over there?
- What's she like?
- Which one?
- She's really kind. She seems very friendly. She's very good at throwing a ball! Come and meet her!
- Oh, that's Reem. She's new at school.
- Cool!
- The short girl with curly hair and glasses.



3  Now practise the dialogue in Activity 2 in pairs. Use your own ideas for the underlined words.

Pronunciation

4  Listen and tick (✓) the words you hear. Then circle the words with the air /eə/ sound and underline the words with the ay /eɪ/ sound.

<u>square</u> ✓	peas	bake	read	play
funfair	wear	lazy	like	shy

Reading

1 After you read Look and write.

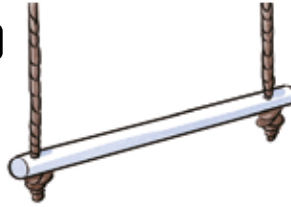
circus magnet ill glass box trapeze diamond

1



magnet

2



3



4



5



6



2 Circle the correct answer.

- 1 There was a dinner party at Mrs Morgan's Inspector Fleming's house.
- 2 There was a diamond in a glass jewellery box.
- 3 The diamond was a present from the King to Mrs Morgan's grandmother grandfather .
- 4 Mr Parker is older younger than Miss Allen.
- 5 Mr Allen does experiments with diamonds magnets .
- 6 Miss Allen works in a circus theatre .

3 How did they get the diamond? Read and put the underlined words in the correct place. Rewrite the text.

Mrs Willow went to the diamond. Miss Allen used Mr Allen's door to get the magnet.
Mr Parker watched London with the glass box.

Mrs Willow watched the

Writing



Writing

Use these words to link ideas: *and, or, but, so, because.*

1 Complete the sentences with *and, or, but, so* or *because*.

- 1 Amira is kind and friendly, _____ she hasn't got many friends.
- 2 I don't have much money, _____ this sandwich is cheap _____ I can buy it.
- 3 What's more delicious: chocolate _____ a cupcake?
- 4 I can kick _____ throw a ball very quickly, _____ be careful!
- 5 This room is very untidy _____ the children are playing.

2 Write about someone important in your life.

1 Plan

Read and answer. Make notes.

Who are you writing about? _____

What does he/she look like? _____

What is he/she like? _____

What does he/she like doing? _____

What do you like about him/her? _____

2 Write

Use your notes and write your description.

3 Check your work

Read your text again and tick (✓).

Linking words? A capital letter at the start of each sentence?

A full stop at the end of each sentence? Correct spelling?


Clear handwriting?

See Writing model page 66

3 In groups, compare your descriptions. Which people are similar?

1 Make your own avatar to help you learn English. Then write, circle and draw.

My avatar



Name

Age

What does he/she look like?

Hair

Great at

Good at

Terrible at

What's he/she like?

2 Look at Activity 1 and describe your avatar.

My avatar's name is _____

Self-assessment

My work in Unit 1 is **OK** **good** **excellent** .

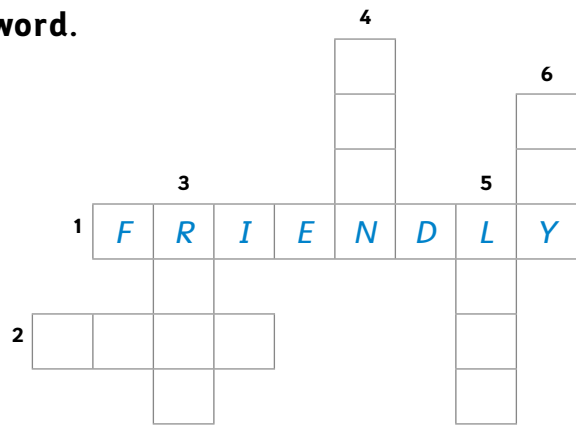
My favourite lesson is the one about _____ .

Now I can _____ .

I need to work more on _____ .

1 What are they like? Complete the crossword.

- 1 They make friends very easily.
- 2 They've got all their things in order.
- 3 They never say 'please' or 'thank you'.
- 4 They aren't kind to other people.
- 5 They don't want to work very hard.
- 6 They're nervous when they meet new people.



2 What do these words mean? Use the words in Activity 1 and write.

- | | | | |
|-------------|----------------|----------------|-------|
| 1 confident | <u>not shy</u> | 4 polite | _____ |
| 2 untidy | _____ | 5 hard-working | _____ |
| 3 kind | _____ | 6 unfriendly | _____ |

3 Write the correct form of the words in brackets.

- 1 My friend Basim is friendlier (friendly) than my friend Abdulaziz.
- 2 Hanan's bedroom is the _____ (untidy) room in the house.
- 3 This is the _____ (good) film and this is the _____ (bad) chocolate!
- 4 The red house is _____ (big) than the green house.
- 5 Sabah is the _____ (confident) student in class.

4 Look and write the sentences.



- 1 My sister not very good at
- 2 Zahran terrible
- 3 Areej great at
- 4 We good at
- 5 You not very good at

My sister isn't very good at throwing a ball.

Vocabulary

1 Read and add more words to the list.

Personality adjectives

confident _____
 friendly _____
 hard-working _____
 kind _____
 lazy _____
 mean _____
 polite _____
 rude _____
 shy _____
 tidy _____
 unfriendly _____
 untidy _____

Hobbies

bake a cake _____
 count _____
 do experiments _____
 fix toys _____
 juggle _____
 make a pizza _____
 spell _____
 throw a ball _____

Grammar

2 Read and complete.

more worst ~~than~~ better the confident making She are

Short adjectives – comparative

Zaid is kinder ¹ than Qais.

Long adjectives – comparative

My brother is ² _____ hard-working than my sister.

Short adjectives – superlative

My friends are ³ _____ quietest in the library.

Long adjectives – superlative

Jasim and Younis are the most ⁴ _____ students in class.

Irregular adjectives – comparative

Laila is ⁵ _____ than Marwa at Maths.

Irregular adjectives – superlative

Noora is the ⁶ _____ at juggling.

Changes in spelling

shy → shier → the shiest
 big → bigger → the biggest

I	am	great at	juggling.
He / ⁷ _____ / It	is	good at	⁹ _____ pizza.
You / They	⁸ _____	not very good at at terrible at	

A1 Movers Reading and Writing Part 2

Do!

1



Read the text and choose the best answer.

- 1 What did you do last weekend?
 - A I meet a cousin who lives in the US.
 - B** I met a cousin who lives in the US.
 - C I'm meeting a cousin who lives in the US.
- 2 What does he look like?
 - A He's kind and friendly.
 - B No, he doesn't.
 - C He's tall with long, black, curly hair.
- 3 Is he the youngest of your cousins?
 - A No, he's the oldest.
 - B No, he doesn't.
 - C Yes, he's younger than me.
- 4 What's he like?
 - A He likes making pizza, but he doesn't like baking a cake.
 - B He's very polite and he seems very confident.
 - C He's a student and he likes spelling words.



- 5 What's he good at?
 - A He's very good at baseball but very bad at doing tricks!
 - B He's terrible at throwing a ball.
 - C No, he isn't good.

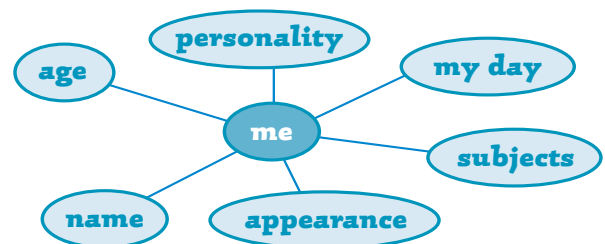
A1 Movers Speaking Part 4

2



Let's talk about you. Answer the questions.

- 1 What do you look like?
I've got _____.
- 2 What are you like?
I'm _____ and _____.
- 3 What are you good at?
I'm good at _____.



2

Then and now

Vocabulary

1  Look at the Class Book page 36 and complete the sentences.

- In the picture with the computer, Sami's dad has got black hair and a _____.
- In the picture of Sami as a baby, his dad has got a _____, not a beard.

2 Look and write.

mouse tablet telephone email mobile phone
~~CD player~~ keyboard letter computer



- 1 CD player 4 _____ 7 _____
 2 _____ 5 _____ 8 _____
 3 _____ 6 _____ 9 _____

3 Complete the table.

a friend Maths ~~a book~~ a bag the doctor grammar

carry	call	study
<u>a book</u>	_____	_____
_____	_____	_____

I'm learning

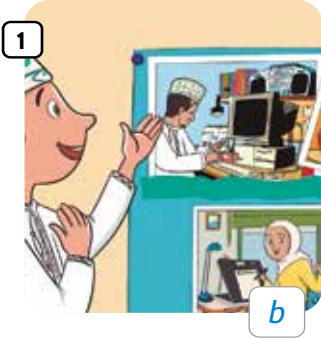
When you learn new verbs, you can draw a table like the one in Activity 3. It will help you remember phrases. Try with *make, play, write* or *wear*.

4  Look at Activity 2. Choose the correct words and write.

- You can use it to listen to music. CD player
- A small telephone you carry with you. _____
- You write this with a pen and some paper. _____
- You touch the letters on it to write. _____

1 **After you read** Look, read and match. Then write *Sami, Fatma, Lottie or Bo*.

The secret phone



- a Look at this picture of a speaking tube!
- b Here's my project about how things were different ten years ago and more.
- c Let's use this code mum told me about!
- d Was everything very different ten years ago?

Sami

2 **Correct the mistakes.**

- 1 The children make a speaking tube with two bottles, a hose and some string.
- 2 Sami's parents were in Germany when they were young.
- 3 Sami's parents had a tablet ten years ago.
- 4 Over 100 years ago, people used a mobile phone to talk to each other.
- 5 The children make a secret Discovery Team phone number.

cans

3 **Values** Read and tick (✓). Who's being creative?


- 1 I found two cans and a hose.
- 2 Let's copy their idea.
- 3 Why don't we make our own secret Discovery Team code?
- 4 I can't think of anything to use.
- 5 We can use this hose to make a speaking tube.

4 **Make your own version of Lottie's code. Then write a message. Can your partners break the code?**


1 Listen and tick (✓).

Grammar reference, page 34

1 Where did Sara go last weekend?



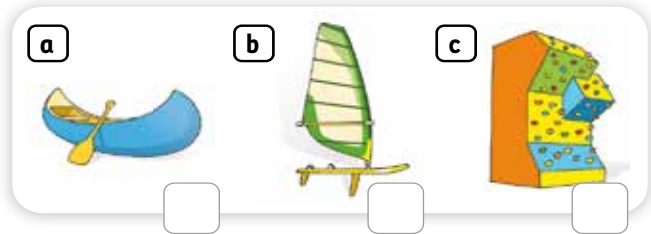
2 What did Mohammed have for lunch at school two days ago?



3 What did Aliyah use to write to her granny?



4 Which sport did Ibrahim try at the summer camp?



2 Look and complete the sentences.

go drink ~~use~~ wear play



- 1 I used a mobile phone. I didn't use a tablet.
- 2 He _____ football. He _____ basketball.
- 3 They _____ lemonade. They _____ water.
- 4 You _____ a hat. You _____ a scarf.
- 5 She _____ to the lake. She _____ to the river.

3 In pairs, describe a situation using the phrases from Activity 2. Add as many details as possible.

Manar went to a lake yesterday. It was cold so she wore a scarf. She drank some lemonade ...

1 Reorder the letters. Then match.

1 dloh pne

2 niw crae

3 tspo tlrete

4 letl tyros

5 kema hasdwnic

6 dsne melai

7 eit lhcoesae

8 kema cfea

hold _____

w _____

p _____

t _____

m _____

s _____

t _____

m _____

a pen _____

a r _____

a l _____


a s _____

a s _____

an e _____

a s _____

a f _____



2 Listen and tick (✓) or cross (X). What could or couldn't they do when they were younger?

1 Rawan

a post a letter

b make a face

3 Ruba and Samira

a make a sandwich

b send an email

2 Bassam and Talal

a win a race

b tie a shoelace

4 Sultan

a hold a pen

b tell a story

3 Look at Activity 2 and write.

1 Rawan *couldn't post a letter, but she could make a face* _____.

2 Bassam and Talal _____.

3 Ruba and Samira _____.

4 Sultan _____.

4 In pairs, say what you couldn't do last year, but you can do now.

I couldn't knit last year, but I can knit now.

1 Match the sentence halves.

- | | |
|---|---------------------------------|
| 1 What can you _____ | a about boats, farms and coins. |
| 2 I'd like some information about _____ | b from 10 am to 5 pm. |
| 3 What time does it _____ | c see and do there? |
| 4 It's open on Saturday to Thursday _____ | d open and close? |
| 5 What do you _____ | e want to know? |
| 6 You can learn _____ | f very much. |
| 7 Thank you _____ | g the National Museum, please. |

2  Complete the dialogue with the sentences in Activity 1. Then listen and check.

Rashid: Hello. (1) *I'd like some information about the National Museum, please.*

Tourist information agent: Yes, of course.
(2) _____

Rashid: (3) _____

Tourist information agent: It's an incredible museum! (4) _____

Rashid: It sounds great! (5) _____

Tourist information agent: Let me see.
(6) _____

Rashid: OK. (7) _____

Tourist information agent: You're welcome! Enjoy your visit!



Pronunciation


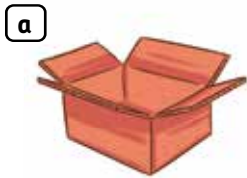
3  Listen and write. Add one more example for each sound.

~~started~~ needed moved lived worked stopped

/t/	<input type="text"/>	<input type="text"/>	<input type="text"/>
/d/	<input type="text"/>	<input type="text"/>	<input type="text"/>
/id/	<i>started</i>	<input type="text"/>	<input type="text"/>

Reading

1 After you read Look, read and match.



1 triangle

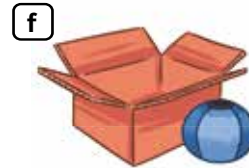
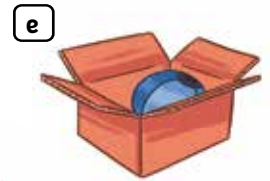
2 cardboard box

3 engineer

4 inside

5 square

6 outside



2 Complete the sentences.

1906 outside food ~~1879~~ cardboard engineer companies
inside strong bridges triangle different

- 1 In 1879 the _____ Robert Gair invented the _____ box.
- 2 Then food _____ started to use cardboard to hold _____.
- 3 In _____ a food company put the food name and picture on the _____ of the box.
- 4 Today we can use cardboard for many _____ things.
- 5 Cardboard is _____ because it's got a lot of triangles _____.
- 6 You can see _____ shapes in _____ or bikes, too.

3 Think about an object made of cardboard you have at home. What does it look like? What is it used for? Write. Then compare in pairs.

In my bedroom there is a cardboard lamp ...



Start the report about a visit with the date of the visit. Then organise your work into paragraphs.

Writing

1 Read and match the sentences with the paragraph headings.

- 1 When and where did you go?
 - 2 What's special about it?
 - 3 What could you do there?
 - 4 What did you learn?
- a I learnt a lot about human history and culture.
 - b On 23rd June, I visited the British Museum.
 - c I could see the Egyptian mummies.
 - d It's one of the most important museums in the world.

2 Write a report about your visit to a museum or another interesting place.

1 Plan

Read and answer. Make notes.

When and where did you go? _____

What's special about it? _____

What could you do there? _____

What did you learn? _____

2 Write

Use your notes and write.


3 Check your work

Read your text again and tick (✓).

- Date of the visit? Linking words?
- A capital letter at the start of each sentence?
- An exclamation mark (!) for interesting facts?
- A full stop at the end of each sentence? Correct spelling?
- Clear handwriting?

See Writing model page 67

3 Make a poster of your chosen place in Activity 2 and include your report. Then make a class display of your posters. Which museum do you want to go to?

- 1  Read and answer for you. Then, in groups of four, ask and answer the questions and complete the questionnaire.

When you were five, could you ...				
	me			
spell a word in English?	no			
tie a shoelace?				
make a sandwich?				

Last year, did you ...				
	me			
win a race?				
post a letter?				
visit a museum?				

- 2 Look at Activity 1. Write about what your friends and you could do at the age of five and what you did last year.

When they were five, Sheikha and Aida could spell ...

Last year, we visited a museum ...

When _____

Last year _____

Self-assessment

My work in Unit 2 is **OK** **good** **excellent** .

My favourite lesson is the one about _____ .

Now I can _____ .

I need to work more on _____ .

1 Find and match.

computer

email

keyboard

mouse



tablet

letter

mobile phone

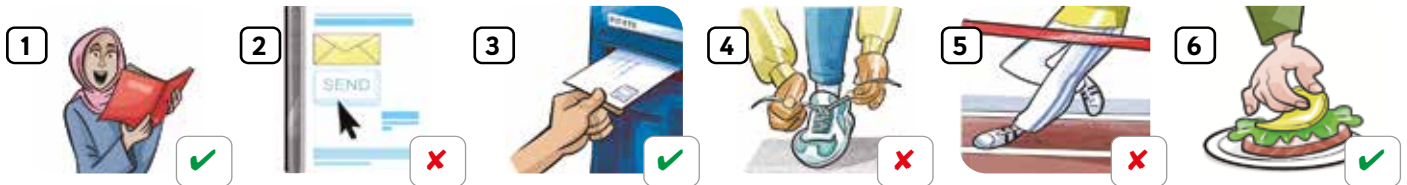
CD player

2 Write the correct form of the words in brackets.

- 1 My mum carried my bag to school. (carry)
- 2 _____ you _____ me yesterday? (call)
- 3 My brother _____ Science last year. (not study)
- 4 I _____ to visit my grandparents at the weekend. (not go)
- 5 We _____ cereal for breakfast this morning. (eat)
- 6 _____ the doctor _____ you yesterday? (see)

3 What could or couldn't they do when they were six? Look and write.

post a letter ~~tell a story~~ make a sandwich
send an email win a race tie a shoelace



- | | |
|------------------------------------|-------------------------|
| 1 Arwa <u>could tell a story</u> . | 4 Her sister _____. |
| 2 My brother _____. | 5 Adil and Azzan _____. |
| 3 I _____. | 6 You _____. |

Vocabulary

1 Read and add more words to the list.

Technology

CD player _____
 computer _____
 email _____
 keyboard _____
 letter _____
 mobile phone _____
 mouse _____
 tablet _____
 telephone _____

Verbs

call _____
 carry _____
 study _____

Phrases

hold a pen _____
 make a face _____
 make a sandwich _____
 post a letter _____
 send an email _____
 tell a story _____
 tie a shoelace _____
 win a race _____

Grammar

2 Read and complete.

Did play ~~lost~~ When ago last Could throw couldn't What

Past simple affirmative and negative

I / You / He / She / It ¹ lost the race two days ² _____ .
 / We / You / They didn't ³ _____ football ⁴ _____ month.

Past simple interrogative

⁵ _____	did	I / you / he / she / it / we / you / they	use the tablet? find the email?
⁶ _____			
Yes, I / he / she / it / we / you / they did.		No, I / he / she / it / we / you / they didn't.	

Changes in spelling

Regular verbs	play → played try → tried
Irregular verbs	have → had give → gave

could affirmative and negative

I / You / He / She / It could ⁷ _____ a ball at the age of
 / We / You / They ⁸ _____ spell words one.

could interrogative

⁹ _____	could	I / you / he / she / it / we / you / they	do at the age of five? write an email?
¹⁰ _____			
Yes, I / he / she / it / we / you / they could.		No, I / he / she / it / we / you / they couldn't.	

A1 Movers Listening Part 2

Do!

1



Listen and write.



Going to the museum

- 1 Name of museum: Computer and Technology Museum
- 2 Things to see there: oldest computers and most modern _____
- 3 Things to do: send emails and _____ games
- 4 When they went: in the afternoon at _____
- 5 Where they ate lunch: at _____

A1 Movers Speaking Part 4

2



Let's talk about you. Answer the questions.

- 1 Did you use a computer at school today?

- 2 Did you write any letters last month?

- 3 Could you use a tablet when you were four?

- 4 Could you tie your shoelaces when you were four?

No, I didn't, but I used one at home.

Yes, I did.
I wrote to ...

Yes, I could. /
No, I couldn't.

3

Let's explore!

Vocabulary

1  Look at the Class Book page 58 and complete the sentences.

- 1 The students are doing an _____ in the Science Fair.
- 2 The teacher has got a _____ and a moustache.

2 Look and number.

- telescope
- space station
- solar system
- spacesuit
- Moon
- Sun
- comet
- satellite
- star
- planet
- 1 Earth
- rocket



I'm learning

Make your own cards to learn or revise vocabulary. Then play a memory game, a guessing game or a pictictionary game. Use space, technology, food or sports words.

3  Read and complete the text. Use words from Activity 2.

There are eight planets in our (1) solar system. They move around the (2) _____, which is a big star. We live on planet (3) _____. Our planet has got a satellite called the (4) _____. It's fun to watch the sky at night with a (5) _____!

1 After you read Read and circle. Then order the pictures.

- a The children are making a model of the solar system for the Science Arts Fair.
- b Lottie Bo breaks the model.
- c The children think about how astronauts brush their hair teeth in space.
- d The children's invention wins the first second prize.



2 Read and answer the questions.

1 How many projects do the children make?

The children make two projects.

2 Do they finish their first project before lunch?

3 Who suggests trying a different challenge?

4 Why is brushing your teeth in space different from brushing your teeth on Earth?

5 What things do the children use to make their final project?

3 Values Read and tick (✓). What should you do?

1 try again later



2 not try again

3 think about why it didn't go well


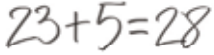
4 get angry

1 ^{3.5} Listen. Tick (✓) for *will* and cross (X) for *won't*. ▶▶▶ Grammar reference, page 46



1 Shahad

a  b 

2 Azza and Badriya

a  b 



3 Hamed

a  b 


4 Yasir and Adam

a  b 

5 Mansoor

a  b 

6 Younis

a  b 

2 Look at Activity 1 and complete the sentences.

bake send ~~wear~~ use make study

- Shahad won't wear her new jeans, but she will wear a spacesuit costume.
- Azza and Badriya _____ the solar system, so they _____ Maths.
- Hamed _____ a letter to his friend, but he _____ an email.
- Yasir and Adam _____ a rocket cake, so they _____ a star cake.
- Mansoor _____ the tablet, but he _____ the telescope!
- Younis _____ a model of the Moon, but he _____ a model of the Sun.

3  In pairs, ask and answer questions about tomorrow.

wear trainers study English use the computer send a letter bake a cake

Will you wear trainers to school tomorrow?

No, I won't.

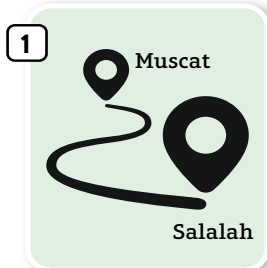
- 1  Complete the table. Then order the numbers from the biggest (1) to the smallest (8).

~~a million~~ a hundred thousand a thousand
ten thousand 500 100 50,000 5,000

1	<i>a million</i>	1,000,000
	fifty thousand	
	a hundred	
		1,000
	five thousand	
		10,000
	five hundred	
		100,000

- 2  Complete the questions and circle the answers. Then listen and check.

high tall far wide deep



- 1 How far is it from Muscat to Salalah by car? 1,000 100 kilometres
- 2 How _____ is this basketball player? 213 203 centimetres
- 3 How _____ is Jabal Shams? 3,008 3,028 metres
- 4 How _____ is the Pacific Ocean at its deepest point? 10,911 11,900 metres
- 5 How _____ is the Earth? 22,750,000 12,750,000 metres

- 3  Play a game. In pairs, take turns to cover the numbers in Activity 2 and ask and answer the questions.

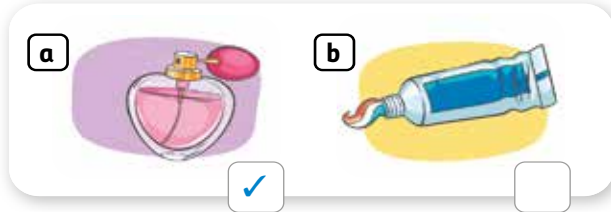
How far is it from Muscat to Salalah by car?

Correct!

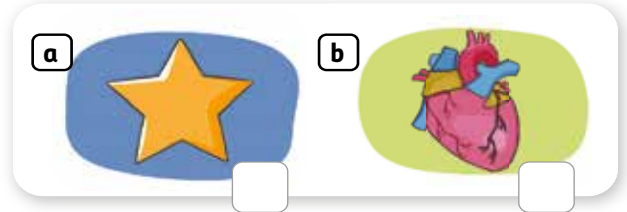
It's about 1,000 kilometres.

1 After you read Look and tick (✓) the correct picture.

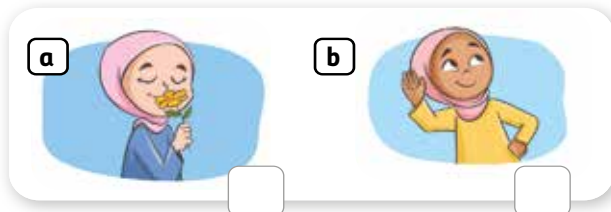
1 perfume



2 heart




3 smell



4 port



5 guard



2 Read and complete the sentences.

breathe countries important grow ports

- 1 Frankincense was very _____ in the past.
- 2 People believed it helped you to _____.
- 3 Many frankincense trees _____ in Wadi Dawkah.
- 4 Al Balid and Khawr Ruri were once important _____.
- 5 In the past, people sold frankincense to _____ around the world.

3 Create your own fact file about frankincense.

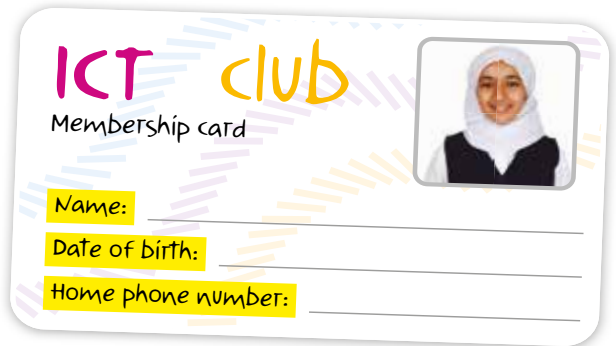
Fact file

In which countries does it grow? _____
 How did people use it in the past? _____
 What do people use it for today? _____
 Where can you buy it? _____

1 Read and complete.



Hi! I'm Muneera.
I'm a new member of
the ICT club. I was born
on 27 March 2014.
My home phone number
is 030 77706.



2 Order the words to make sentences 1–5.

Amer: Hi! the joining Chess I'm in interested . Club

(1) *I'm interested in joining the Chess Club.*

Marwan: Hello! details you Can some take I from ?

(2) _____

Amer: Sure!

Marwan: What's your name?

Amer: Amer (a) _____

Marwan: last name How spell you your do ?

(3) _____

Amer: (b) _____

Marwan: birth What's of date your ? (4) _____

Amer: (c) _____

Marwan: number What's home your phone ? (5) _____

Amer: (d) _____

Marwan: Thanks very much. Welcome to the Chess Club!

3 Listen and check, then complete a–d in Activity 2.

4 Now design your own membership club card. In pairs, practise the conversation in Activity 2 using your card.

Pronunciation

5 Find and circle six words in the wordsnake. Then complete the table with the plural form. Listen and check.

startomethousecomputertelesopesandwich

/ɪz/		
/s/		
/z/	stars	

Reading


1 After you read Look and write.

muscles ~~go around~~ sunset spacesuit sunrise



go around










2 Read and write True or False.

- 1 ISS stands for the International Satellite Station.
- 2 The ISS travels at 28,000 kilometres per hour.
- 3 Astronauts can see the Sun go up or down 24 times every 16 hours.
- 4 There are 16 astronauts living on the ISS.
- 5 Commander Chris Hadfield's poems about the Earth became famous.
- 6 Astronauts need to exercise for two hours a day.

False

3 Correct the false sentences in Activity 2.

ISS stands for the International Space Station.

4  Imagine you're a group of astronauts planning a trip to Mars. Decide as a group what nine personal things you want to take with you. All your group's things must fit in a box which is one metre high, wide and deep. Discuss and make a list.

Writing



Writing

Use questions to make your writing more interesting.

1 Match the questions with the answers.

- | | |
|-----------------------------------|---|
| 1 How often do we eat? | a They have a lot of crumbs which float around! |
| 2 How do we prepare our food? | b We can see rivers, mountains and oceans on Earth! |
| 3 Why don't we take biscuits? | c In space, we have three meals a day. |
| 4 What do we do in our free time? | d We read and take photos. |
| 5 What can we see from the ISS? | e All our food is in bags. |

2 Imagine that you are an astronaut on the International Space Station. Write a blog post.

1 Plan

Read, circle and answer. Make notes.

Choose a topic: food / clothes / repairs / hobbies

What do you eat / wear / do ? _____

How is it different from what you eat / wear / do on Earth? _____

2 Write

My blog - □ ×

3 Check your work

Read your text again and tick (✓).

Used questions? Paragraphs? Linking words?

A capital letter at the start of each sentence?

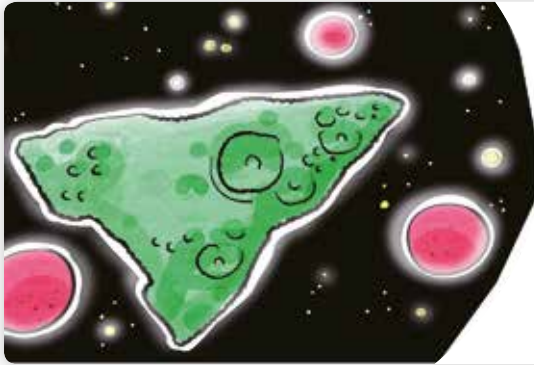
A full stop at the end of each sentence and a question mark for questions?

Correct spelling? Clear handwriting?

See Writing model page 68

3 In groups, design a team 'website' and insert your blog posts. Add photos, too.

1 Read and complete the fact file for Maryam. Write numbers as digits.



Hi! I'm Maryam. I found a new planet in the solar system. It's Rocketune. It's green and it looks like a rocket. It's ten thousand five hundred and forty-two kilometres wide and it's two million kilometres from Earth. It has three pink moons around it. Next week I'll fly with my space station to Rocketune. I'll take some food, my tablet and my ball to do some exercise.

	Maryam	You
1 Name of planet	Rocketune	
2 What does it look like?		
3 How wide is it?		
4 How far is it from Earth?		
5 Has it got any moons?		
6 When will you go there?		
7 What will you take?		

2 Think about your new planet. Complete the 'You' column in Activity 1. Then write and draw.

Hi! I'm _____. I found a new planet in the solar system.



Self-assessment

My work in Unit 3 is **OK** **good** **excellent** .

My favourite lesson is the one about _____ .

Now I can _____ .

I need to work more on _____ .

1 Read and complete the sentences.

solar system telescope ~~spacesuit~~ space station rocket

- 1 Astronauts wear a spacesuit when they travel into space.
- 2 You can use a _____ to look at the stars.
- 3 The Sun and the planets are part of the _____.
- 4 Astronauts use a _____ to travel into space and a _____ to work in space.

2 Look at the pictures. Write the questions and answers using *will* or *won't*.



- 1 Fahad and Anas play football Will Fahad and Anas play football? No, they won't.
- 2 What Kholoud make this evening? _____
- 3 What Mansoor use to look at the stars? _____
- 4 Muna and Aisha post a letter? _____

3 Complete the numbers.

- 1 three hundred and sixty → 3 60
- 2 four _____, two hundred and _____ → 4,250
- 3 twenty thousand, four hundred and eighty → 20, _____
- 4 six _____ thousand, _____ hundred → 600,500
- 5 a million → 1 _____

4 Read and answer.

- 1 How tall are you? I'm _____ centimetres _____.
- 2 How wide is your pencil case? It's _____ centimetres _____.
- 3 How long is your pencil? It's _____ centimetres _____.
- 4 How deep is your school bag? It's _____ centimetres _____.

Vocabulary

1 Read and add more words to the list.

Space

comet _____
 Earth _____
 Moon _____
 planet _____
 rocket _____
 satellite _____
 solar system _____
 space station _____

spacesuit _____
 star _____
 Sun _____
 telescope _____

Big numbers

a hundred _____
 five hundred _____

a thousand _____
 five thousand _____
 ten thousand _____
 fifty thousand _____

 a hundred thousand _____

 a million _____

Grammar

2 Read and complete.

next When metres high It's How deep will ~~travel~~ on won't Will wear

Future simple – affirmative and negative

I / You / He / She / It	will ¹ <u>travel</u>	to space	² _____ week.
/ We / You / They	³ _____ go		⁴ _____ Tuesday.

Future simple – interrogative

⁵ _____	will	I / you / he / she / it	write the email?
⁶ _____		/ we / you / they	⁷ _____ the spacesuit?
Yes, I / he / she / it / we / you / they		No, I / he / she / it / we / you / they won't.	
⁸ _____			

Measurements

⁹ _____	high	is	the mountain?
	¹⁰ _____		the lake?
	far	are	the houses?
wide			
¹¹ _____	5,400 ¹² _____	¹³ _____.	
	5 metres	deep.	
They're	2 metres	from my house.	
	20 metres	wide.	

A1 Movers Speaking Part 2

Think!

1 Look at the pictures in Activity 2. Tick (✓) the words and phrases you can use to tell the story.

- | | | |
|--|--|------------------------------------|
| <input checked="" type="checkbox"/> the solar system | <input type="checkbox"/> travel to space | <input type="checkbox"/> be angry |
| <input type="checkbox"/> technology | <input type="checkbox"/> teacher | <input type="checkbox"/> telescope |
| <input type="checkbox"/> computers | <input type="checkbox"/> be shy | <input type="checkbox"/> spacesuit |
| <input type="checkbox"/> be ill | <input type="checkbox"/> theatre play | <input type="checkbox"/> planet |
| <input type="checkbox"/> comet | <input type="checkbox"/> Moon | |
| <input type="checkbox"/> Earth | <input type="checkbox"/> school holidays | |

Do!

2 Look at the pictures and tell the story.

Where's the Sun?


Class 5A are doing a play about the solar system at school this evening. Miss Al Zahra is giving out costumes ...

Miss Al Zahra



A1 Movers Speaking Part 3

3 Which picture is different? Say why.



I think _____ is different because the others _____.

4

Off to the shops

Vocabulary

1  Look at the Class Book page 80 and write.

1 What's the boy in the red hat doing? _____

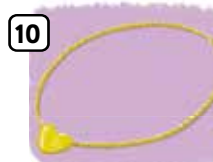
2 What does the man juggling the balls look like? _____

2  Look and write.

butcher's greengrocer's fishmonger's pharmacy kiosk jeweller's
sports shop gift shop phone shop corner shop shoe shop ~~toy shop~~



toy shop



I'm learning

Make a spider web to sort new words. You can sort shops by food, clothes, toys.

Clothes

SHOPS

Food

greengrocer's



3 Read and circle.



1 Yesterday, we went to the butcher's shoe shop to buy some meat.

2 On Saturdays, my dad goes to the fishmonger's to buy some fruit fish.

3 I went to the toy shop gift shop to buy a present for my granny.

4 My mum often goes to the pharmacy kiosk to buy a magazine.

1 After you read Look, read and order.



2 Circle the correct answer.

- Why are the friends on the escalator? They want to go upstairs downstairs underground .
- What are the friends buying? They're buying a mobile phone tablet phone case .
- What's the man doing? He's selling stealing buying the phones.
- What is the man carrying? He's carrying a blue box sports bag paper bag .

3 Complete the sentences.

thief comet escalator ~~mum~~

- Sami wants to buy a present for his mum .
- Fatma explains to Bo what an _____ is.
- Sami wants to buy the phone case with the _____ on it.
- Bo tries to stop the _____ .

4 Values Read and tick (✓). Which is good behaviour?

- | | | | |
|------------------------|-------------------------------------|---------------------------|--------------------------|
| 1 Listen to children. | <input checked="" type="checkbox"/> | 4 Don't talk to children. | <input type="checkbox"/> |
| 2 Be rude to children. | <input type="checkbox"/> | 5 Shout at children. | <input type="checkbox"/> |
| 3 Help children. | <input type="checkbox"/> | 6 Be kind to children. | <input type="checkbox"/> |

1 4.5 Listen and draw lines.

Grammar reference, page 58

Ammar

Ahmed

Aysha



Hamzah

Abdullah

Hussain

Basil

2 Complete the sentences with *who*, *which* or *where*.

- 1 A shoe shop is the shop where you can buy shoes and boots.
- 2 This is the necklace _____ my parents gave me for my birthday.
- 3 That's the woman _____ works at the corner shop.
- 4 The Earth is the planet _____ we live.
- 5 Who's the boy _____ is wearing glasses?
- 6 I'm very good at fixing the toys _____ my brother breaks.

3 In pairs, look at Activity 1 and play a guessing game. Use *who*, *which* or *where*.

He's the boy who's wearing a blue T-shirt.

Is he in the toy shop?

Yes, he is.

He's Abdullah.

1 Find and circle money words in the wordsnake.

by get pocket money lapurse sedibu yngat swallety uo money box cksell piuspend gisaveling

2 Label the pictures. Use the words from Activity 1.



- | | | |
|---------------------------|---------|---------|
| 1 <u>get pocket money</u> | 3 _____ | 6 _____ |
| 2 _____ | 4 _____ | 7 _____ |
| | 5 _____ | 8 _____ |

3 Look at the pictures in Activity 2. Tell the story. What's the present?

4 Read and write the correct form of *have to*.

- I've got a lot of pocket money, so I don't have to save any money to buy the festival ticket.
- She _____ go to the greengrocer's to buy vegetables for the salad. She's got all the ingredients she needs.
- My sister's head hurts so she _____ go to school today. My dad _____ go to the pharmacy to buy her some medicine.
- Mudrik and I have a Maths exam tomorrow. It's difficult, so we _____ study a lot this evening, but we _____ tidy our rooms. We can do it tomorrow.

5 In pairs, say what you have to and don't have to do tomorrow.

I have to tidy my room tomorrow.

I don't have to go to the shops.

1 After you read Where can you use these names for a corner shop? Match.

The corner shop



1 milk bar

2 dairy

3 bodega

4 corner store

5 corner shop

6 party shop

a New York, the USA

b Canada

c the UK

d New Zealand

e Detroit, the USA

f Australia



2 Complete the sentences.

birthday different drink milk ~~quickly~~

- You go to a corner shop to buy something quickly.
- You can buy pens and _____ cards in a corner shop in the UK.
- In the past, convenience stores in Australia and New Zealand sold _____ and ice cream.
- You could eat and _____ in some corner shop in Australia and New Zealand in the past.
- In North America, there are many _____ names for a corner shop.

3  Shop at a corner shop!

- Work in groups.
- Draw or print pictures of things you sell in a corner shop. Then make price tags.
- Nominate a sales assistant for your corner shop.
- Go shopping! Each student chooses something to buy from one of the shops.

1 4.15 Listen and match. Then write.

a two rials

b five rials

c three rials



d three rials

e four rials

f six rials

2 You've got five rials. Look at Activity 1. What two things can you buy?

3 4.16 Complete the dialogue. Then listen and check.

Here would I'll much which six rials ~~window~~

Hi, can I look at the football which is in the (1) window, please?

The one (3) _____ is blue and white.

How (5) _____ is it?

Oh! I haven't got enough money. I've only got (7) _____ rials.

OK, that's a good idea. (8) _____ have that one, please.

Sure. Which football (2) _____ you like?

(4) _____ it is.

It's seven (6) _____.

How about the football which is black and orange? That's six rials.

Pronunciation

4 4.17 Circle the words with the /z/ sound. Then listen and check.

usually

station

television

measure

ocean

machine

visual

decision

Reading

1 After you read Complete the crossword.

try on notice ~~shop assistant~~ pretty fit

Down

1 A person who works in a shop.

Across

2 Something that looks nice.

3 To be the correct size.

4 To put some clothes or shoes on to check the size.

5 To see something.

2 Answer the questions.

1 Where were Rasha and Razan last week?

They were in a shoe shop.

2 What did Razan want to buy?

3 Why did she not buy them?

4 Why was Razan sad the next week?

5 What was her birthday present?

6 What happened when she tried the shoes on?

	1	S					
		H					
		O					
	2	P					
		A					
		S					
		S					
3		I					
		S					
	4	T					
		A					
	5	N					
		T					



3 Go to the story on the Class Book page 89. Change some of the information below and make your own version of the story. Retell it in pairs.

last week → yesterday shoe shop → _____ sold → _____
 Rasha → _____ blue shoes → _____ happy → _____
 Dad → _____ present → _____

Writing

1 Look and write 's at the end of the shop names where necessary.



jeweller s



fishmonger ___



pharmacy ___



greengrocer ___



kiosk ___

2 Plan and write an email to a friend suggesting some shops to visit in your town.

1 Plan

Read and answer. Make notes.

Which shops should your friend visit? _____

Are the shops in a shopping mall, in a market or on a street? _____

What special things can your friend buy there? _____

2 Write

Use your notes and write.

tip Writing

We use an apostrophe after some shop names. That's because *the greengrocer's* is short for *the greengrocer's shop = shop of the greengrocer*.

3 Check your work

Read your text again and tick (✓).

Correct use of apostrophes? A capital letter at the start of each sentence?

A full stop at the end of each sentence? Linking words?

Correct spelling? Clear handwriting?

See Writing model page 69

3 In groups, make a shopping map of your town. Display it in class.

- 1 Read and circle the shops Huda will visit and underline the things she will buy. Then write how much she will spend and save.

Hi, I'm Huda.

On my trip into town, I'll go shopping, but I don't want to spend all of my money! I've got 15 OMR.

First, I want to go to the toy shop where I want to buy a yo-yo. I like the orange one, which is cheaper. Then I want to go to the kiosk where I have to buy a new pencil case for school. I want to buy the yellow one which looks like a rocket. Oh! I also have to buy my magazine which I always buy once a month! That's two rials.

I'm going to spend _____ OMR.

I'm going to save _____ OMR.



- 2 You've got 15 OMR. Look at Activity 1. Choose three things you want to buy. Write and say how much you are going to spend.

Hi! I'm _____. On my trip into town, I'll go shopping, but I don't want to spend all my money! First, I want to go to _____

I'm going to spend _____ OMR. I'm going to save _____ OMR.

Self-assessment

My work in Unit 4 is **OK** **good** **excellent**.

My favourite lesson is the one about _____.

Now I can _____.

I need to work more on _____.

1 Circle the odd one out.

- | | | | | | |
|-----------------|---|----------|------------|------------|----------|
| 1 greengrocer's | → | apples | bananas | meat | carrots |
| 2 toy shop | → | yo-yo | doll | model boat | medicine |
| 3 jeweller's | → | magazine | necklace | ring | watch |
| 4 kiosk | → | sweets | newspapers | stamps | TV |

2 Complete the sentences. Use *who*, *which* or *where*.

- Dana is a student. She's wearing a green dress.
Dana is the student who's wearing a green dress.
- This is a new shop. You can buy nice presents in the shop.
This is the new shop _____.
- That's a tablet. I want to buy that tablet tomorrow.
That's the tablet _____.
- These are my friends. They're from Australia.
These are my friends _____.

3 Complete the sentences.

buy ~~pocket~~ purse sell money box spend

Some children get (1) pocket money from their mum or dad. Then you can save it in a (2) _____ or you can go shopping to (3) _____ it. Imagine you want to buy a box of chocolates for your parents. You take your (4) _____ or your wallet to carry the money and you go to the shop where they (5) _____ chocolates. After you (6) _____ the chocolates, you go back home, give it to your parents and eat the chocolates together. Yummy!

4 Read and complete for you. Use *have to* or *don't have to*. Then compare in pairs.

- I _____ help my parents at home.
- I _____ watch TV every day.
- I _____ do homework at the weekend.
- I _____ eat fruit and vegetables every day.
- I _____ spend all the pocket money I get.

Vocabulary

1 Read and add more words to the list.

Shops

butcher's _____
 corner shop _____
 fishmonger's _____
 gift shop _____
 greengrocer's _____
 jeweller's _____
 kiosk _____
 pharmacy _____
 phone shop _____
 shoe shop _____

sports shop _____
 toy shop _____

Money (nouns)

money box _____
 pocket money _____
 purse _____
 wallet _____

Money (verbs)

buy _____
 save _____
 sell _____
 spend _____

Grammar

2 Read and complete.

~~who~~ where email What does have to don't has to Does

Relative sentences

person	It's the man	¹ <u>who</u>	lives opposite.
thing	It's the ² _____	which	I sent you.
place	It's the house	³ _____	my aunt lives.

have to affirmative and negative

I / We / You / They	(don't) have to	go to school.
He / She / It	⁴ _____ / doesn't ⁵ _____	stay at home.

have to interrogative

⁶ _____	do	I / we / you / they	have to do?
	does	he / she / it	
Do	I / we / you / they	have to	stay here?
⁷ _____	he / she / it		
Yes, I / we / you / they do.		No, I / we / you / they ⁸ _____	
Yes, he / she / it ⁹ _____.		No, he / she / it doesn't.	

A1 Movers Reading and Writing Part 5

Think!

1  Read the text. Write one word in the missing gaps.

Juma will go to his grandma's house this afternoon with his older brother Sultan and sister Sabah. First, they have to buy Grandma a present. It's her birthday. 'Grandma needs a new book, so I'll go to the bookshop', says Sabah. 'I'll go to the jeweller's and buy her a necklace,' says Sultan. Juma sees a phone case in a phone shop window. 'I'll buy her that!' he says. 'She'll love it!'

- 1 Juma, Sultan and Sabah _____ go to the shops to buy their grandma a present.
- 2 Sabah has _____ go to the bookshop to buy a book.
- 3 Sultan wants to go to the shop _____ sells necklaces.
- 4 Juma is the boy _____ will buy a phone case.



A1 Movers Listening Part 5

Do!

2



Listen, colour and write.



Language booster 1

1 Write the letters to complete the words.



1 m a k e a pizza



2 b _ _ _ a cake



3 d _ an experiment



4 b _ _ _ _ a robot



5 m _ _ _ a rocket



6 v _ _ _ _ a toy shop

2 Find the words. Complete the sentences.

idea **baking** making building **doing** visiting

- 1 How about making a pizza?
- 2 What about _____ an experiment?
- 3 How about _____ a cake?
- 4 What about _____ a robot?
- 5 How about _____ the kiosk?
- 6 Yes, that's a great _____ !

3 Match the questions and answers.

- | | |
|---------------------------------------|---|
| 1 What about building a robot? | a Yes, that's a great idea! I love making things. |
| 2 How about baking a cake? | b Yes, I love building things. |
| 3 What about visiting a fishmonger's? | c Yes, I'm hungry. Let's bake! |
| 4 How about doing an experiment? | d No, I don't like fish. |
| 5 What about making a rocket? | e Yes, I like Science. |

4 Order the words to complete the dialogue.

1 shall do we What

Osama: *What shall we do* _____ ?

2 about doing How experiment an

Yousif: _____ ?

3 Science like No, I don't

Osama: _____ .

4 going What to the about shopping mall

Yousif: _____ ?


5 idea that's great a Yes,

Osama: _____ !

6 shopping go let's OK,

Yousif: _____ .

5 Now write your own dialogue. Use the picture prompts.



1 How about _____ ?

2 No, _____ .

3 What _____ ?

4 Yes, _____ .

5 OK. Let's _____ .



6  Draw an indoor activity or a shop. Write a suggestion.

_____ ?

Communication activities

Unit 1

Student A

Ask and answer. Draw the faces.

😊😊 = great at 😊 = good at 😞 = not very good at 😞😞 = terrible at

	spelling a really long word	baking cakes	juggling	fixing toys	throwing a ball a long way
Omaima		😞😞	😊		
Thamer	😞			😊😊	😊😊
Shihab		😊😊	😞😞		


Is Shihab good at spelling a really long word?


No, he isn't. He's terrible at spelling!

Unit 2

Student A

Nada and Hazim are twins, but they couldn't do all the same things. Ask and answer to find out what they could and couldn't do when they were younger.

	Nada	hold a pen	tell a story	make a sandwich	tie a shoelace	send an email	win a swimming race
Age 3		✗	✓	✗	✗	✗	✗
Age 6		✓	✓	✓	✓	✗	✗

	Hazim	hold a pen	tell a story	make a sandwich	tie a shoelace	send an email	win a swimming race
Age 3							
Age 6							

Could Hazim tell a story when he was three?

No, he couldn't, but he could tell a story when he was six.

- 1 Read the text about the Moon. Complete the table.
- 2 Answer Student B's questions about the Moon.
- 3 Ask Student B questions about Ganymede and complete the table.

Let's talk about moons!
The Moon

The Earth has only got one moon: the Moon!
The Moon is 384,400 kilometres from Earth. It is 3,474 kilometres wide. That's wider than the USA!
The Moon has got mountains, too! The highest mountain on the Moon is 5,500 metres high.

How wide is Ganymede?

It's ...

The Moon

Parent planet: Earth
How wide? (1) _____ kilometres wide
How far from Earth? (2) _____ kilometres
Highest mountain: (3) _____ metres high

Ganymede

Parent planet: Jupiter
How wide? (4) _____ kilometres wide
How far from Earth? (5) _____ kilometres
How far from Jupiter? (6) _____ kilometres

Dana, Nawaf, their mum and their dad have a list of jobs to do today. Ask and answer to find out what they have to and don't have to do.

	Dana	Nawaf	Mum	Dad
buy some shoes	X			X
buy a new purse	✓			✓
buy some medicine	X			X
sell an old mobile phone	X			✓

Does Nawaf have to buy some shoes?

Yes, he does.

- 1 Which shops do they have to go to?
- 2 Who needs new shoes?
- 3 Who isn't well?
- 4 Who needs a new phone?

Unit 1

Student B

Ask and answer. Draw the faces.

😊😊 = great at 😊 = good at 😞 = not very good at 😞😞 = terrible at

	spelling a really long word	baking cakes	juggling	fixing toys	throwing a ball a long way
Omaima	😊			😞	😞😞
Thamer		😊	😞😞		
Shihab	😞😞			😞😞	😞

Is Thamer good at throwing a ball a long way?


Yes, he is. He's great at throwing a ball a long way!

Unit 2

Student B

Nada and Hazim are twins, but they couldn't do all the same things. Ask and answer to find out what they could and couldn't do when they were younger.

	Nada	hold a pen	tell a story	make a sandwich	tie a shoelace	send an email	win a swimming race
	Age 3						
	Age 6						

	Hazim	hold a pen	tell a story	make a sandwich	tie a shoelace	send an email	win a swimming race
	Age 3	✓	✗	✗	✗	✗	✗
	Age 6	✓	✓	✓	✓	✓	✓

Could Nada tell a story when she was three?

Yes, she could.

- 1 Read the text about Ganymede. Complete the table.
- 2 Ask Student A questions about the Moon and complete the table.
- 3 Answer Student A's questions about Ganymede.

Let's talk about moons! Ganymede

Jupiter is the biggest planet in our solar system. It is 588 million kilometres from Earth. It has 69 moons. Its biggest moon is called Ganymede. Ganymede is over 5,000 kilometres wide! Ganymede is a million kilometres from Jupiter.

How wide is the Moon?

It's ...

Ganymede

Parent planet: Jupiter

How wide? (1) _____ kilometres wide

How far from Earth? (2) _____ kilometres

How far from Jupiter? (3) _____ kilometres

The Moon

Parent planet: Earth

How wide? (4) _____ kilometres wide

How far from Earth? (5) _____ kilometres

Highest mountain: (6) _____ metres high

Dana, Nawaf, their mum and their dad have a list of jobs to do today. Ask and answer to find out what they have to and don't have to do.

	Dana	Nawaf	Mum	Dad
buy some shoes		✓	✓	
buy a new purse		✗	✗	
buy some medicine		✓	✗	
sell an old mobile phone		✗	✗	

Does Dana have to buy some shoes?

No, she doesn't.

- 1 Which shops do they have to go to?
- 2 Who needs new shoes?
- 3 Who isn't well?
- 4 Who needs a new phone?

Writing models

Unit

1

Who are you talking about?

My little sister is called Zakeya and she's eight years old. She's got

Use a capital letter at the start of each sentence.

What does he/she look like?

long, dark, curly hair. She is very important in my life because she

Use linking words.

What is he/she like?

is very kind. She likes sports and she loves playing games with me.

What does he/she like doing?

She likes painting flowers, too, but she doesn't like painting people or

Use a full stop at the end of each sentence.

What do you like about him/her?

animals. I like being with her, so we often sit at home and talk.



Check the correct spelling.

Check your handwriting is clear.

Unit 2

My visit to a museum

On Saturday 3rd July, I visited the Natural History Museum of Oman in Muscat. The museum is not very big but it is very interesting.

It is special because you can learn about the plants, animals, deserts and mountains of Oman. You could see animals, birds, fish and there was also a whale! I learnt a lot about our amazing country.

Put the date of the visit.

Use a capital letter at the start of each sentence.

Use linking words.

Use an exclamation mark for interesting facts.

Use a full stop at the end of each sentence.

When and where did you go?


What's special about it?

What could you do there?

What did you learn?

Check the correct spelling.

Check your handwriting is clear.



My blog

Hi, I'm Amjed. My blog post today is about the clothes we wear on the ISS.

In the ISS, we wear T-shirts and trousers. It is not different to what many people wear on Earth. When we go outside the ISS, we must wear a spacesuit because there is no air to breathe in space.

Did you know that we wear the same clothes every day? We don't need to change because space is not dirty. Also, there is no water to wash with. That is different to Earth!

What is the topic?

What do you wear?

How is it different to what you wear on Earth?

Use a capital letter at the start of each sentence.

Use paragraphs.

Use linking words.

Use questions.

Use a full stop at the end of each sentence and a question mark for questions.

Check the correct spelling.

Check your handwriting is clear.



My shopping advice

Hi, Basma

You asked for some advice about great shops to visit in my town.

In the toy shop, you can buy some amazing kites. They are big, but they are not expensive. The toy shop is in the shopping mall, where there's a lot to see and do.

There's a fishmonger's there, too.

My mum can buy some fish for dinner!

I love the good gift shop. We can buy some presents. Remember to bring your pocket money! See you soon!

Love from Sharifa.

Use a capital letter at the start of each sentence.

Use a full stop at the end of each sentence.


Use linking words.

Use apostrophes correctly.

Which shops should your friend visit?

Are the shops in a shopping mall, in a market or on a street?

What special things can your friend buy there?



Check the correct spelling.

Check your handwriting is clear.

Dictation

Unit 1



1.18 Listen and write.

1 _____
2 _____
3 _____

Unit 2



2.21 Listen and write.

1 _____
2 _____
3 _____

Unit 3



3.22 Listen and write.

1 _____
2 _____
3 _____

Unit 4



4.20 Listen and write.

1 _____
2 _____
3 _____



Unit 1

Who's that boy over there?

What's he like?

He's very ...

He's really ...

He seems very ...

Unit 3

I'm interested in joining ...

How do you spell your last name?

What's your date of birth?

What's your home phone number?

1287 445006 = one two eight seven
double-four five double-oh six



Unit 2

I'd like some information about ..., please.

What can you see and do there?

You can learn about ...

What time does it open and close?

It's open on ... from 10 am until 5 pm.

Unit 4

Can I look at a necklace which
is in the window, please?

How much is it?

It's fifteen rials.

I'll have that one, please.

Thank you!

My pleasure!



Progress path

Read and write. Then tick (✓).

Unit 1

Circle for you.

I'm shy / confident .

I'm tidy / untidy .

Welcome Unit

What do you do on Sundays?

I _____

Unit 1

I am good at _____

I am great at _____

Welcome Unit

What do you do after school?

I _____

Unit 2

It's a mobile phone / telephone .



Unit 3

What number is this?

50,000

Unit 4

True or False?

A kiosk is a shop where you can buy medicine.

Unit 3

An astronaut wears this.

It's a

pacestisu

Unit 4

What do you call a shop where you can buy fish?

Unit 2

I'd like some _____ about the museum, please.



Irregular verbs

Infinitive	Past simple	Past participle
be	was/were	been
buy	bought	bought
do	did	done
drink	drank	drunk
drive	drove	driven
eat	ate	eaten
find	found	found
get	got	got
give	gave	given
go	went	gone/been
have	had	had
hold	held	held
keep	kept	kept
know	knew	known
lose	lost	lost
make	made	made
put	put	put
ride	rode	ridden
run	ran	run
see	saw	seen
sell	sold	sold
send	sent	sent
sing	sang	sung
sleep	slept	slept
stand	stood	stood
take	took	taken
tell	told	told
throw	threw	thrown
wear	wore	worn
win	won	won
write	wrote	written

Original edition © Pearson Education Limited 2020

This customised edition published by Omani Ministry of Education © 2024

Published by arrangement with Pearson Education Limited and York Press Limited

'Pearson', 'GSE', 'Team Together' and associated logos and designs are trademarks of Pearson and the Omani Ministry of Education .

The series has been customised by the Ministry of Education, Oman, based on the contract between the Ministry of Education, Pearson Education Limited, and York Press Limited.

All rights reserved; no part of this customised publication may be reproduced, stored in a retrieval system, or transmitted in any form or by any means, electronic, mechanical, photocopying, recording, or otherwise without the prior written permission of the Omani Ministry of Education.

First published 2024

ISBN:

LEARN Together
SUCCEED Together

TEAM Together OMAN



Team Together Oman is an eight-level primary English course that develops language alongside future skills. Pupils are challenged to communicate creatively in authentic contexts, think critically and work together to get results. **Team Together Oman** sets out a clear path for progress and prepares children for success in external examinations including PTE Young Learners and Cambridge English Qualifications.

Grade 5A

For pupils

- Class Book with Digital Resources
- Activity Book
- Audio
- Videos and animations

For teachers

- Teacher's Book with Digital Resources
- Flashcards
- Word Cards
- Story Cards
- Posters
- Photocopiable quizzes and worksheets
- Audio
- Videos and animations

English Benchmark for Young Learners (EBYL) and **Team Together Oman** make the perfect partners for your language and assessment needs

	GSE	CEFR	PTE YL	English Benchmark	Cambridge English Qualifications
Grade 1	10–22	Pre A1			Pre A1 Starters
Grade 2	17–29	Pre A1/A1	Firstwords	Level 1	Pre A1 Starters
Grade 3	20–32	A1	Springboard	Level 2	Pre A1 Starters
Grade 4	24–39	A1/A2	Quickmarch	Level 3	A1 Movers
Grade 5	30–41	A2/A2+	Quickmarch/ Breakthrough	Level 3/4	A1 Movers and A2 Flyers
Grade 6	33–42	A2/B1	Breakthrough	Level 5	A2 Flyers and A2 Key for Schools
Grade 7	34–44	A2+/B1	Breakthrough	Level 5	A2 Flyers, A2 Key for Schools and B1 Preliminary for Schools
Grade 8	41–50	A2+/B1	Breakthrough	Level 5	B1 Preliminary for Schools

www.moe.gov.om

Team Together Oman
Activity Book
Grade 5A
Trial Edition