

نتقدم بثقة
Moving Forward
with Confidence



SULTANATE OF OMAN
MINISTRY OF EDUCATION

TEAM Together OMAN 2A


Activity Book



First Edition
2024

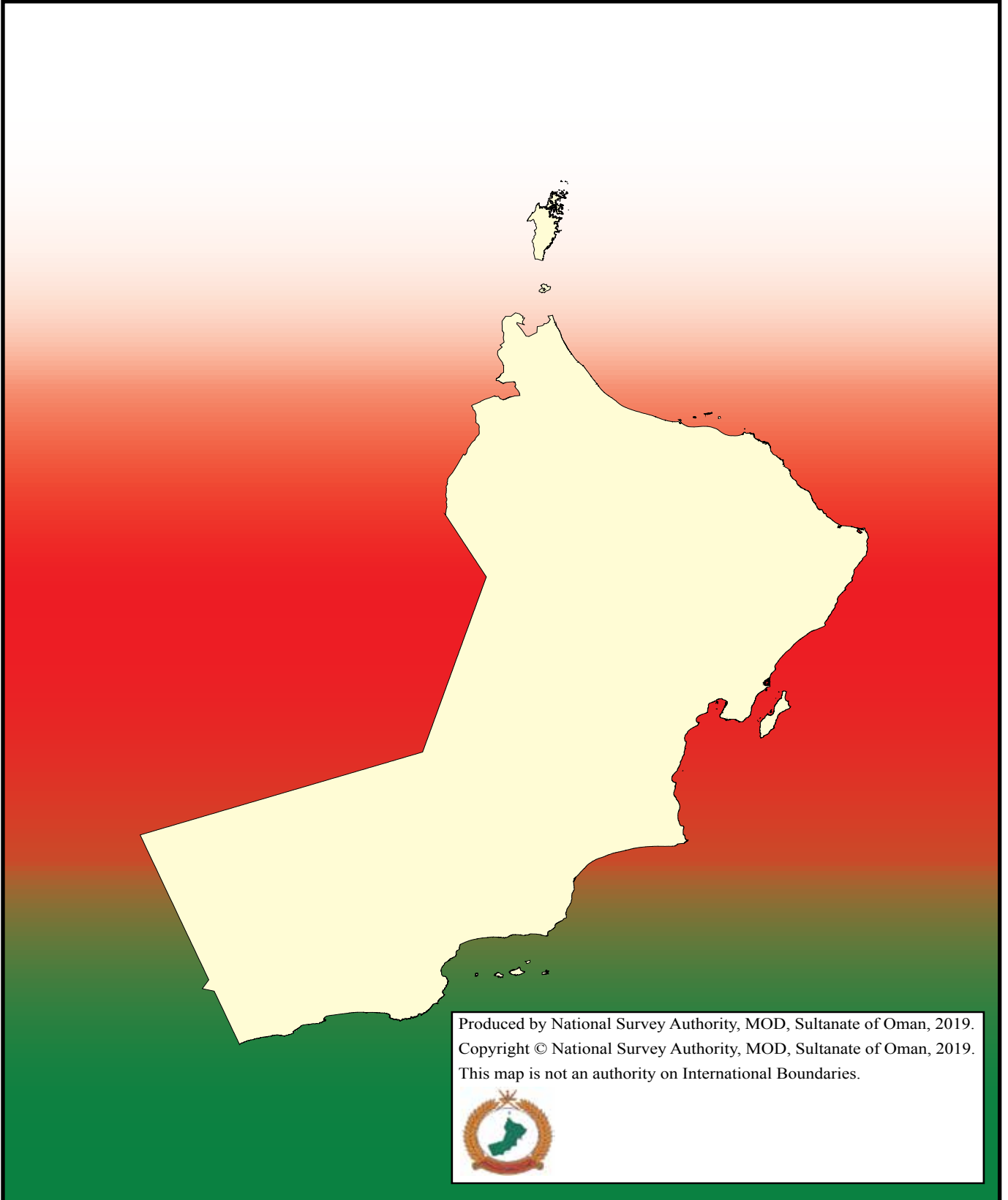


**His Majesty
Sultan Haitham Bin Tarik**



**The Late Sultan,
Qaboos Bin Said**

Sultanate of Oman



Produced by National Survey Authority, MOD, Sultanate of Oman, 2019.
Copyright © National Survey Authority, MOD, Sultanate of Oman, 2019.
This map is not an authority on International Boundaries.



Praise be to Allah and Peace be upon His Messenger, Mohammed

Education is key for personal development, and it provides a wealth of opportunities in life. The commitment and efforts we put into education are some of the most fundamental investments we can make towards securing the future wellbeing of Oman and its citizens.

Our education system has been the bedrock of our development. It has provided this generation and those before it with the skills and knowledge that have driven the country's growth and, with it, our prosperity. But to meet our high aspirations as expressed in Oman's Vision 2040 amidst an increasingly competitive global environment, we cannot stand still.

To compete with the best in the world, our education system must develop young Omanis who are knowledgeable, think critically and creatively, have leadership skills and are able to communicate effectively in English with the rest of the world. Just as importantly, our students must be instilled with values, ethics and a sense of citizenship that will empower them to make the right choices for themselves, their families and the country.

Given Oman's historical and geographical profile, mastering English as a second language is an absolute necessity for all our students. It is the language of international communication and is also the main language for studying other subjects all over the world. Therefore, the Ministry took the decision to adopt and customise an international series called 'Team Together' that is benchmarked to the Global Scale of English (GSE) and the Common European Framework of Reference for Languages (CEFR), both of which are internationally recognised standards for describing language ability.

This series is based on the most cutting-edge research on teaching and learning. It will embed and develop Future Skills such as critical and creative thinking, as well as encourage holistic, well-rounded personal growth. This series will prepare our children to meet the challenges of a pluralistic society that welcomes diversity, a knowledge-based job market that is constantly evolving, and economic globalisation.

Finally, I hope that you find this book useful and enjoyable, and use it in your everyday lives, as this will enable us all to contribute to the success of our beloved country – the Sultanate of Oman – as led by the inspiration and wisdom of His Majesty, Sultan Haitham Bin Tarik.

I would like to take this opportunity to wish you every success in life.

Dr. Madiha bint Ahmed Al-Shaibani

Minister of Education

Sultanate of Oman



Dear children,

We are very excited to help you continue your learning journey with English!

Your Semester 1 books are a Class Book as well as an Activity Book and a Sounds and Spelling Book. Remember to look after your books and to bring them to class every day.

All of your books have lots of fun activities to help you to learn English. Your Class Book has stories, songs, projects and games. Your Activity Book has lots of fun tasks to do in class. Your Sounds and Spelling Book has fun tasks to help you to read and write in English.

There are also cut-outs and stickers at the end of the Class Book. What fun!

Have a really interesting semester and we look forward to writing to you again in Semester 2!



Name: _____

Class: _____





SULTANATE OF OMAN
MINISTRY OF EDUCATION

TEAM Together OMAN 2A

Activity Book



Contents

Welcome Hello!	8
1 Look at my toys!	14
2 Where's my pen?	24
Atomic's Learning Club	
Language booster 1	34
3 Move your body!	36
4 Meet my family	46
Atomic's Learning Club	
Language booster 2	56
Picture dictionary	58



Welcome

Hello!

1 Look and match.



Write.

Read.

Draw.

Listen.

Look.

Point.



2 Look and circle.



1 Draw. / Read.

2 Look. / Write.

3 Read. / Listen.

4 Point. / Draw.



3 Look and trace.



1 Open your book.



2 Wave goodbye.



3 Sit down.



4 Pick up your book.



5 Stand up.



6 Close your book.

4 Read and tick (✓) or cross (X).



Stand up.



Pick up your book.



Wave goodbye.



Close your book.

1 Look and trace.



Polly

Jack



Lily



Sami



Fatma



2



Listen and number.



3

Write, draw and colour.

~~Jack~~ seven six



Jack

Hello! I'm Jack. What's your name?

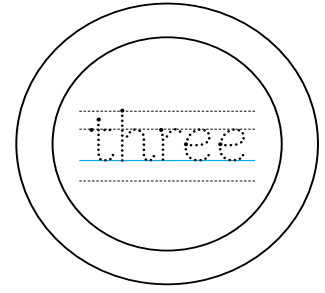
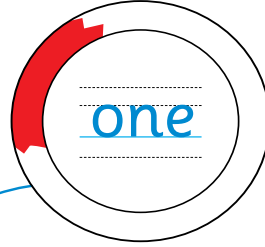
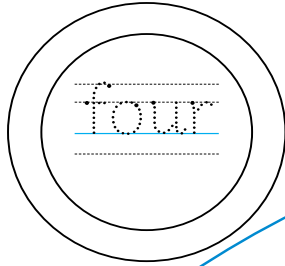
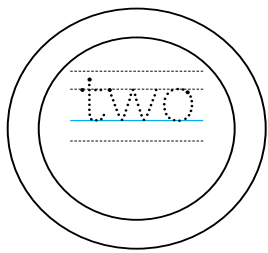
My name's _____.

Hi, _____.
I'm seven. How old are you?

I'm _____.

Large empty speech bubble area for drawing and coloring, with a small box at the bottom for writing.

1 Trace, match and colour.



2 Read, trace and draw.

1 How many balloons?

Six balloons.



2 How many balloons?

Seven balloons.



3 How many balloons?

Five balloons.



4 How many balloons?

Nine balloons.



5 How many balloons?

Ten balloons.




3 Trace and colour.

1




blue

2



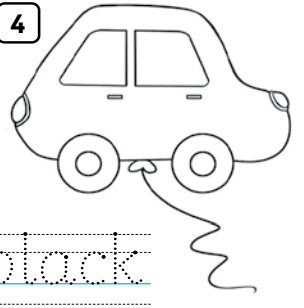
pink

orange



3

4

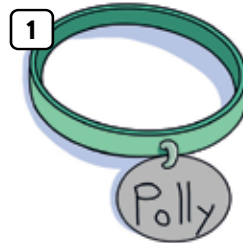


black

4 Read and trace.

1 What colour is it?

Green. It's green.



2 What colour is it?

Brown. It's brown.




3 What colour is it?

Blue. It's blue.




4 What colour is it?

Purple. It's purple.




5 What colour is it?

Red. It's red.



1

Look at my toys!

1  Look at the Class Book page 16. Read and circle.

1 How many balloons can you see?

six / seven


2 What colour is the teddy?

blue / brown

3 What colour is the plane?

orange / yellow

2 Look, trace and match.



1 robot

2 puzzle

3 dinosaur

4 doll

5 teddy


6 yo-yo

7 building set

8 plane

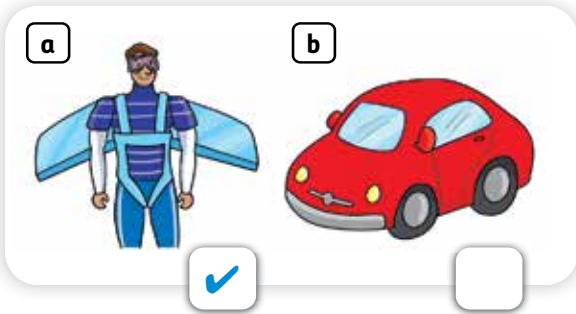
9 car

10 action figure

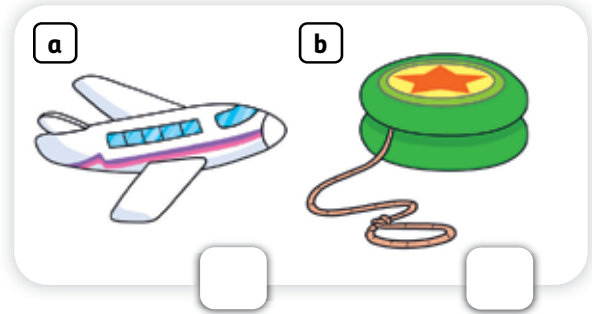


3 ^{1.5} Listen and tick (✓).

1



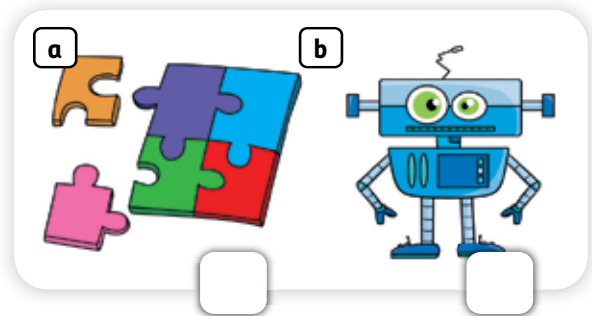
2



3



4



4 Read and circle.



1 It's a robot / dinosaur.



2 It's a plane / car.



3 It's a building set / puzzle.



4 It's a doll / robot.

1 After you read Remember the story. Read and number.

What's this?

It's a teddy.

And what's this? Is it a building set?

Ready, steady, go!

It's a yo-yo. Look!

I don't know. It's very big.

No, it's a teddy robot!

2 Values Look and tick (✓).




3 Look and colour.

1 Find and colour. Then trace and match.

bike

ball

scooter



kite

swing

slide

2 Read and circle.



1 Is it a ball?
 Yes, it is. /
 No, it isn't.

2 Is it a kite?
 Yes, it is. /
 No, it isn't.

3 Is it a swing?
 Yes, it is. /
 No, it isn't.

4 Is it a slide?
 Yes, it is. /
 No, it isn't.

1 Look, read and write. Then circle.

~~ball~~ car teddy ~~red~~ robot purple



What's this? It's a ball. It's red.



What's this? It's a _____ . It's _____ .



Is it a red _____ ? **Yes, it is. / No, it isn't.**



Is it a brown _____ ? **Yes, it is. / No, it isn't.**

2  Trace, draw a toy and write.

What's this?

It's a _____ . It's _____ .



1 Read and match.

bike

museum

puppet



2 After you read Read and circle.



It's a school / museum.



It's a robot / bike.



It's a puppet / scooter.

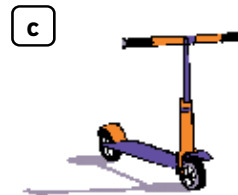
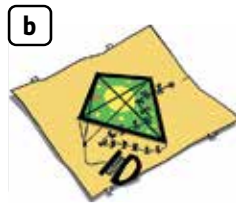

1 Write and match.

1 scooter

3 action figure

2 robot

4 kite



2 Write, draw and colour. Then act out.

bike

ball

doll

building set

yo-yo

What's this?

It's my new

.....
.....
.....

Can I play with it, please?

Yes, of course.

Great!

My

1 Look and write.

~~kite~~ puzzle scooter yo-yo



1

It's a

kite



2

It's a

.....

.....



3

It's a

.....

.....



4

It's a

.....

.....

2 Read and circle.



1 Is it a slide?

Yes, it is. /
No, it isn't.



2 Is it a ball?

Yes, it is. /
No, it isn't.



3 Is it a swing?

Yes, it is. /
No, it isn't.



4 Is it a puzzle?

Yes, it is. /
No, it isn't.

3  Draw your favourite toy. Then write.

Large empty rectangular box for drawing a toy.

It's _____.


1 Find and colour. Then trace and match.

puzzle

teddy

doll

bike



2 Look and trace.



1 What is it?

It's a kite.



2 What is it?

It's a plane.



3 What is it?

It's a ball.



4 What is it?

It's a robot.

Pre A1 Starters Reading and Writing Part 1

1  Look and read. Put a tick (✓) or a cross (X) in the box.

1



This is a ball.

2



This is a bike.

3



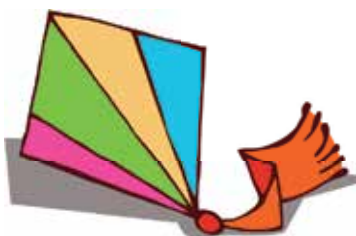
This is a doll.

4



This is a scooter.

5



This is a kite.

2

Where's my pen?

1  Look at the Class Book page 26. Read and circle.

1 How many cars can you see?

two / eight

2 What colour is the scooter?

brown / blue

3 How many bikes can you see?

one / two

2 Look, trace and match.

book

pencil case

ruler

crayons

erasers

pencil

pens

bag

sharpener

scissors



3  Listen and number.

a



b



c



d



4 Read, match and colour.


1 This is my green sharpener.

2 This is my yellow bag.

3 These are my blue crayons.

4 These are my pink erasers.

a



b



c



d




1 After you read Remember the story. Read and match.

1 Oh! It's a computer.
It's great.

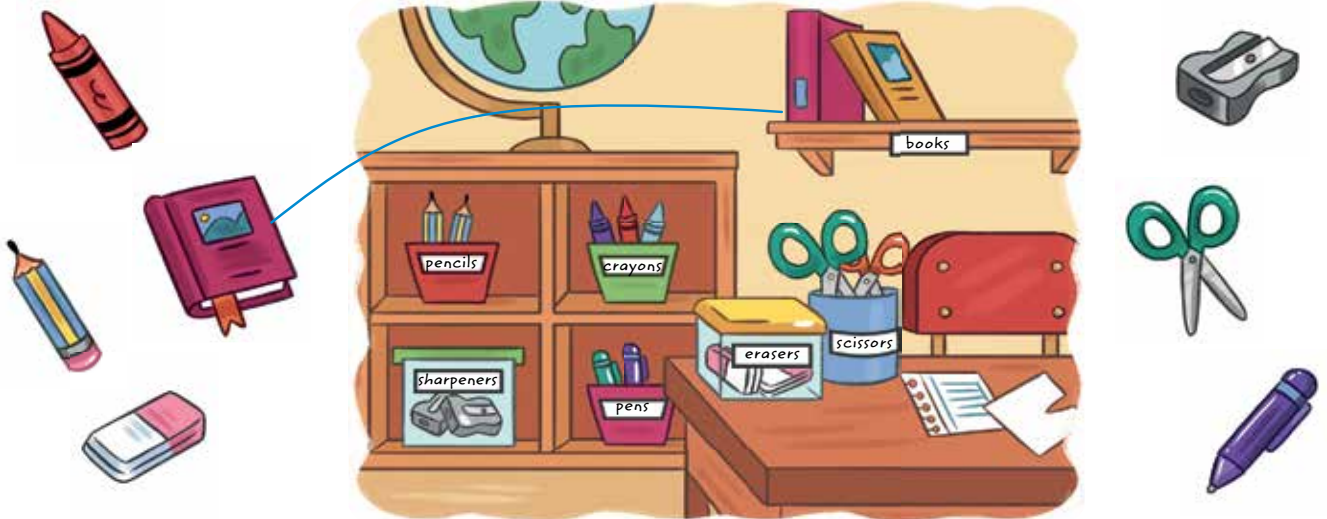
2 These are my books and
this is Atomic, my cat.

3 This is my desk. This is my pen
and these are my pencils.

4 Let's tidy up.



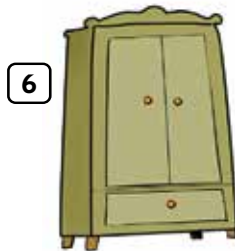
2 Values Look and match.



3 Look and colour.



1 Look, trace and number.



table

shelf

computer

cupboard

desk

chair

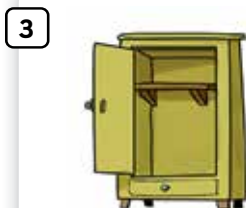
2 Read and circle.



Where's the ruler?
It's **on** / **under** the chair.



Where's the computer?
It's **in** / **on** the desk.



Where's the shelf?
It's **in** / **under** the cupboard.



Where's the chair?
It's **on** / **under** the table.



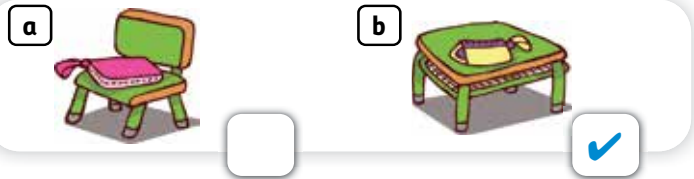
Where's the book?
It's **in** / **on** the shelf.




Where's the teddy?
It's **under** / **in** the bag.

1 Read and tick (✓).

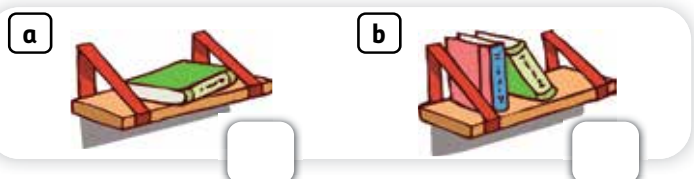
1 This is my pencil case.
It's on the desk.



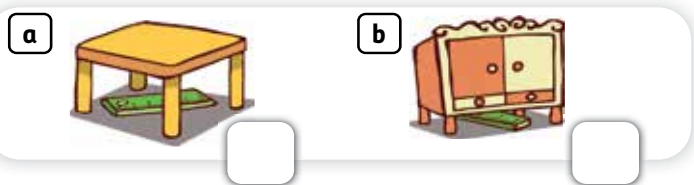
2 This is my pencil.
It's in my pencil case.



3 This is my book.
It's on the shelf.



4 This is my ruler.
It's under the table.




2 Choose, draw a teddy and write.

in on under

the shelf the desk the bag

Where's the small teddy? What colour is it?



It's It's

1 Read and match.



library

school

playground

classroom

teacher



2 After you read Read and write Yes or No.



1 Is it the computer room? No



2 Is it the library? _____



3 Is it the classroom? _____



4 Is it the playground? _____

1 Write and match.

a



b



c



d



1 pencil case

3 pencil

2 pen

4 computer

2 Write, draw and colour. Then act out.

sharpener

eraser

ruler

book

crayon

Is this your _____.

Yes, it is.

Can I borrow it, please?

Yes. Here you are.

Thank you.

My _____

1 Look and write.

This These

1 This is my bag.



2 _____ are my books.



3 _____ are my crayons.



4 _____ is my ruler.



2 Read, circle and write.

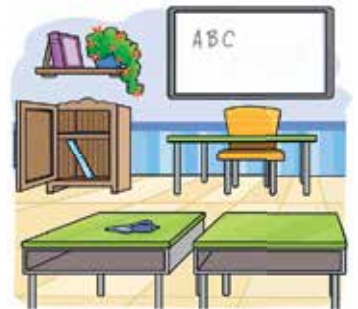
table shelf ~~cupboard~~ desk

1 Where's the ruler? It's in / on the cupboard.


2 Where's the book? It's in / on the _____.

3 Where's the chair? It's on / under the _____.


4 Where's the pen? It's under / on the _____.



3  Read and draw.




1 These are my books.



2 This is my pencil case.

1 Find and colour. Then count.



a These are my pens.



3

b This is my ruler.



c These are my crayons.



.....

d This is my book.



.....

e These are my erasers.



.....

f This is my pencil case.



.....

2 Look at Activity 1. Read and write.

in on under

cupboard chair desk ~~table~~

1 Where's the computer?

It's on the table.

2 Where's the bag?

It's _____ the _____.

3 Where's the pencil case?

It's _____ the _____.

4 Where's the book?

It's _____ the _____.


Pre A1 Starters Reading and Writing Part 3

1  Look at the pictures. Look at the letters. Write the words.

1



b o o k

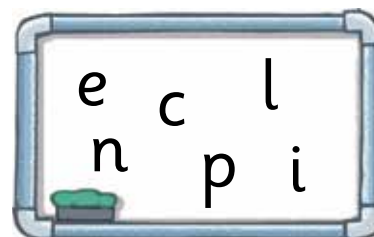


2



.....

.....

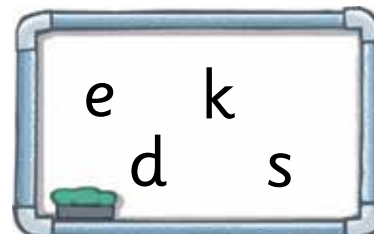


3



.....

.....

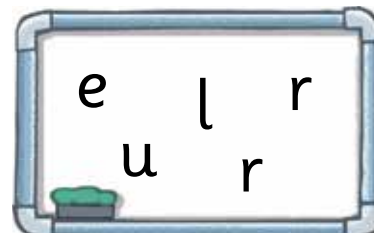


4



.....

.....

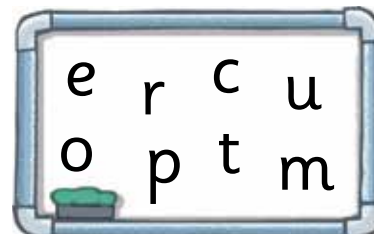


5



.....

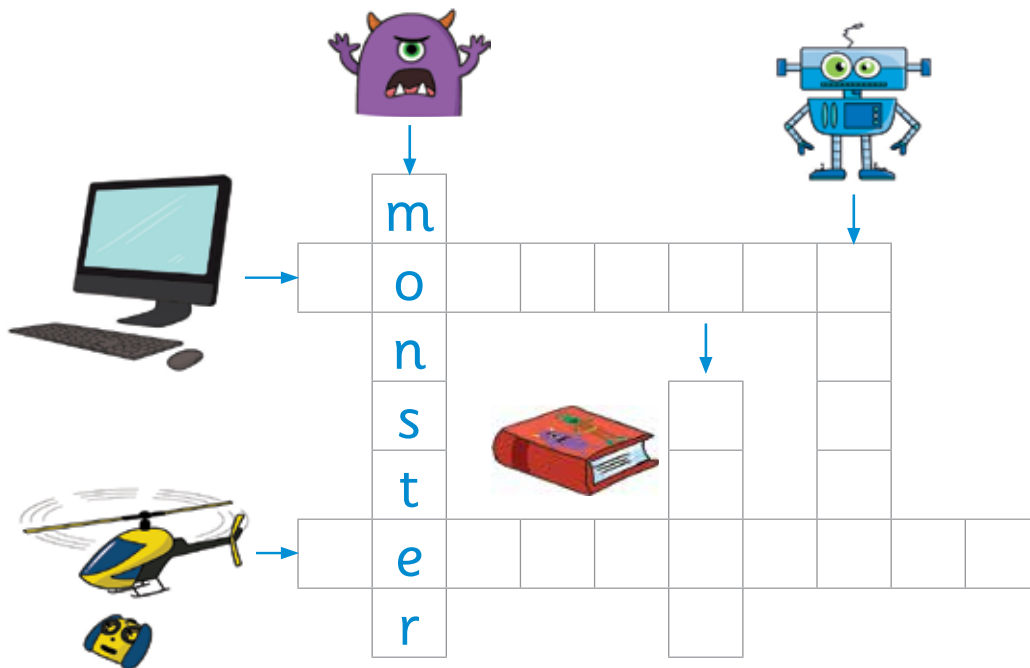
.....



Language booster 1

1 Look and write.

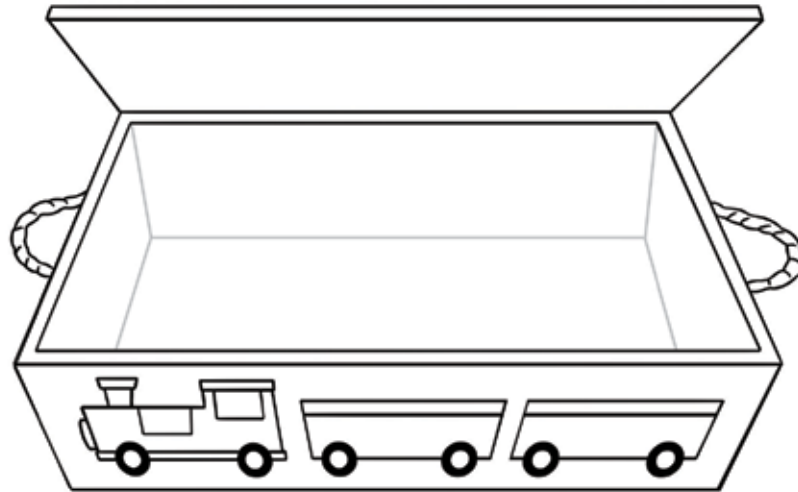
book helicopter computer ~~monster~~ robot



2 Look at Activity 1. Read and match.

- | | |
|---|-----------------|
| 1 Look at the book. Is it very big? | a Yes, it is. |
| 2 Look at the monster. Is it very scary? | b Yes, it is. |
| 3 Look at the helicopter. Is it very noisy? | c No, it isn't. |

3 Draw three toys. Then write and circle.



- 1 Look at my _____ . It's very **noisy** / **scary** / **big**.
- 2 Look at my _____ . It's very **interesting** / **big** / **scary**.
- 3 Look at my _____ . It's very **interesting** / **noisy** / **small**.

4 Read and order the dialogue.

- My favourite book is **Cinderella**. It's **very interesting**!
- Jack and the Beanstalk**. It's **very scary**. What's yours?
- What's your favourite book?



5 Read and write. Use different **books** and **adjectives**.



What's your favourite book?



_____. It's very _____. What's yours?

My favourite book is _____. It's very _____!

3

Move your body!

1  Look at the Class Book page 40. Read and write.

orange ~~bag~~ four

1 Where's the ruler?

It's in the bag.

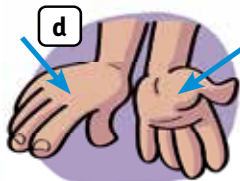
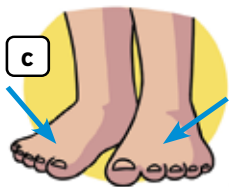

2 What colour is the swing?

It's O.

3 How many bags can you see?

F.

2 Look, trace and match.



1 tummy

2 head

3 feet

4 toes

5 hands

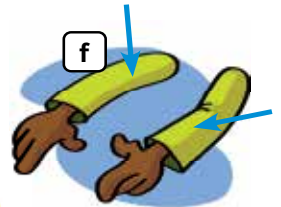
6 face

7 arms



8 fingers

9 legs

10 knees



3  Listen and number.



4  Choose and write. Then colour.

red ~~blue~~ yellow green black white
pink purple brown orange

1 I've got a blue head
and a _____ face.

2 I've got a _____ tummy,
_____ arms and
_____ hands.

3 I've got _____ legs,
_____ knees and
_____ feet.



I'm an action figure.
My name's _____.

1 After you read Remember the story. Look and number.









2 Values Look and tick (✓) or cross (X).



3 Look and colour.







The robot

1 Look, trace and number.

<input type="checkbox"/> stretch				<input type="checkbox"/> clap
<input type="checkbox"/> move				<input type="checkbox"/> bend
<input type="checkbox"/> touch				<input type="checkbox"/> stamp

2 Read and match.

- 1 move
 - 2 stretch
 - 3 touch
 - 4 clap
 - 5 stamp
 - 6 bend
- your legs
 - your hands
 - your feet
 - your arms
 - your knees
 - your toes

1 Read and tick (✓) or cross (✗).

1 I've got ten fingers.

2 I've got four arms.

3 I've got three legs.

4 I've got seven toes.



2 Choose, draw and write.

one two ten

head ~~face~~ tummy
arms hands fingers
legs knees feet toes

1 I've got one face.

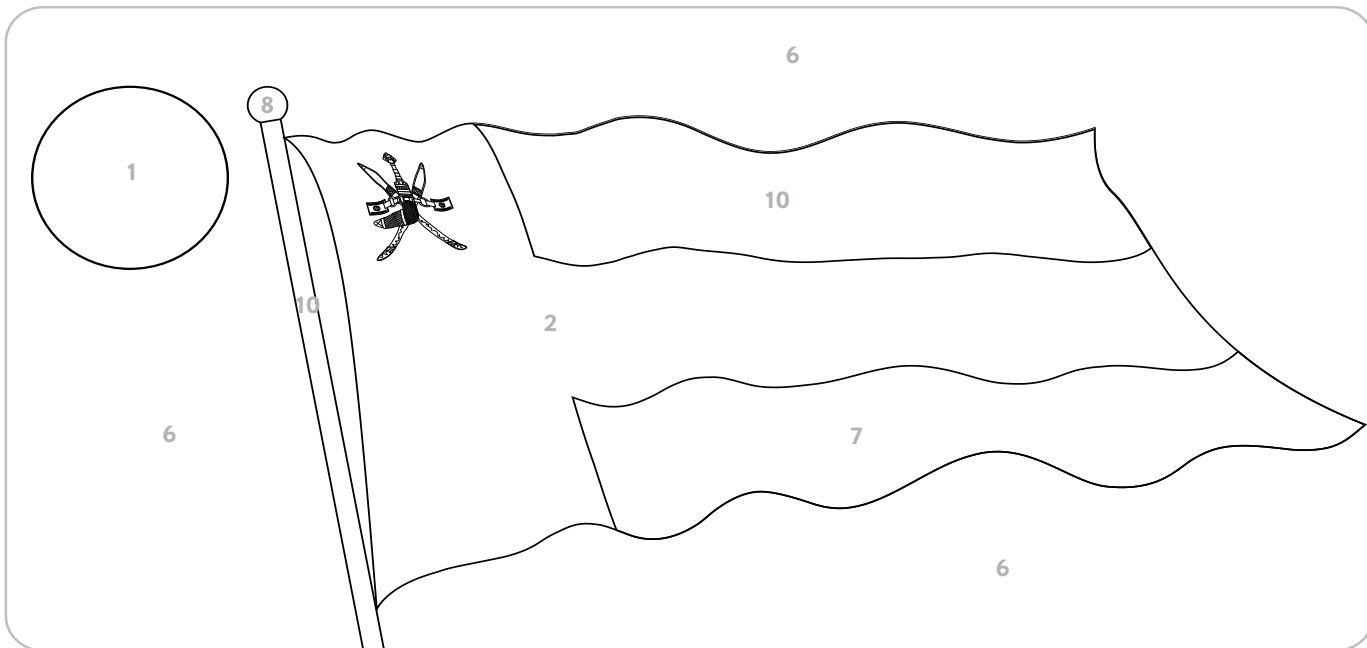
2 I've got _____.

3 I've got _____.

4 I've got _____.

My name's _____

1 Look and colour.



2 After you read Read and write Yes or No.

- 1 My name's Faisal.
- 2 I love National Day at school.
- 3 It's a flag.
- 4 The colours are blue, orange and yellow.
- 5 I walk and stamp my feet.
- 6 We bend and stretch our bodies.

Yes



1 Write and match.

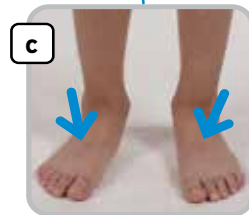
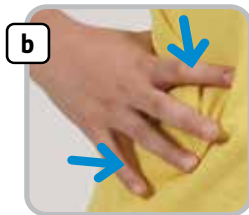
1 feet

3 eggs

5 nees

2 ands

4 ingers



2 Write, draw and colour. Then act out.

robot

dragon

cat

teddy

dinosaur

head

tummy

face

body

Look at my picture.

It's a _____ costume.

Yes. Look at the _____.
It's big.

Wow! What a cool _____.

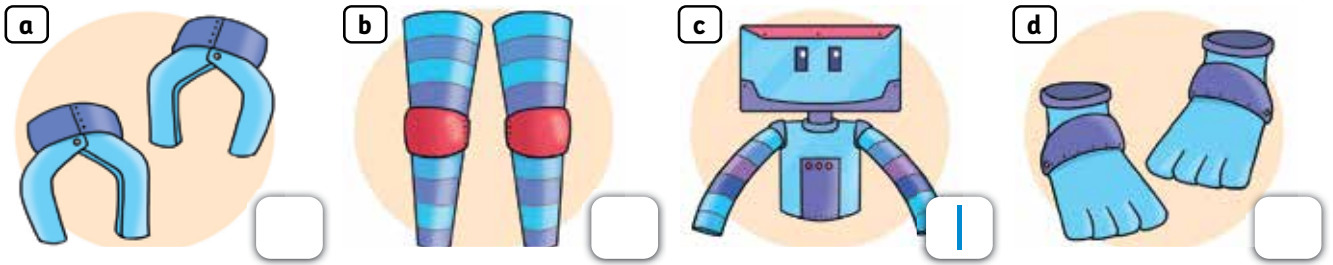
Thank you.

My _____
costume

1 Read and number.

- 1 I've got one head and two arms.
- 3 I've got two knees and two legs.


- 2 I've got two hands and four fingers.
- 4 I've got two feet and eight toes.



2 Look and write.

~~body~~ toes hands feet

- 1 Move your body.
- 2 Stamp your _____.
- 3 Clap your _____.
- 4 Touch your _____.



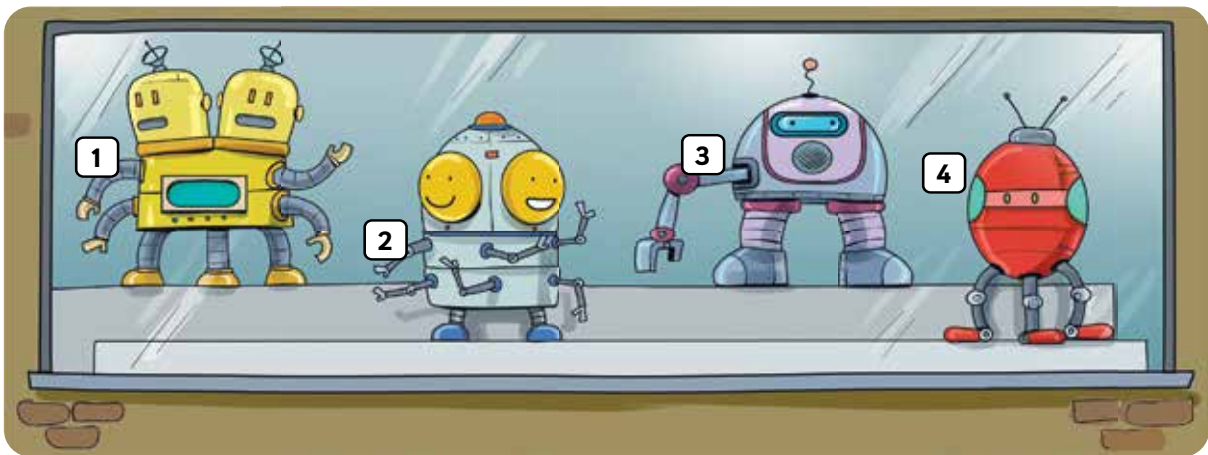
3 Draw and write.

I've got _____

 and _____

1 Read and number.

- I've got one face, one hand and two big feet.
- I've got two heads, four arms and three legs.
- I've got one body, three knees and three feet.
- I've got six arms, six hands and two legs.



2  Make up an exercise routine for a friend. Read and match.

~~bend~~ stamp stretch touch


- 1 Bend your knees.
- 2 _____ your legs.
- 3 _____ your toes.
- 4 _____ your feet.



Pre A1 Starters Listening Part 3

1   ^{3.17} Listen and tick (✓) the box.


1 Which action figure is it?



2 Which doll is it?



3 Which robot is it?



4 Which teddy is it?



4

Meet my family

1  Look at the Class Book page 50. Read and write.

two brown ~~Sami and Jack~~

1 Where's Fatma?

With Sami and Jack.

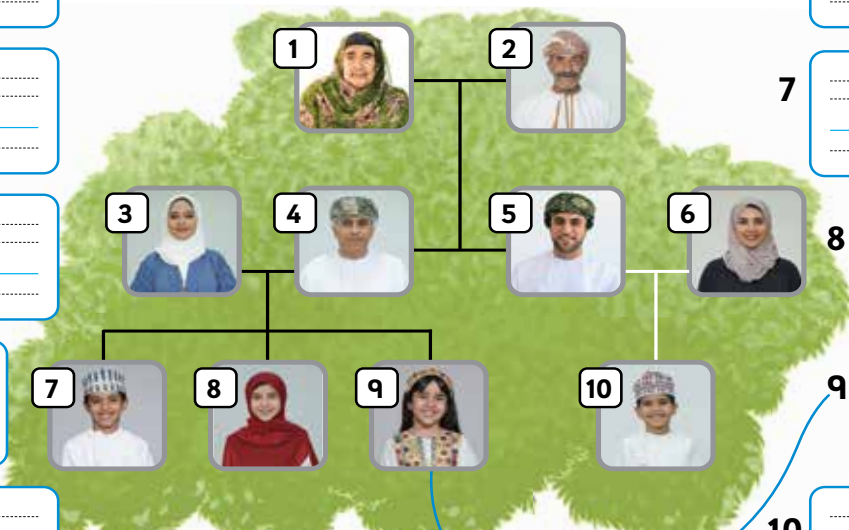
2 How many balls can you see?

3 What colour is the big bag?

It's _____.

2 Look, write and match.

~~me~~ grandma mum dad aunt uncle
brother sister cousin grandad



1 _____

2 _____

3 _____

4 _____

5 _____

6 _____

7 _____

8 _____


9 me

10 _____

3  Listen and number.



4 Look and match.



This is my brother.

This is my grandma.

This is my mum.

This is my uncle.



1 **After you read** Remember the story. Read, write and match.


mum ~~baby~~ cousin dad uncle

1 It's my baby cousin.

a



b



2 This is my _____ and _____.

3 This is my _____, Ted.

c



d



4 Oh! It's my _____!

2 **Values** Draw and write.

grandma
grandad mother
father aunt uncle
sister brother
cousin

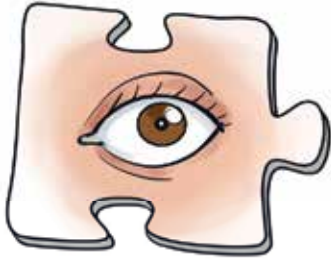
This is me and my _____

3 **Look and colour.**

The game



1 Find, circle and write.



1 eye

b	c	e	a	r	o	m	l
t	s	b	v	h	a	i	r
n	o	s	e	m	g	h	l
o	m	o	u	t	h	p	r
f	l	g	e	y	e	m	h



5 _____



2 _____



3 _____



4 _____

2 Read and tick (✓).

1 This is my **sister** **brother** .

2 She's got a **big** **small** mouth.

3 She's got **brown** **black** hair.

4 She's got **green** **blue** eyes.



1 Read and tick (✓).

This is my sister, Ana.
 She's got black hair.
 She's got a big mouth.
 She's got blue eyes.
 She's got a small nose.
 She's got big ears.



2 Choose and draw. Then circle and write.

mum dad brother
 sister grandad grandma
 uncle aunt cousin

Who's this?


It's my _____.

His / Her name's _____.

He's got / She's got _____

hair and _____ eyes.

He's got / She's got a _____ nose.





1 Read and match.

cake

picture

black hair

a happy smile



2 After you read Read and circle.

- 1 My name's Eman / Zahra.
- 2 It's my **brother's** / **sister's** birthday today.
- 3 He's **10** / **7** today.
- 4 He's got **black** / **brown** hair.
- 5 He's got a happy **cake** / **smile**.



1 Write and match.

1 ousin

3 unt

5 rother

2 ncle

4 randad



2 Write, draw and colour. Then act out.

grandma

sister

friend

mum

dad

Hi, _____.

This is my _____.

His / Her name's _____.

Hello, _____.

Nice to meet you.


Hi, _____.


Nice to meet you, too.


My _____


1 Look and write.

grandma brother ~~mum~~ sister

1  It's my mum.

2  It's my _____.


3  It's my _____.


4  It's my _____.

2 Read, write and colour.

He's got She's got


~~cousin~~ aunt

1  This is my cousin.
 _____ red hair and blue eyes.

2  This is my _____.
 _____ fair hair and brown eyes.











3  Read, write and draw.

This is my _____.
 _____ got _____ hair.
 _____ got _____ eyes.



1 Read, find and write.

Who's this?

				
mum	dad	brother	sister	grandma
				
grandad	aunt	uncle	cousin	baby cousin

1 She's got brown hair and big eyes.

It's my mum.

2 He's got big, blue eyes and a small mouth.

It's my _____.

3 She's got small, brown eyes and no hair.

It's my _____.

4 He's got green eyes and a big nose.

It's my _____.

5 She's got red hair and a small mouth.


It's my _____.

6 He's got small eyes and a big mouth.

It's my _____.

Pre A1 Starters Listening Part 4

1   4.17 Listen and colour.

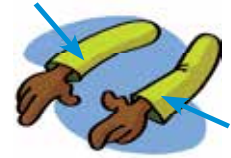


Language booster 2

1 Find and circle.



s	f	e	e	t	h	h
h	o	l	e	g	s	e
a	r	m	s	w	q	a
n	f	s	t	z	d	d
d	y	k	b	o	t	k
f	i	n	g	e	r	s



2 Draw one of your family members. Then count, write and circle.

1 This is my _____.

2 He / She has _____ arms / legs.

3 He / She has _____ fingers / feet and one _____.

3 Re-order the sentences. Write.

1 are There legs three

.....

2 heads aren't There two


.....

3 there Is head one ?

.....

4 ten there Are fingers ?

.....



4 Read and order the dialogue.

Yes, there are! Are there nine fingers?

Look at the robot!

No, there aren't! There are ten fingers.

It's very scary! Are there three legs?



Picture dictionary



one



red



two



yellow



three



blue



four



green



five



black



six



purple



seven



orange



eight



brown



nine



pink



ten



white



car



teddy



plane



dinosaur



puzzle



slide



yo-yo



bike



building set



scooter



doll



kite



action figure



ball




robot



swing



bag



eraser



book



scissors



pencil case



shelf



pen



computer



pencil



cupboard



crayon



desk



ruler



chair



sharpener



table



head



feet



face



toes



tummy



move



arms



bend



hands



stretch



fingers



touch



legs



stamp



knees



clap

4

Family and face

me grandma mum cousin aunt
brother dad sister uncle grandad



.....
.....



.....
.....



.....
.....



.....
.....



.....
.....



.....
.....



.....
.....



.....
.....



.....
.....



.....
.....

fair hair mouth eyes ears
nose brown red black



.....
.....

.....



.....
.....

.....



.....
.....

.....



.....
.....

.....



.....
.....

.....



.....
.....

.....



.....
.....

.....



.....
.....

.....



.....
.....

.....

Original edition © Pearson Education Limited 2020

This customised edition published by Omani Ministry of Education © 2024
Published by arrangement with Pearson Education Limited and York Press Limited

'Pearson', 'GSE', 'Team Together' and associated logos and designs are trademarks of Pearson and the Omani Ministry of Education.

The series has been customised by the Ministry of Education, Oman, based on the contract between the Ministry of Education and York Press Limited.

All rights reserved; no part of this customised publication may be reproduced, stored in a retrieval system, or transmitted in any form or by any means, electronic, mechanical, photocopying, recording, or otherwise without the prior written permission of the Omani Ministry of Education.

First Published 2022

ISBN:

رقم الإيداع : ٥٣٧٠ / ٢٠٢٢ م

LEARN Together
SUCCEED Together

TEAM Together OMAN



Team Together Oman is a four-level primary English course that develops language alongside future skills. Pupils are challenged to communicate creatively in authentic contexts, think critically and work together to get results. **Team Together Oman** sets out a clear path for progress and prepares children for success in external examinations including PTE Young Learners and Cambridge English Qualifications.

Grade 2A

For pupils

- Class Book with Digital Resources
- Activity Book
- Sounds and Spelling Book
- Audio
- Videos and animations

For teachers

- Teacher's Book with Digital Resources
- Flashcards
- Word Cards
- Story Cards
- Posters
- Phonics Cards
- Phonics Blending Cards
- Phonics Story Cards
- Photocopiable quizzes and worksheets
- Audio
- Videos and animations

English Benchmark for Young Learners (EBYL) and **Team Together Oman** make the perfect partners for your language and assessment needs

GSE	10	20	30	40	50	60	70	80	90	
Grade 4										
Grade 3										
Grade 2										
Grade 1										
CEFR	<A1	A1	A2	A2+	B1	B1+	B2	B2+	C1	C2
	PTE YL		EBYL		Cambridge English Qualifications					
Grade 1					Pre A1 Starters					
Grade 2	Firstwords		Level 1		Pre A1 Starters					
Grade 3	Springboard		Level 2		Pre A1 Starters					
Grade 4	Quickmarch		Level 3		A1 Movers					

www.moe.gov.om

Team Together Oman
Activity Book
Grade 2A
First Edition

Learn more about the Global Scale of English at pearsonenglish.com/gse