



نتقدم بثقة  
Moving Forward  
with Confidence

SULTANATE OF OMAN  
MINISTRY OF EDUCATION

# TEAM Together OMAN 3A

## Activity Book




First Edition  
2024





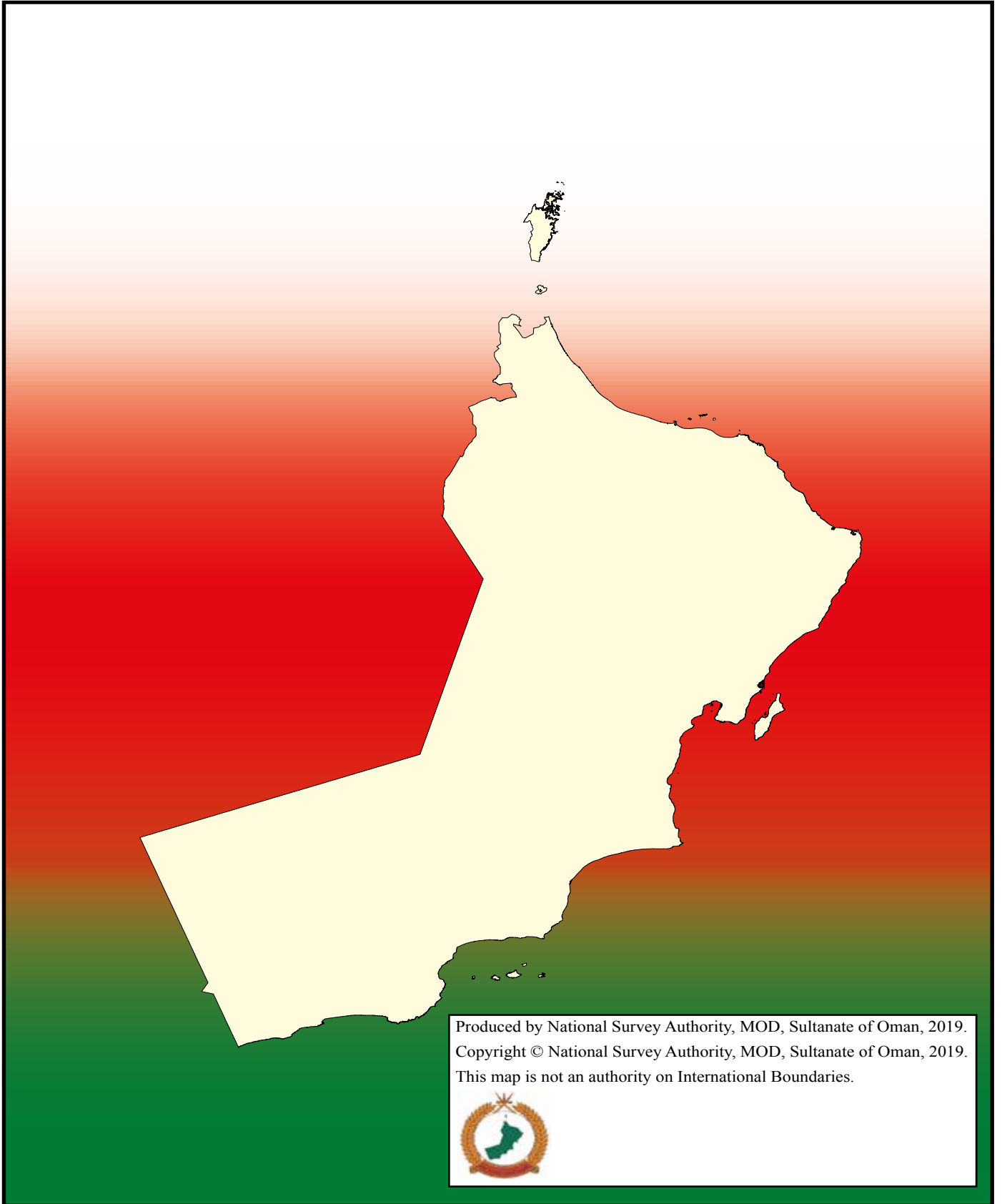
**His Majesty  
Sultan Haitham Bin Tarik**



**The Late Sultan  
Qaboos Bin Said**



# Sultanate of Oman



Produced by National Survey Authority, MOD, Sultanate of Oman, 2019.  
Copyright © National Survey Authority, MOD, Sultanate of Oman, 2019.  
This map is not an authority on International Boundaries.



## **Praise be to Allah and Peace be upon His Messenger, Mohammed**

Education is key for personal development, and it provides a wealth of opportunities in life. The commitment and efforts we put into education are some of the most fundamental investments we can make towards securing the future wellbeing of Oman and its citizens.

Our education system has been the bedrock of our development. It has provided this generation and those before it with the skills and knowledge that have driven the country's growth and, with it, our prosperity. But to meet our high aspirations as expressed in Oman's Vision 2040 amidst an increasingly competitive global environment, we cannot stand still.

To compete with the best in the world, our education system must develop young Omanis who are knowledgeable, think critically and creatively, have leadership skills and are able to communicate effectively in English with the rest of the world. Just as importantly, our students must be instilled with values, ethics and a sense of citizenship that will empower them to make the right choices for themselves, their families and the country.

Given Oman's historical and geographical profile, mastering English as a second language is an absolute necessity for all our students. It is the language of international communication and is also the main language for studying other subjects all over the world. Therefore, the Ministry took the decision to adopt and customise an international series called 'Team Together' that is benchmarked to the Global Scale of English (GSE) and the Common European Framework of Reference for Languages (CEFR), both of which are internationally recognised standards for describing language ability.

This series is based on the most cutting-edge research on teaching and learning. It will embed and develop Future Skills such as critical and creative thinking, as well as encourage holistic, well-rounded personal growth. This series will prepare our children to meet the challenges of a pluralistic society that welcomes diversity, a knowledge-based job market that is constantly evolving, and economic globalisation.


Finally, I hope that you find this book useful and enjoyable, and use it in your everyday lives, as this will enable us all to contribute to the success of our beloved country – the Sultanate of Oman – as led by the inspiration and wisdom of His Majesty, Sultan Haitham Bin Tarik.

I would like to take this opportunity to wish you every success in life.

**Dr. Madiha bint Ahmed Al-Shaibani**

Minister of Education

Sultanate of Oman



Dear children,

We are all very excited to help you to continue your learning journey with English!

Your Semester 1 books are a Class Book and an Activity Book. Remember to look after your books and to bring them with you to class every day.

All of your books have lots of fun activities to help you to learn English. Your Class Book has stories, songs, projects and games. Your Activity Book has lots of fun tasks to do in class.

There are also cut-outs and stickers at the end of the Class Book. What fun!

Have a really interesting semester and we look forward to writing to you again in Semester 2!



**Name:** \_\_\_\_\_

**Class:** \_\_\_\_\_







SULTANATE OF OMAN  
MINISTRY OF EDUCATION

# TEAM Together OMAN 3A

Activity Book



## Contents


<b>Welcome</b> Back to school .....	8
<b>1</b> It's a happy day! .....	14
<b>2</b> Let's dress up! .....	26
<b>Atomic's Learning Club</b>	
Language booster 1 .....	38
<b>3</b> Hobbies .....	40
<b>4</b> I want to be a doctor! .....	52
<b>Atomic's Learning Club</b>	
Language booster 2 .....	64
<b>Dictation</b> .....	66
<b>Picture dictionary</b> .....	67




Welcome

# Back to school

## 1 Read and circle.




1 Take out your pencil.




2 Hold up your drawing.




3 Tidy up.



4 Put up your hand.



5 Put away your pencil.



6 Put down your hand.

## 2 Look and write.

Hold up

Put away

Put up

~~Tidy up~~



1 Tidy up.



2 \_\_\_\_\_  
your hand.



3 \_\_\_\_\_  
your pencil.



4 \_\_\_\_\_  
your drawing.



3 Look and write.

Ask    Go    Hand out    Pay    ~~Turn off~~    Turn on



1 Turn off  
the AC.



2 \_\_\_\_\_  
a question.



3 \_\_\_\_\_  
the books.



4 \_\_\_\_\_  
the AC.



5 \_\_\_\_\_  
to the board.



6 \_\_\_\_\_  
attention.

4 Order and number.

- 1 question. / a / Ask
- 2 board. / Go / the / to
- 3 AC. / off / Turn / the
- 4 books. / Hand / the / out

Ask a question.

\_\_\_\_\_

\_\_\_\_\_

\_\_\_\_\_



# Back to school

## 1 Look and write.

Lily

Jack


Fatma

~~Sami~~

Polly

Atomic

Sami



2 Look and write. Then listen, sing and check.

Pp Dd Xx Ll Tt Hh

Aa Bb Cc Dd Ee Ff Gg      Ii

Jj Kk      Mm Nn Oo      Qq

Rr Ss      Uu Vv Ww      Yy Zz

3 Listen and write.

1



R a w a n

2



A \_\_\_\_\_

3



Z \_\_\_\_\_

4



H \_\_\_\_\_

4 Listen and write.

1



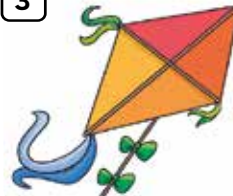
p e n

2



\_\_\_\_\_

3




\_\_\_\_\_

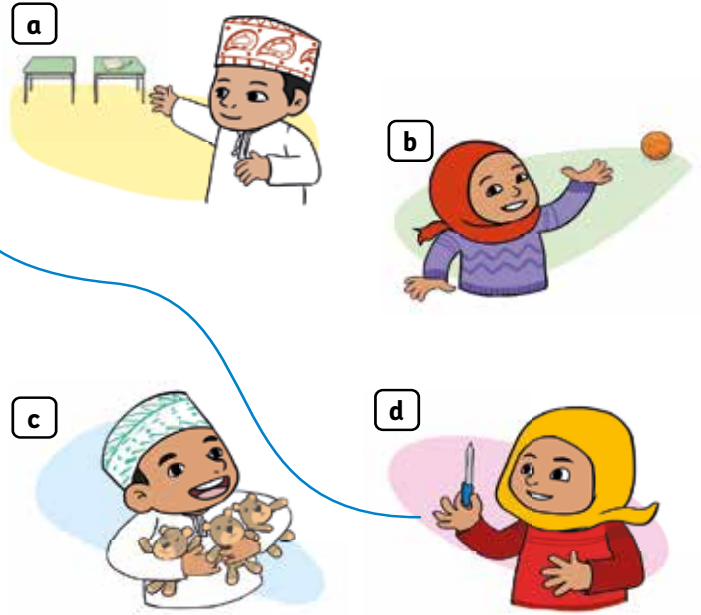
4



\_\_\_\_\_

**1**  Listen, circle and match.

- 1 **This is** These are a pen.
- 2 These are **Those are** desks.
- 3 **This is** That is a ball.
- 4 **These are** That is teddies.



**2** Look and write.

This is      That is      These are      Those are



1 These are  
erasers.



2 \_\_\_\_\_  
bikes.



3 \_\_\_\_\_  
books.



4 \_\_\_\_\_  
a bag.



5 \_\_\_\_\_  
kites.

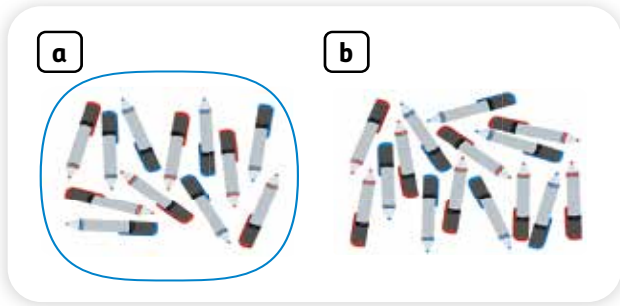


6 \_\_\_\_\_  
a scooter.

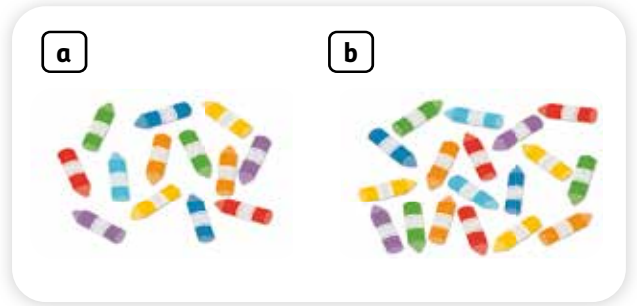
1 Listen and write. Then count and circle.

eighteen    fourteen    ~~twelve~~    sixteen

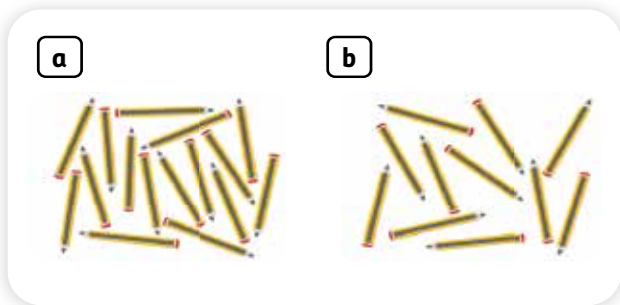
1 twelve



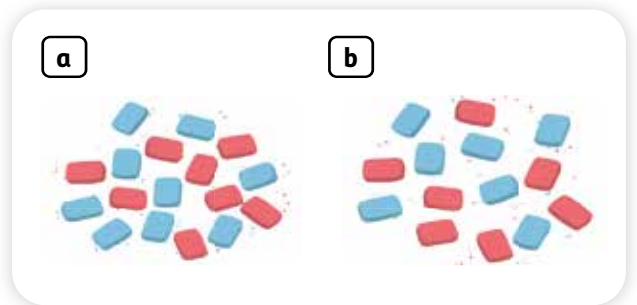
2 \_\_\_\_\_



3 \_\_\_\_\_



4 \_\_\_\_\_



2 Count and write.

eleven    seventeen    fifteen    ~~twenty~~



1 twenty    2 \_\_\_\_\_

3 \_\_\_\_\_

4 \_\_\_\_\_

# 1

## It's a happy day!

1  Look at the Class Book page 16. Read and write.

1 Who's got water? \_\_\_\_\_

2 Where's Atomic? \_\_\_\_\_

3 What colour is the slide? \_\_\_\_\_

2 Look and write.

get up    have breakfast    pray    do homework    have dinner  
~~go to bed~~    play    go to school    have lunch    have art lessons



go to bed





3 Follow and circle.

1 We I



play don'tplay  
basketball.

2 I We



have don'thave  
lunch.

3 We I




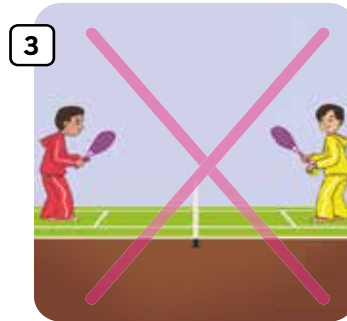

have don'thave  
art lessons.

4 We I



go don'tgo  
to school.

4 Order and write.



1 have / breakfast. / We

2 go / I / school. / to

3 don't / We / tennis. / play

4 have / don't / dinner. / I

We have breakfast.

---



---



---



---

**1** After you read Remember the story. Read and circle.

- |   |                                       |                             |
|---|---------------------------------------|-----------------------------|
| 1 Lily, Fatma, Sami and Jack go to school today.    | <input checked="" type="radio"/> True | <input type="radio"/> False |
| 2 They don't have art lessons.                      | <input type="radio"/> True            | <input type="radio"/> False |
| 3 Jack and Sami have tennis lessons in the morning. | <input type="radio"/> True            | <input type="radio"/> False |
| 4 Atomic and Polly are on the table.                | <input type="radio"/> True            | <input type="radio"/> False |
| 5 Blue and yellow make green.                       | <input type="radio"/> True            | <input type="radio"/> False |
| 6 They paint Atomic.                                | <input type="radio"/> True            | <input type="radio"/> False |

**2**  Values Look and tick (✓) or cross (X).



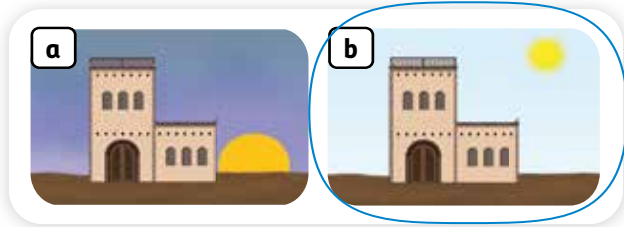
**3**  Look and colour.

**Atomic is colourful!**




1 Read and circle.


1 in the afternoon




2 in the morning



3 at night



4 in the evening



2 Look, read and write.

in the morning    in the afternoon    in the evening    ~~at night~~



1 When do you go to bed?

We go to bed at night.



2 When do you have art lessons?

\_\_\_\_\_

\_\_\_\_\_



3 When do you go to school?

\_\_\_\_\_

\_\_\_\_\_



4 When do you do homework?

\_\_\_\_\_

\_\_\_\_\_

1 Read and write.

## Jasim and Yasir's day



We're Jasim and Yasir. We're brothers.  
 We have art lessons at school in the morning.  
 We have lunch in the afternoon.  
 We don't play in the afternoon. We do homework.  
 We have dinner in the evening.  
 We play in the evening, too.  
 We go to bed at night.

1 When do you have art lessons?  
in the morning.



We have art lessons

2 When do you do homework? \_\_\_\_\_

3 When do you play? \_\_\_\_\_

4 When do you go to bed? \_\_\_\_\_


2 Write and draw.

1 I \_\_\_\_\_  
 in the \_\_\_\_\_

2 I \_\_\_\_\_  
 in the \_\_\_\_\_

3 I \_\_\_\_\_  
 in the \_\_\_\_\_

4 I \_\_\_\_\_  
 at \_\_\_\_\_

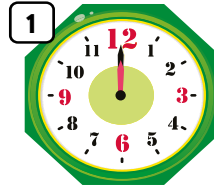




**1 Look and write.**

past    quarter    quarter    six    to    ~~twelve~~

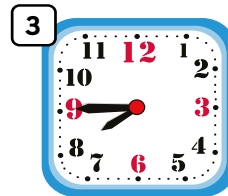
1 It's twelve o'clock.



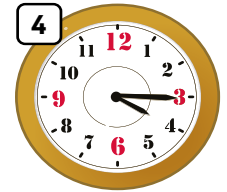
2 It's half past \_\_\_\_\_.



3 It's quarter \_\_\_\_\_ eight.



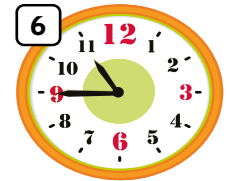
4 It's \_\_\_\_\_ past four.



5 It's half \_\_\_\_\_ one.



6 It's \_\_\_\_\_ to eleven.



**2 Listen and write.**

seven    dinner    ~~time~~    no

What time is it?

It's \_\_\_\_\_ o'clock.

Oh, \_\_\_\_\_!

What's wrong?

It's time for \_\_\_\_\_.

Let's hurry!



Tricky word

go

1  Look, listen and repeat. Read and write.

When do you go to the shop?



I \_\_\_\_\_ to the shop on Mondays.

2 Read and write. Then match.

1 I go home at two o'clock.

2 I \_\_\_\_\_ to bed at eight o'clock.



3 Point to the pictures in Activity 2. Ask and answer.

When do you go home?

I go home at two o'clock.

4  Listen, read and write.

Where do you go on Saturdays?



We go to the shop. Look!



1 It's a \_\_\_\_\_. 2 It's a \_\_\_\_\_. 3 It's a \_\_\_\_\_. 4 It's a \_\_\_\_\_.

1 Read and write.

Yousuf ~~have breakfast~~ go to school do homework play afternoon

My name is Basim.

I have breakfast in the morning.

Then I \_\_\_\_\_


I go home in the \_\_\_\_\_

This is my friend, \_\_\_\_\_

We don't \_\_\_\_\_

in the evening.

We \_\_\_\_\_ . It's fun.



2 Write and draw.

My name is \_\_\_\_\_

I \_\_\_\_\_ in the \_\_\_\_\_

Then I \_\_\_\_\_


I \_\_\_\_\_ in the \_\_\_\_\_

This is my friend, \_\_\_\_\_

We don't \_\_\_\_\_

in the \_\_\_\_\_

We \_\_\_\_\_ . It's fun.





1 Look, read and number.



a We get up.

4

b I don't have art lessons.

c I have breakfast.

d We do homework.

2 Read and write.

in the morning

in the afternoon

~~at night~~



1 When do you go to bed?

We go to bed at night.

2 When do you go to school?

3 When do you play?

3 Listen and spell.



\_\_\_\_\_

\_\_\_\_\_

\_\_\_\_\_

\_\_\_\_\_

## Pre A1 Starters Listening Part 3

1   1.25 Listen and tick (✓) the box.

1 When do you have art lessons?



A



B



C

2 When do you do homework?



A



B



C

3 When do you play?



A



B



C

**1 Read and complete.**

- 1 I do my h\_\_\_\_\_ in the afternoon.
- 2 I like painting in a\_\_\_\_\_ l\_\_\_\_\_.
- 3 At half past six in the evening, we h\_\_\_\_\_ d\_\_\_\_\_.
- 4 I have l\_\_\_\_\_ at two o'clock.
- 5 After I get up, I have b\_\_\_\_\_.
- 6 At eight o'clock in the evening, I g\_\_\_\_\_ t\_\_\_\_\_ b\_\_\_\_\_.
- 7 On Monday afternoon, we play t\_\_\_\_\_ in the park.
- 8 After I get up, I p\_\_\_\_\_.

**2 Solve the code. Write.**

- 2 = \_\_\_\_\_
- 3 = \_\_\_\_\_
- 4 = \_\_\_\_\_
- 5 = \_\_\_\_\_
- 6 = \_\_\_\_\_

Wh5t t2m4 d6 y63 h5ve d2nn4r?  
2 h5v4 d2nn4r 5t s4v4n 6'cl6ck.

**3 Write a question and answer using the code.**

---



---

**4 Write a new code. Give it to your partner to solve.**

---



---

# 2

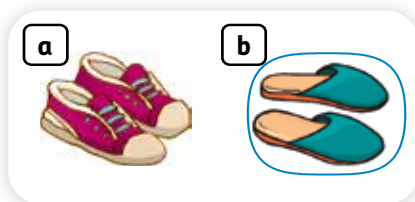
## Let's dress up!

1  Look at the Class Book page 36. Read and write.

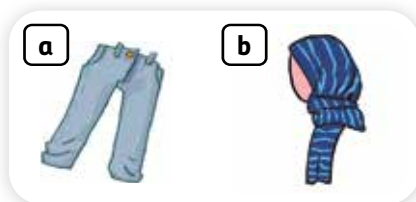
- 1 Who's wearing blue trainers? \_\_\_\_\_
- 2 How many coats can you see? \_\_\_\_\_
- 3 What colour is Lily's dress? \_\_\_\_\_

2  <sup>2.6</sup> Listen, circle and write.

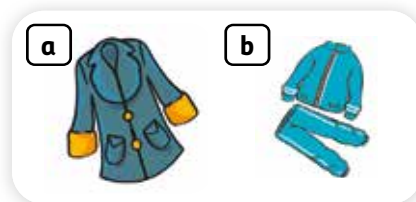
~~slippers~~ coat trainers baseball cap jumper jeans hijab shirt  
tracksuit pyjamas



1 slippers



2 \_\_\_\_\_



3 \_\_\_\_\_



4 \_\_\_\_\_



5 \_\_\_\_\_



6 \_\_\_\_\_



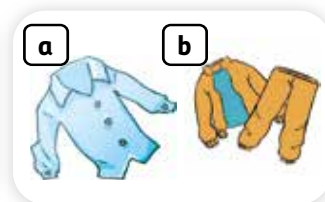
7 \_\_\_\_\_



8 \_\_\_\_\_

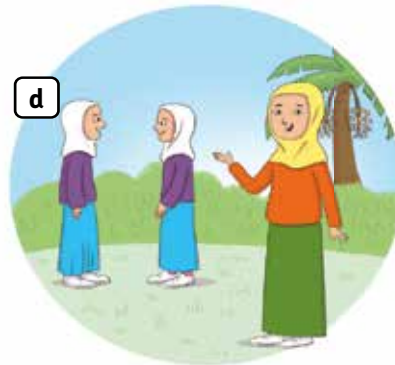


9 \_\_\_\_\_



10 \_\_\_\_\_

3 Look, read and match.



- 1 They're wearing red pyjamas.
- 2 You're wearing blue baseball caps.
- 3 We're wearing green tracksuits.
- 4 They're wearing purple shirts.

4 Look and write.

They're You're We're


trainers ~~hijabs~~ baseball caps coats

1 We're wearing hijabs.

2 \_\_\_\_\_ wearing \_\_\_\_\_

3 \_\_\_\_\_ wearing \_\_\_\_\_

4 \_\_\_\_\_ wearing \_\_\_\_\_



**1** After you read Remember the story. Read and match.

- |   |                                     |   |                           |
|---|-------------------------------------|---|---------------------------|
| 1 | When is the school show?            | a | They're yellow and green. |
| 2 | What colour is Lily's dress?        | b | It's at 3 o'clock.        |
| 3 | Are the jeans and shirts too small? | c | Yes, they are.            |
| 4 | Are Jack and Sami wearing trainers? | d | It's purple.              |
| 5 | What colour are Jack's pyjamas?     | e | No, they aren't.          |

**2**  Values Look and write Yes or No.




\_\_\_\_\_

\_\_\_\_\_

\_\_\_\_\_

**3**  Look and colour.



1 Look and write.

~~backpack~~ phone keys computer handbag glasses

1 b a c k p a c k

→ Across

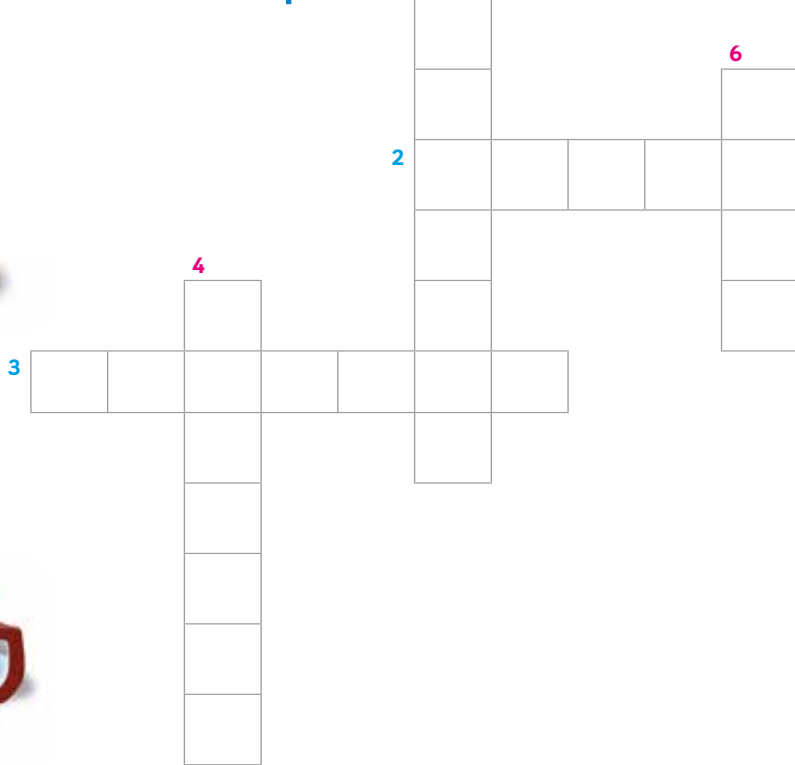
1



2



3



↓ Down

4



5



6



2 Look, write and colour.

our their your




1 Read and look. Write Yes or No.

**A birthday party**

It's our birthday today. We're in the park with our family. It's hot and sunny. We're wearing dishdashas, hats and sandals.

Our mum and our sister are wearing hijabs, shoes and dresses. Their hijabs are blue. Our dad is wearing a dishdasha, a hat and sandals, too. His dishdasha is white. His hat is blue and his sandals are brown. We can see our cake and our presents. Birthdays are fun!



1 He's wearing a baseball cap.

No

3 She's wearing white shorts.

\_\_\_\_\_

5 Their hijabs are blue.

\_\_\_\_\_

2 They're wearing hats.

\_\_\_\_\_

4 They're wearing blue pyjamas.

\_\_\_\_\_

6 She's wearing a green hijab.

\_\_\_\_\_

2 Write and draw.

I'm wearing a \_\_\_\_\_


and \_\_\_\_\_

My \_\_\_\_\_

is \_\_\_\_\_

My \_\_\_\_\_

are \_\_\_\_\_





1 Look and circle.

1



Eidiya slippers

2



fruit sweets

3



presents slippers

4



traditional clothes hijab

2 After you read Read and write.

celebrate food ~~special~~ sweets traditional

- 1 Eid Al-Fitr is a special day in Oman.
- 2 People \_\_\_\_\_ for the first three days of Shawwal.
- 3 Families eat special \_\_\_\_\_
- 4 Families give presents, \_\_\_\_\_ and *Eidiya* to their children.
- 5 Some children wear \_\_\_\_\_ clothes.



1 Read and order.

- It's 5 OMR.
- Excuse me.
- Thank you.
- Yes, can I help you?
- Here you are.
- How much is this jumper?



2  Listen and circle.



- Excuse Help me.
- Yes, do can I help you?
- How much is that backpack handbag?
- It's 2 10 OMR.
- Here Have you are.
- Thank Please you.



Tricky words  
our your their

1 Listen and read. Act.

1 This is **our** picture.

2 This is **your** picture.

3 This is **their** picture.



2 Look, read and write. Listen and check.

Our

Your

Their



1 \_\_\_\_\_ ears are red.

2 \_\_\_\_\_ mixture is green.

3 \_\_\_\_\_ picture is good.

3 Look, read and write. Then find and circle.

1 Where are their \_\_\_\_\_?



2 Where is your \_\_\_\_\_?




3 Where is our \_\_\_\_\_?



1 Read and write.

Ali	jeans	<del>Qais</del>	shirt	<del>glasses</del>
Our	shirt	green	yellow	glasses



I'm Qais.

I'm wearing glasses.

My \_\_\_\_\_ are \_\_\_\_\_

This is my friend, \_\_\_\_\_

He's wearing a \_\_\_\_\_

His \_\_\_\_\_

is \_\_\_\_\_

We're wearing \_\_\_\_\_

\_\_\_\_\_ jeans are blue.

2 Write and draw.

I'm \_\_\_\_\_

I'm wearing \_\_\_\_\_

My \_\_\_\_\_ are \_\_\_\_\_

This is my friend, \_\_\_\_\_


\_\_\_\_\_ wearing a \_\_\_\_\_

\_\_\_\_\_ is \_\_\_\_\_

We're wearing \_\_\_\_\_

\_\_\_\_\_ are \_\_\_\_\_

\_\_\_\_\_



1 Look, read and circle. Then colour.

1



2



3



4



1 We're You're They're wearing green dresses, blue socks and black trainers.

2 We're You're They're wearing grey jeans, a yellow coat and a brown baseball cap.

3 We're You're They're wearing red pyjamas.

4 We're You're They're wearing purple sandals and orange baseball caps.

2 Order and write.

1 glasses / Their / blue. / are

          Their glasses are blue.          

2 keys / Their / yellow. / are

\_\_\_\_\_

3 are / backpacks / Our / green.

\_\_\_\_\_

4 red. / handbag / Your / is

\_\_\_\_\_

1



2



3



4



3 Listen and spell.

1



c o a t

2



\_\_\_\_\_

3



\_\_\_\_\_

4



\_\_\_\_\_

# Get ready for...

## Starters Listening Part 1

1   2.25 Listen and draw lines.

Rawan

Hamzah

Ruba



Zaid

Sara

Marwa

1 Look and circle the words.

jeans pyjamas trainers baseball cap shirt hijab  
 tracksuit slippers jumper coat glasses  
 keys handbag backpack phone computer

c	a	p	t	h	a	n	d	b	a	g	e	r
p	l	y	r	j	u	m	p	e	r	g	h	o
h	i	j	a	b	r	y	s	e	i	f	t	p
m	c	a	c	t	e	p	h	o	n	e	d	w
w	h	m	k	i	b	a	c	k	p	a	c	k
b	k	a	s	m	p	e	c	o	a	t	g	d
m	l	s	u	q	s	j	e	a	n	s	l	c
t	r	a	i	n	e	r	s	v	u	h	a	j
q	u	g	t	r	x	w	f	a	e	i	s	t
a	b	n	z	s	l	i	p	p	e	r	s	y
k	e	y	s	v	c	o	m	p	u	t	e	r
b	a	s	e	b	a	l	l	c	a	p	s	o

2 Find and circle five differences. Then write.




In picture A, they're wearing red jackets.

In picture B, \_\_\_\_\_

\_\_\_\_\_

# Language booster 1

1 Look and complete.



2 Match the numbers.

67

48

26

99

82

35

thirty-

sixty-

twenty-

forty-

ninety-

eighty-

six

two

nine

five

seven

eight

3 Count, circle and write.

fifty

thirty

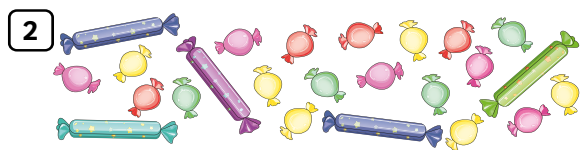
~~twenty-one~~

twenty-four




21 31

twenty-one



14 24



30 40



20 50



4 Write the numbers in words.

1 **45** forty-five

2 **12** \_\_\_\_\_

3 **29** \_\_\_\_\_

4 **63** \_\_\_\_\_

5 **100** \_\_\_\_\_

6 **77** \_\_\_\_\_

5 Write the missing numbers in words. Then write your own sequence.

1 thirty forty fifty sixty

2 twenty-two twenty-four \_\_\_\_\_ twenty-eight

3 ten \_\_\_\_\_ twenty twenty-five

4 \_\_\_\_\_ eighty-eight eighty-seven eighty-six

5 forty-seven fifty \_\_\_\_\_ fifty-six

6 \_\_\_\_\_ \_\_\_\_\_ \_\_\_\_\_ \_\_\_\_\_

# 3

# Hobbies

1  Look at the Class Book page 60. Read and write.

1 Who's wearing red trainers? \_\_\_\_\_

2 Who's wearing a dress? \_\_\_\_\_

3 How many baseball caps can you see? \_\_\_\_\_

2 Look, read and circle.

1



ride a bike

play video games

2



do karate

play tennis

3



skateboard

listen to music

4



watch TV

roller-skate

5



do karate

skateboard

6



ride a bike

read books

7



play basketball

play tennis

8



roller-skate

skateboard

9



play tennis

listen to music


10




watch TV

play video games

3 Look, read and match.



- 1 She listens to music.
- 2 He doesn't do karate.
- 3 She doesn't watch TV.
- 4 He rides a bike.



4 <sup>3.6</sup> Listen, number and write.

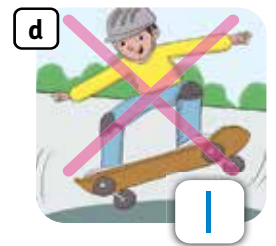


~~doesn't skateboard~~      doesn't play tennis  
reads books      plays basketball

1 He doesn't skateboard.

2 She \_\_\_\_\_

3 She \_\_\_\_\_

4 He \_\_\_\_\_



1 After you read Remember the story. Read and circle.



- 1 Fatma roller-skates doesn't roller-skate at 9 o'clock.
- 2 Fatma skateboards doesn't skateboard at 10 o'clock.
- 3 Polly can can't sing.
- 4 Fatma plays doesn't play tennis at 11 o'clock.
- 5 Atomic sees doesn't see the fish on TV.
- 6 The children have don't have lunch under a tree.



2  Values Look and tick (✓) or cross (X).



3  Look and colour.



1 Look and write.

~~Monday~~ the weekend Tuesday Saturday

1	6 Sunday	2	20 Thursday	3	3 Monday	4	14 Friday
	7 Monday		21 Friday		4		15 Saturday
	8 Tuesday		22		5 Wednesday		=

2 Look, read and write.

Yes No does doesn't

1 Tuesday 2 Wednesday 3 Weekend 4 Sunday 5 Thursday 6 Monday



1 Does he ride a bike on Tuesdays?  
Yes, he does.

2 Does she roller-skate on Wednesdays?  
\_\_\_\_\_, she \_\_\_\_\_

3 Does he ride a bike at the weekend?  
\_\_\_\_\_, he \_\_\_\_\_

4 Does he play video games on Sundays?  
\_\_\_\_\_, he \_\_\_\_\_

5 Does she listen to music on Thursdays?  
\_\_\_\_\_, she \_\_\_\_\_

6 Does he read books on Mondays?  
\_\_\_\_\_, he \_\_\_\_\_

1 Read and circle.

**Adam and Bayan's week**

Adam and Bayan do a lot of things!  
 Adam plays tennis on Mondays.  
 He doesn't play basketball.  
 He plays basketball at the weekend.  
 Bayan skateboards on Tuesdays.  
 She doesn't roller-skatte.  
 She roller-skates on Thursdays.



- 1 Does Adam play tennis on Mondays?
- 2 Does Adam play basketball at the weekend?
- 3 Does Bayan roller-skate on Tuesdays?
- 4 Does Bayan skateboard on Tuesdays?

Yes, he does. No, he doesn't.

Yes, he does. No, he doesn't.

Yes, she does. No, she doesn't.

Yes, she does. No, she doesn't.

2 Write, circle and draw.

I \_\_\_\_\_  
 on at \_\_\_\_\_

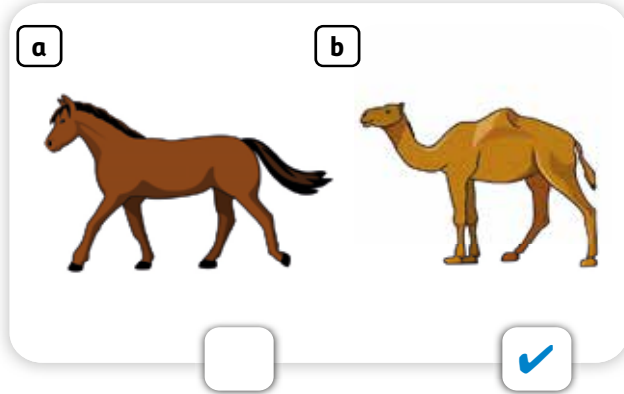
I don't \_\_\_\_\_  
 on at \_\_\_\_\_

I play \_\_\_\_\_  
 on at \_\_\_\_\_




1 Look and tick (✓).

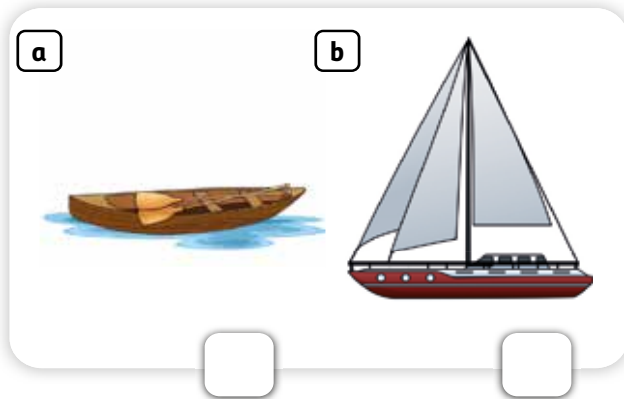
1 camel



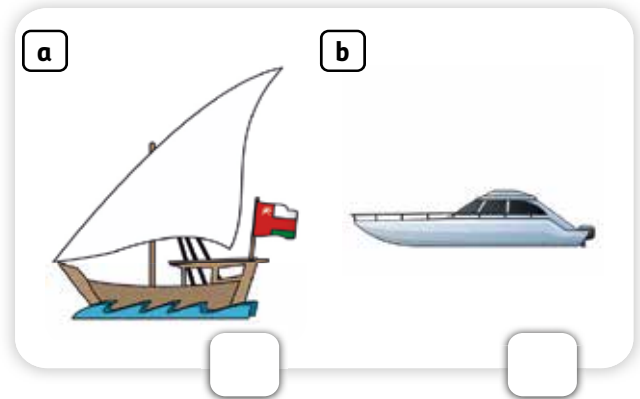
2 racing



3 sailing boat



4 traditional boat



2 After you read Read and correct the words in red.

64 sailing boat ~~traditional~~ watch

- 1 Camel racing is a **new** sport in Oman.
- 2 Camels can run at about **6** kilometres an hour.
- 3 A dhow is a traditional **house**.
- 4 Many people come to **play on** the beautiful boats.

traditional

---



---



---

#### 1 Read and match.

1 always

2 often

3 never

a	Sunday	Monday	Tuesday	Wednesday	Thursday	Friday	Saturday
	✓	✓		✓	✓	✓	

b	Sunday	Monday	Tuesday	Wednesday	Thursday	Friday	Saturday
	✗	✗	✗	✗	✗	✗	✗

c	Sunday	Monday	Tuesday	Wednesday	Thursday	Friday	Saturday
	✓	✓	✓	✓	✓	✓	✓

#### 2 Write, draw and colour. Then act out.

listen to music

play tennis

read a book

watch TV

What do you do on Saturdays?

I always \_\_\_\_\_

I often \_\_\_\_\_

Do you \_\_\_\_\_


No, I never \_\_\_\_\_



Tricky words


do does

1  3.22 Look, listen and repeat. Then tick (✓), ask and answer.



1 Do you ride a bike to school?

Yes, I **do**.  No, I **don't**.



2 Does the boy ride a bike to school?

Yes, he **does**.  No, he **doesn't**.

2  3.23 Look and write. Listen and check.



1 Do you speak English?

Yes, I \_\_\_\_\_



2 \_\_\_\_\_ you think the shark is cute?

No, I \_\_\_\_\_



3 Does he play the flute?


No, he \_\_\_\_\_



4 \_\_\_\_\_ she like cake?

Yes, she \_\_\_\_\_

1 Read and match.



- 1 This is my cousin, Mohammed.
- 2 He doesn't roller-skate on Saturdays. He always skateboards in the morning. He doesn't do karate.
- 3 In the afternoon, he often watches TV. He never goes to school on Saturdays. He likes Saturdays!

2 Write and draw.

This is my \_\_\_\_\_, \_\_\_\_\_  
 \_\_\_\_\_ doesn't \_\_\_\_\_ on Saturdays.  
 \_\_\_\_\_ in the \_\_\_\_\_  
 \_\_\_\_\_ doesn't \_\_\_\_\_  
 In the \_\_\_\_\_, \_\_\_\_\_  
 \_\_\_\_\_ never \_\_\_\_\_  
 \_\_\_\_\_ likes Saturdays!



1 Look and write.

roller-skate      do karate  
~~skateboard~~      read books

→ Across



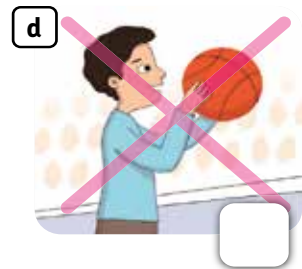

↓ Down



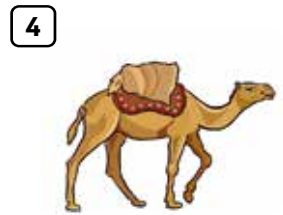
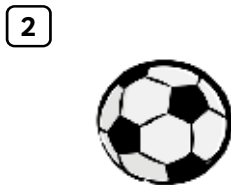
		2								
					3				4	
1	s	k	a	t	e	b	o	a	r	d

2 Look, read and number.

- 1 She often watches TV.
- 2 He never plays tennis.
- 3 Does she listen to music?  
Yes, she does.
- 4 Does he play basketball?  
No, he doesn't.



3 3.25 Listen and spell.



\_\_\_\_\_

\_\_\_\_\_

\_\_\_\_\_

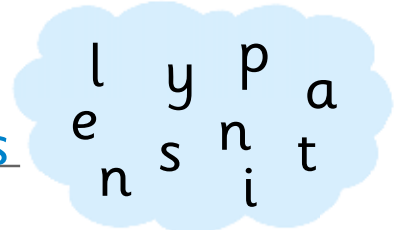
\_\_\_\_\_

## Pre A1 Starters Reading and Writing Part 3


1  Look at the pictures. Say the letters. Write the words.



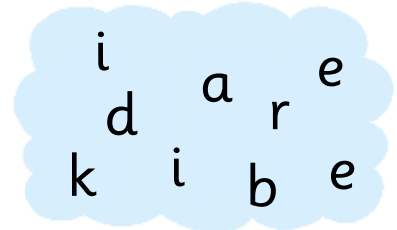
play tennis



-----

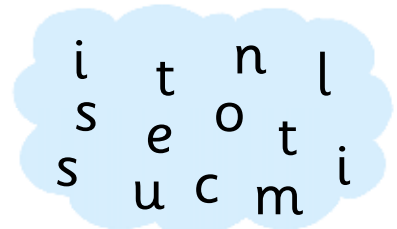


-----

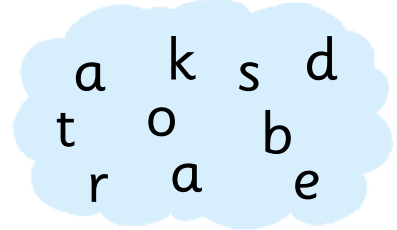


-----

-----

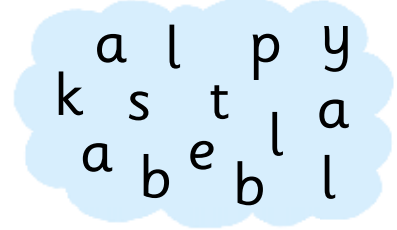


-----



-----

-----



1 Find and circle the days.

mondayfridaysaturdaywednesdaysundaythursday

Which day of the week is missing? \_\_\_\_\_

2 Find and write.

- 1 Faisal never plays basketball on Mondays.
- 2 \_\_\_\_\_
- 3 \_\_\_\_\_
- 4 \_\_\_\_\_
- 5 \_\_\_\_\_
- 6 \_\_\_\_\_
- 7 \_\_\_\_\_

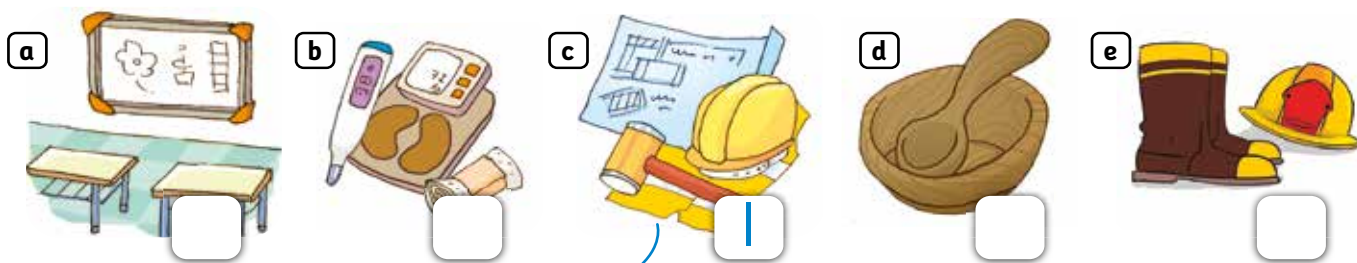
# 4

# I want to be a doctor!

1  Look at the Class Book page 80. Read and write.

- 1 What's Jack wearing? \_\_\_\_\_
- 2 What time is it? \_\_\_\_\_
- 3 How many girls can you see? \_\_\_\_\_

2  <sup>4.6</sup> Listen and number. Then match.



chef

teacher

firefighter

nurse

astronaut

builder

police officer

doctor

artist

pilot



3 Look and circle.

1 I want to be a doctor police officer cook .



2 I want to be a builder artist doctor .



3 I want to be a pilot firefighter chef .




4 I want to be a builder teacher astronaut .



4 Look and write.

doctor pilot ~~firefighter~~ artist astronaut nurse



1 I want to be a firefighter.

2 I want to be a \_\_\_\_\_

3 \_\_\_\_\_ an \_\_\_\_\_

4 \_\_\_\_\_ a \_\_\_\_\_









5 \_\_\_\_\_

6 \_\_\_\_\_

**1** After you read Remember the story. Read and circle.

- |                                     |            |               |
|-------------------------------------|------------|---------------|
| 1 Aseel is Fatma's ____.            | a sister   | b <u>aunt</u> |
| 2 Mr Ibrahim is a ____.             | a chef     | b teacher     |
| 3 Lisa has some ____.               | a medicine | b food        |
| 4 Aunt Aseel is going home by ____. | a car      | b plane       |
| 5 Polly and Atomic want to be ____. | a artists  | b chefs       |

**2**  Values  Listen and tick (✓) or cross (X).

<p>1</p> 	<p>2</p> 	<p>3</p> 	<p>4</p> 
			
<input checked="" type="checkbox"/>	<input type="checkbox"/>	<input type="checkbox"/>	<input type="checkbox"/>

**3**  Look and colour.

**The job fair**











1 Look and write.

underground ~~motorbike~~ train car

1	m	o	t	o	r	b	i	k	e
2									
3									
4									







2 Write.



He goes to work by \_\_\_\_\_.



3 Follow, circle and write.

bus boat ~~train~~ car

1   He She goes to work by train.

2   He She goes to work by \_\_\_\_\_

3   He She goes to work by \_\_\_\_\_

4   He She goes to work by \_\_\_\_\_

1 Read and circle.

**My family**


My family is cool!  
 My grandma is a chef.  
 She goes to work by car.  
 My uncle is an artist.  
 He goes to work by bus.  
 My brother is a firefighter.  
 He goes to work by motorbike.  
 I love my family!



- 1 My grandma is a chef a doctor .  
 She goes to work by car motorbike .
- 2 My uncle is an artist a nurse .  
 He goes to work by motorbike bus .
- 3 My brother is a police officer firefighter .  
 He goes to work by car motorbike .

2 Write, circle and draw.

I want to be a an \_\_\_\_\_  
 My \_\_\_\_\_ is a an \_\_\_\_\_  
 He She \_\_\_\_\_  
 by \_\_\_\_\_



1 Order and write.



u b s r e i r v d

b u s d r i v e r



e u d t s s t n

\_\_\_\_\_



h l s o c o s b u

\_\_\_\_\_



p t o s

\_\_\_\_\_

2 After you read Read and tick (✓).

- 1 Students in the United States don't go to school by school bus.
- 2 School buses in the United States are green.
- 3 Bus drivers drive the school buses.
- 4 Cars don't stop for school buses.
- 5 Students like going to school by bus.

True	False
<input type="checkbox"/>	<input checked="" type="checkbox"/>
<input type="checkbox"/>	<input type="checkbox"/>
<input type="checkbox"/>	<input type="checkbox"/>
<input type="checkbox"/>	<input type="checkbox"/>
<input type="checkbox"/>	<input type="checkbox"/>

1  Listen and match.

Hello, can I speak

Nawal's not here.

This is Manar.

Thanks, Manar.


Nawal can call you later.

My phone number is 12345708.

to Nawal, please?

Who is this?

2 Write. Then act out.



Name: \_\_\_\_\_  
Phone number: \_\_\_\_\_  
\_\_\_\_\_  
\_\_\_\_\_  
\_\_\_\_\_



Who is this?

This is \_\_\_\_\_.

My phone number is \_\_\_\_\_.

Tricky word

want

1  Look, listen and repeat. Write.



What do you want to do?

I \_\_\_\_\_ to go to the beach.

I \_\_\_\_\_ to see the sea.



2 Read and write. Then match.

1 I want to read a book.

2 I \_\_\_\_\_ to make some bread.

3 I \_\_\_\_\_ to get a feather.

4 I \_\_\_\_\_ to see a leaf.



3 What do they want? Read and complete.

1



1 She \_\_\_\_\_ a kite, some bread and a leaf.

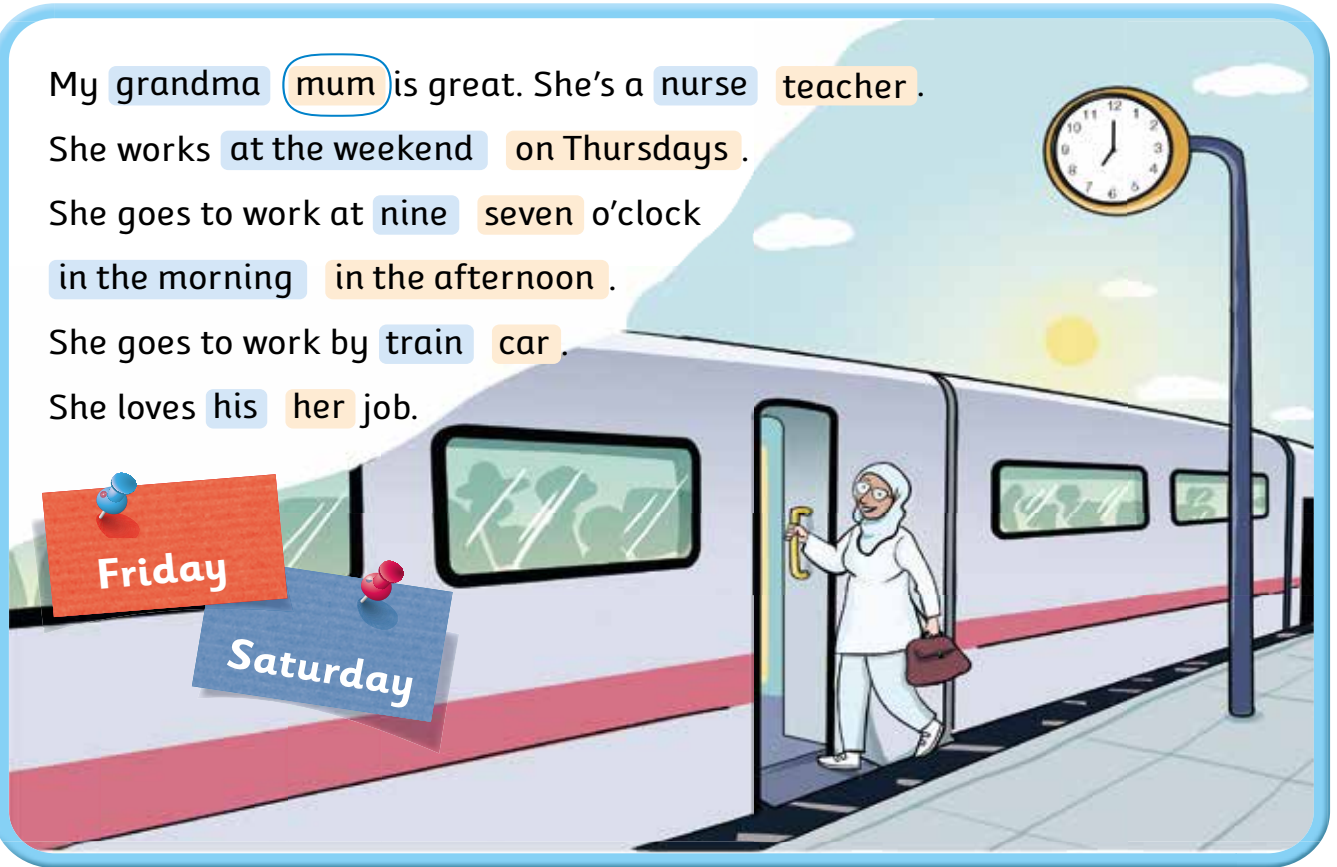
2



2 He \_\_\_\_\_ a cake, a phone and \_\_\_\_\_


1 Read and circle.

My grandma mum is great. She's a nurse teacher .  
 She works at the weekend on Thursdays .  
 She goes to work at nine seven o'clock  
 in the morning in the afternoon .  
 She goes to work by train car .  
 She loves his her job.



2 Write, circle and draw.

My \_\_\_\_\_ is great.  
 \_\_\_\_\_ a an \_\_\_\_\_  
 \_\_\_\_\_ works \_\_\_\_\_  
 \_\_\_\_\_ goes to work at \_\_\_\_\_ o'clock  
 in the \_\_\_\_\_  
 \_\_\_\_\_ goes to work by \_\_\_\_\_  
 \_\_\_\_\_ loves \_\_\_\_\_ job.



1 Find, circle and write.

1   
doctor \_\_\_\_\_

2   
\_\_\_\_\_

3   
\_\_\_\_\_

4   
fire \_\_\_\_\_

I want to be a / an...

a	r	t	i	s	t	e	a	p	o
g	p	p	p	s	t	c	r	i	f
t	b	u	i	l	d	e	r	l	f
e	y	z	m	c	a	l	n	o	i
a	s	t	r	o	n	a	u	t	c
c	c	y	i	v	c	b	r	e	e
h	h	a	f	k	e	d	s	x	r
e	e	f	i	g	h	t	e	r	s
r	f	m	z	d	o	c	t	o	r

10   
police \_\_\_\_\_

9   
\_\_\_\_\_

8   
\_\_\_\_\_

7   
\_\_\_\_\_

5   
\_\_\_\_\_

6   
\_\_\_\_\_

2  Listen and spell.



1 He goes to work by boat.


2 She goes to work by \_\_\_\_\_

3 He goes to work by \_\_\_\_\_

4 She goes to work by \_\_\_\_\_

## Pre A1 Starters Reading and Writing Part 5

- 1  Look at the pictures and complete the sentences.  
Write the answers.



1



I want to be a firefighter.

2



He goes to work by \_\_\_\_\_.

3



I want to be an \_\_\_\_\_.

4



She goes to work by \_\_\_\_\_.

5



I want to be an \_\_\_\_\_.



1 Do the crossword. Find the secret word.

1 I go by



2 I want to be a



3 He's a



4 I like children and I want to be a



5 My dad is an



6 I want to be a



7 She goes to work by



8 I love planes. I want to be a



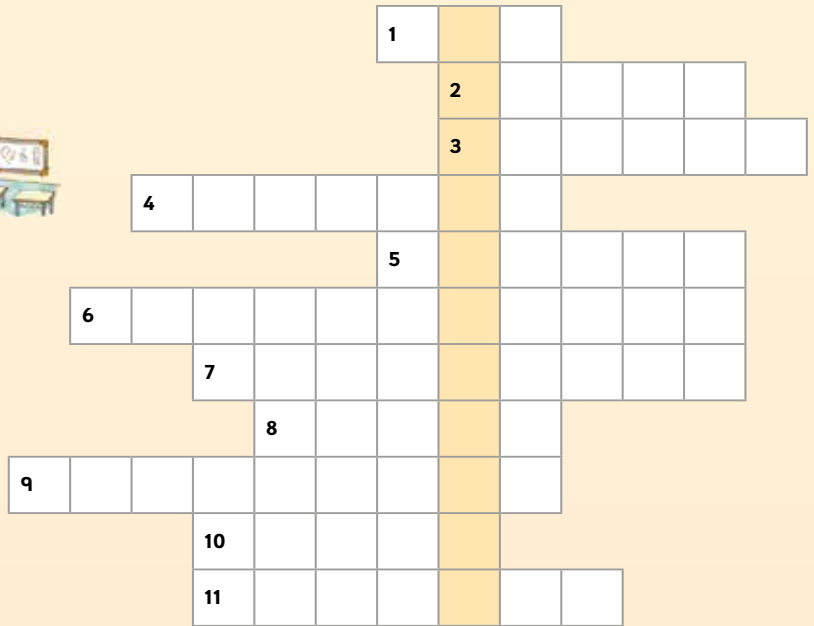
9 Her uncle is an



10 He goes to work by




11 I want to be a



What's the secret word? \_\_\_\_\_

2 Look and answer.



1 He goes to work by bus. He's a \_\_\_\_\_

2 She goes to work by car. She's a \_\_\_\_\_

3 He goes to work by underground. He's a \_\_\_\_\_

4 He goes to work by train. He's a \_\_\_\_\_

# Language booster 2

## 1 Look and circle.

1



winter summer

2



spring autumn

3



winter autumn

4



summer spring

## 2 Look and write the seasons.

autumn ~~spring~~ summer winter

1 There are flowers. The trees are green. spring

2 It's sunny and it's hot. \_\_\_\_\_

3 The trees are brown. It's windy. \_\_\_\_\_

4 It's cold. It isn't sunny. \_\_\_\_\_

3  Listen and complete.




Seasons, seasons.  
 There are \_\_\_\_\_ .  
 Clap three times.  
 Then clap once more.

Winter is \_\_\_\_\_ ,  
 Summer has sun,  
 Autumn is \_\_\_\_\_ ,  
 \_\_\_\_\_ is lots of fun.


Seasons, seasons.  
 There are \_\_\_\_\_ .  
 Clap three times.  
 Then clap once more.




4  Listen and write.




\_\_\_\_\_



\_\_\_\_\_



\_\_\_\_\_



\_\_\_\_\_

# Dictation

## Unit 1

 Listen and write.

- 1 \_\_\_\_\_
- 2 \_\_\_\_\_
- 3 \_\_\_\_\_

## Unit 2

 Listen and write.

- 1 \_\_\_\_\_
- 2 \_\_\_\_\_
- 3 \_\_\_\_\_

## Unit 3

 Listen and write.

- 1 \_\_\_\_\_
- 2 \_\_\_\_\_
- 3 \_\_\_\_\_

## Unit 4

 Listen and write.

- 1 \_\_\_\_\_
- 2 \_\_\_\_\_
- 3 \_\_\_\_\_



# Picture dictionary

sixteen  
fifteen

twenty  
twelve

seventeen  
nineteen

thirteen  
eighteen

eleven  
fourteen

11

---

16

---

12

---

17

---

13

---

18

---

14

---

19

---

15

---

20

---

# Daily routines and times of the day

afternoon    have dinner    morning    do homework    go to bed  
 go to school    play    night    get up    have art lessons  
 have lunch    have breakfast    pray    evening



\_\_\_\_\_



\_\_\_\_\_



\_\_\_\_\_



\_\_\_\_\_



\_\_\_\_\_



\_\_\_\_\_



\_\_\_\_\_



\_\_\_\_\_



\_\_\_\_\_



\_\_\_\_\_



\_\_\_\_\_



\_\_\_\_\_



\_\_\_\_\_



\_\_\_\_\_

# Clothes and personal possessions

2

glasses    computer    handbag    coat    tracksuit  
baseball cap    trainers    hijab    shirt    phone    pyjamas  
jumper    keys    backpack    jeans    slippers



# Activities and days of the week

Tuesday    read books    play basketball    Sunday    skateboard  
 listen to music    the weekend    Wednesday    ride a bike  
 Thursday    roller-skate    Saturday    do karate    Monday  
 play video games    Friday    watch TV    play tennis



\_\_\_\_\_



\_\_\_\_\_



\_\_\_\_\_



\_\_\_\_\_



\_\_\_\_\_



\_\_\_\_\_



\_\_\_\_\_



\_\_\_\_\_



\_\_\_\_\_



\_\_\_\_\_

## Days of the week

\_\_\_\_\_

\_\_\_\_\_

\_\_\_\_\_



car      underground      doctor      chef      artist      bus  
 nurse      train      builder      police officer      boat      motorbike  
                 pilot      teacher      astronaut      firefighter



\_\_\_\_\_



\_\_\_\_\_



\_\_\_\_\_



\_\_\_\_\_



\_\_\_\_\_



\_\_\_\_\_



\_\_\_\_\_



\_\_\_\_\_



\_\_\_\_\_



\_\_\_\_\_



\_\_\_\_\_



\_\_\_\_\_



\_\_\_\_\_



\_\_\_\_\_



\_\_\_\_\_



\_\_\_\_\_

Original edition © Pearson Education Limited 2020

This customised edition published by Omani Ministry of Education © 2024

Published by arrangement with Pearson Education Limited and York Press Limited

'Pearson', 'GSE', 'Team Together' and associated logos and designs are trademarks of Pearson and the Omani Ministry of Education .

The series has been customised by the Ministry of Education, Oman, based on the contract between the Ministry of Education, Pearson Education Limited, and York Press Limited.

All rights reserved; no part of this customised publication may be reproduced, stored in a retrieval system, or transmitted in any form or by any means, electronic, mechanical, photocopying, recording, or otherwise without the prior written permission of the Omani Ministry of Education.

First published 2022

ISBN:



LEARN Together  
SUCCEED Together

# TEAM Together OMAN



**Team Together Oman** is a four-level primary English course that develops language alongside future skills. Pupils are challenged to communicate creatively in authentic contexts, think critically and work together to get results. **Team Together Oman** sets out a clear path for progress and prepares children for success in external examinations including PTE Young Learners and Cambridge English Qualifications.

## Grade 3A

### For pupils

- Class Book with Digital Resources
- Activity Book
- Audio
- Videos and animations

### For teachers

- Teacher's Book with Digital Resources
- Flashcards
- Word Cards
- Story Cards
- Phonics Cards
- Posters
- Photocopiable quizzes and worksheets
- Audio
- Videos and animations

**English Benchmark for Young Learners (EBYL)** and **Team Together Oman** make the perfect partners for your language and assessment needs

GSE	10	20	30	40	50	60	70	80	90	
Grade 4										
Grade 3										
Grade 2										
Grade 1										
CEFR	<A1	A1	A2	A2+	B1	B1+	B2	B2+	C1	C2
	PTE YL		EBYL		Cambridge English Qualifications					
Grade 1					Pre A1 Starters					
Grade 2	Firstwords		Level 1		Pre A1 Starters					
Grade 3	Springboard		Level 2		Pre A1 Starters					
Grade 4	Quickmarch		Level 3		A1 Movers					

[www.moe.gov.om](http://www.moe.gov.om)

Team Together Oman  
Grade 3A  
First Edition