



SULTANATE OF OMAN  
MINISTRY OF EDUCATION

# TEAM Together OMAN 4B



Photocopiables Teaching Notes

## Contents

Photocopiable	Unit	Content
41	Unit 5	Vocabulary 1–2
42	Unit 6	Vocabulary 1–2
43	Unit 7	Vocabulary 1–2
44	Unit 8	Vocabulary 1–2
45	Unit 5	Grammar 1–2
46	Unit 6	Grammar 1–2
47	Unit 7	Grammar 1–2
48	Unit 8	Grammar 1–2
49–52	Units 5–8	CLIL
53–56	Units 5–8	Communication games
57–60	Units 5–8	Songs
61–64	Units 5–8	Culture
65–68	Units 5–8	English in action
69–72	Units 5–8	Reading
73–76	Units 5–8	Listening
77–80	Units 5–8	Self-assessment

## Photocopiable 41 A, Unit 5, Vocabulary 1

This photocopiable can be done at the end of Lesson 1. Pupils work in pairs. Give a copy of the worksheet to each pair and ask them to cut out the dominoes (make sure they only cut along the dotted lines, not the line dividing the domino). They take it in turns to arrange the dominoes so that the pictures and words are next to each other.

## Photocopiable 41 B, Unit 5, Vocabulary 2

This photocopiable can be done at the end of Lesson 4. Pupils find and circle the adverbs in the word snake as in the example, then match each one with the correct picture 1–8.

### Answer key

well badly loudly quietly quickly slowly easily carefully

1 well 2 quietly 3 quickly 4 slowly 5 loudly 6 carefully 7 badly 8 easily

## Photocopiable 42 A, Unit 6, Vocabulary 1

This photocopiable can be done at the end of Lesson 1. Pupils use the clues to complete the crossword grid. They can do this in pairs or small groups.

### Answer key

**Across:** 1 bus stop 3 car park 4 mosque 5 bridge 7 train station 8 clothes shop

**Down:** 2 shopping mall 4 market 6 zoo 8 café 9 hotel 10 square

## Photocopiable 42 B, Unit 6, Vocabulary 2

This photocopiable can be done at the end of Lesson 4. Pupils can work on their own to complete the sentences using the words in the box.

### Answer key

1 busy 2 quiet 3 modern 4 expensive

## Photocopiable 43 A, Unit 7, Vocabulary 1

This photocopiable can be done at the end of Lesson 1. Pupils write the correct word under each photo. Fast finishers can compare answers, or you can help pupils who are unsure of the answers.

### Answer key

1 coins 2 clay 3 khanjar 4 stone 5 wall 6 sword 7 jewellery 8 jars  
9 well 10 necklace 11 ring 12 silver

## Photocopiable 43 B, Unit 7, Vocabulary 2

This photocopiable can be done at the end of Lesson 4. Pupils work in pairs to complete the sentences using the words in the box. They then work out the answer to the riddles by naming the place the sentences describe.

### Answer key

1 use 2 bakery 3 live 4 home 5 arrive 6 start 7 school 8 need 9 cinema  
10 visit 11 museum

## Photocopiable 44 A, Unit 8, Vocabulary 1

This photocopiable can be done at the end of Lesson 1. Pupils work in pairs. Give out a copy of the worksheet to each pupil and ask each pupil to cut out the cards. They mix up two sets of cards and place them face down on the table. Pupils take turns to turn over two cards. The aim is to find matching pairs, naming them each time (a picture and the correct text). If the cards do not match, it is the other pupil's turn. If they are the same, the pupil keeps the pair and continues. The game relies on them knowing the words and remembering where the cards are.

## Photocopiable 44 B, Unit 8, Vocabulary 2

This photocopiable can be done at the end of Lesson 4. Pupils can work in pairs or individually. They find ten hidden ordinal numbers in the word square. They then write the correct word for each ordinal listed on the right.

### Answer key

T	F	Q	T	W	E	L	F	T	H	H
T	W	E	N	T	Y	F	I	R	S	T
L	F	B	U	B	S	E	C	O	N	D
T	S	F	O	U	R	T	H	I	F	L
F	I	F	T	H	T	K	V	P	T	E
J	E	I	G	H	T	E	E	N	T	H
T	W	E	N	T	I	E	T	H	J	H
T	H	I	R	D	S	L	N	N	E	D
H	S	F	I	R	S	T	M	W	T	V
T	N	I	N	T	H	L	D	E	H	C

first second third fourth fifth sixth seventh eighth ninth tenth  
eleventh twelfth thirteenth fourteenth fifteenth sixteenth seventeenth  
eighteenth nineteenth twentieth twenty-first thirtieth

## Photocopiable 45 A, Unit 5, Grammar 1

This photocopiable can be done at the end of Lesson 3. Go over the Grammar box to remind pupils of the language. They then complete the questions and answers using the picture clues.

### Answer key

1 windsurf, Yes, he can. 2 play computer games, Yes, she can. 3 knit, No, she can't.  
4 play chess, Yes, he can. 5 kick (a ball), No, they can't. 6 build a robot, No, he can't.

## Photocopiable 45 B, Unit 5, Grammar 2

This photocopiable can be done at the end of Lesson 4. Go over the Grammar box to remind pupils of the language. Pupils can then work in pairs to reorder the words into sentences, as in the example.

### Answer key

1 She can skip quickly. 2 He can sing loudly. 3 They can play chess well.  
4 I can't swim well. 5 Osama can build a robot quickly. 6 She can draw easily.

## Photocopiable 46 A, Unit 6, Grammar 1

This photocopiable can be done at the end of Lesson 3. Go over the Grammar box to remind pupils of the language. Pupils then work in pairs and use the prompts to write questions. They then write answers individually.

### Answer key

1 Where were you last night? 2 Were you at school yesterday? 3 Where were you last Saturday?  
4 Were you on a bus yesterday at eight o'clock? 5 Were you in the library a week ago?

## Photocopiable 46 B, Unit 6, Grammar 2

This photocopiable can be done at the end of Lesson 4. Go over the Grammar box to remind pupils of the language. Pupils can complete the description individually or in pairs.

### Answer key

1 weren't 2 was 3 wasn't 4 was 5 weren't 6 was

## Photocopiable 47 A, Unit 7, Grammar 1

This photocopiable can be done at the end of Lesson 3. Go over the Grammar box to remind pupils of the language. Pupils read Jaber's diary and make sentences about what he did and didn't do yesterday, as in the example.

### Answer key

- 1 He played football. 2 He didn't watch a TV programme about the past.  
3 He cooked lunch with his mum. 4 He visited a history museum.  
5 He painted a picture of a jar. 6 He didn't climb a hill.

## Photocopiable 47 B, Unit 7, Grammar 2

This photocopiable can be done at the end of Lesson 4. Go over the Grammar box to remind pupils of the language. Pupils order the words to make questions individually. They then work in pairs and take it in turns to ask and answer the questions.

### Answer key

- 1 Did people use stone to build their houses? Yes, they did.  
2 Did they use silver to make jars? No, they didn't.  
3 Did people watch TV many years ago? No, they didn't.  
4 Did they have coins? Yes, they did.  
5 Did people live in houses? Yes, they did.

## Photocopiable 48 A, Unit 8, Grammar 1

This photocopiable can be done at the end of Lesson 3. Go over the Grammar box to remind pupils of the language. Pupils then complete the text using the past form of the verbs in brackets. Fast finishers can compare answers in pairs, or help slower pupils.

### Answer key

- 1 got up 2 had 3 went 4 had 5 had 6 didn't like 7 lost 8 ate 9 drank  
10 wasn't

## Photocopiable 48 B, Unit 8, Grammar 2

This photocopiable can be done at the end of Lesson 4. Go over the Grammar box to remind pupils of the language. Pupils then reorder the words to make questions. They can do this in pairs. They then write answers individually.

### Answer key

- 1 When was the last party you had at school? 2 What did you eat?  
3 Did you play games? 4 Did you play music? 5 Did you take photos?

## Photocopiable 49, Unit 5, CLIL Link: Science

Pupils work on their own. Give a copy of the worksheet to each pupil.

**Activity 1:** Pupils read the questions and match them to the correct answers.

**Answer key**

1 d 2 f 3 a 4 e 5 b 6 c

**Activity 2:** Pupils read the statements and decide if they are true or false.

**Answer key**

1 False 2 True 3 True 4 False 5 True

**Activity 3:** Pupils use online resources or magazines to find a picture. They then complete the sentences.

**Answer key**

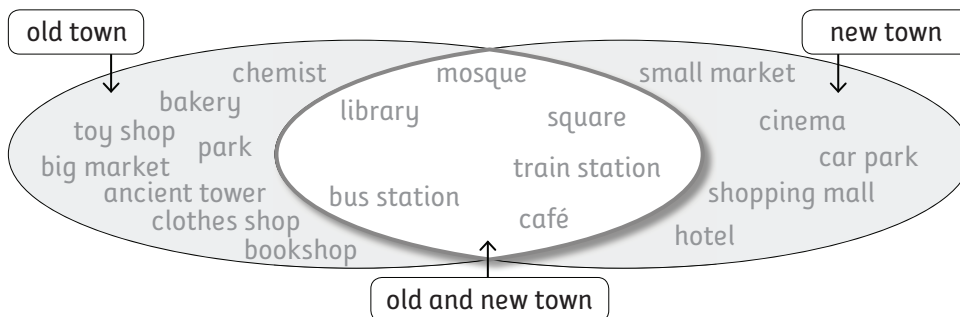
Pupils' own answers

## Photocopiable 50, Unit 6, CLIL Link: Social Studies

Pupils work in pairs. Give a copy of the worksheet to each pupil.

**Activity 1:** Pupils study the town maps and complete the diagram showing what was the same and what was different between the town today and 100 years ago.

**Answer key**



**Activity 2:** Pupils read the sentences and choose the correct answer, as in the example.

**Answer key**

1 big 2 clothes shop 3 smaller 4 small shops 5 park

**Activity 3:** Make sure pupils have paper and coloured pens or crayons to draw their plans, or they can use computers if available. Make sure they label the plan.

**Answer key**

Pupils' own answers

## Photocopiable 51, Unit 7, CLIL Link: Social Studies

Pupils work on their own. Give a copy of the worksheet to each pupil.

**Activity 1:** Pupils read the fact file and answer the questions.

### Answer key

- 1 They took metalwork.
- 2 They travelled in traditional sailing ships.
- 3 He was Oman's Imam.
- 4 They started to trade with Britain, France, the Netherlands and the USA.
- 5 People discovered oil.
- 6 Many tourists visit Oman to enjoy its beautiful beaches and friendly people.

**Activity 2:** Pupils can use online sources or what they know to answer the questions.

### Answer key

Pupils' own answers

## Photocopiable 52, Unit 8, CLIL Link: Science

Pupils work on their own. Give a copy of the worksheet to each pupil.

**Activity 1:** Pupils read the fact file and then complete the sentences with the correct words.

### Answer key

- 1 soft   2 gold   3 smooth   4 rough   5 shiny   6 paper

**Activity 2:** Pupils can work in pairs to complete the table. They can then compare answers with other pairs.

### Answer key

	soft ↔ hard		smooth ↔ rough		shiny ↔ dull	
gold		✓	✓		✓	
cotton	✓		✓			✓
glass		✓	✓		✓	
metal		✓	✓		✓	
stone		✓		✓		✓
paper	✓		✓			✓
plastic		✓	✓		✓	

**Activity 3:** Pupils choose objects from the classroom, or you can hand out objects for them to describe.

## Answer key

Pupils' own answers

## Photocopiable 53, Unit 5, Communication game

Pupils work in groups of three. Give each pupil a copy of the worksheet. They read the 'You' column and draw a tick or a cross for the activities that they can and can't do. Pupils then write the names of two other pupils at the top of the survey sheet and interview their friends to find out what they can and can't do e.g. *Can you play chess well?* If the other person says *Yes, I can!*, they tick the box. If the other person says *No, I can't*, they put a cross in the box. Make sure all of the pupils in the class are interviewed. Collate the results on the board and ask the class to draw a bar graph to represent the results.

## Photocopiable 54, Unit 6, Communication game

Pupils work in groups. Give each pupil a copy of the worksheet. Pupils ask each other questions e.g. *Were you at a market last week?* If they find someone who says *Yes, I was*, they write the person's name next to the sentence. Give the class a time limit. Then elicit the names of pupils e.g. *Sami was at the market last week.*

## Photocopiable 55, Unit 7, Communication game

Copy the worksheet so there are enough sheets for the class. Cut out the questions and answers. Then give each pupil three questions and three answers at random. Their task is to circulate round the class and say what is on their card. They need to find a matching question or answer to the cards they have. See who can finish first.

## Photocopiable 56, Unit 8, Communication game

Pupils work in pairs. Give each pupil a copy of the question wheel and a paper fastener. They cut out their question wheels following the dotted lines and make the question wheel by placing the cover over the questions and use the paper fastener to hold the wheel together. They choose from one of the following: a school trip / last summer holiday / last weekend, etc. They first prepare by noting down their answers to the questions. In pairs, they take turns to ask their partner questions from the question wheel and note down their partner's answers. Ask a volunteer to tell the class about their partner. They can repeat using a different place.



## Photocopiables 57–60, Units 5–8, Songs

- Pupils can use these worksheets for further vocabulary practice with the text of the song. In most units, pupils listen to the song and simultaneously do the corresponding task: circle or write the target words.
- You may wish to use the worksheet to check pupils' retention of the song. They first complete the task, then listen to the song and check.
- **The procedure for the songs worksheets is the same for all units.**

### Answer key

#### Photocopiable 57

##### Activity 1:

1 well 2 quickly 3 well 4 can't 5 chess 6 skip 7 draw 8 loudly

##### Activity 2:

1 She can play board games well. She can knit easily. She can play chess carefully. She can skip very quickly. 2 He can't play board games well. He can't knit easily. He can't play chess carefully. He can't skip very quickly. 3 He can write very well. He can draw very carefully. He can sew very quickly. He can sing very loudly.

## Photocopiable 58

### Activity 1:

When I was small, there were ...	And there weren't ...	Now, there are ...
small, cheap shops	noisy roads	modern shopping mall
ancient mosque	expensive hotels	busy roads, car parks
park		ancient mosque, park

### Activity 2:

1 It was very quiet and safe. 2 It is very different, but the mosque and park are still the same.

#### Photocopiable 59

1 ago 2 live 3 need 4 use 5 didn't 6 did

#### Photocopiable 60

1 d, l, a, c/e/j, g, c/e/j, b, c/e/j, k, h, f, i

## Photocopiables 61–64, Units 5–8, Culture videos

Culture videos worksheets are designed to accompany the videos in the Culture lessons in each unit of the Class Book (Lesson 5).

- Play the video once from the beginning to the end without pausing, for general comprehension.
- Then distribute the worksheets and ask pupils to watch the video again and do the tasks. You can play the video once for each of the tasks, unless you can see that your pupils can do Activity 3 from memory and only watch again to check.
- **The procedure for the video worksheets is the same for all units.**

## Photocopiable 65, Unit 5, English in action

Pupils work in pairs and decide who is going to be Pupil A/B. Give one copy of the worksheet to each pair of pupils to cut up. Pupils should not show their work to each other. Explain that there is a long holiday weekend and they can plan what to do. They should look at the 'You' row and choose one activity they like for each of the days of the holiday and write it in the box. They cannot repeat activities! Now ask them to follow the conversation from Class Book, page 17. They use the activities they have written in the boxes and note down what their partner suggests in the second row. They will need to agree on an activity to complete the third row of the table. Ask volunteers to come to the front of the class to act out their conversations.

## Photocopiable 66, Unit 6, English in action

Pupils work in pairs. Give one copy of the game to each pair and ask them to cut out the cards. They shuffle the cards and place them face down in a pile in the centre of the table. Each pupil takes a card and looks at the information. They then have the conversation from Class Book, page 39, using the information from their cards. Once they have finished the conversation, they both take two new cards from the pile and repeat the conversation using the information from the new cards. They continue until there are no more cards left in the pile.

## Photocopiable 67, Unit 7, English in action

Pupils work in groups. Give one copy of the cards already cut out to each group. They shuffle the cards and place them face down in a pile in the centre of the table. A pupil takes a card and looks at the information. They then use the information on the card to give advice about how best to do the activity. They should not name the activity! The other pupils try to guess the activity. The first pupil to guess the activity correctly keeps the card. It is the next pupil's turn to take a new card from the pile and repeat the game. They continue until there are no more cards left in the pile.

## Photocopiable 68, Unit 8, English in action

Pupils work in pairs. Give one copy of the game to each pair and ask them to cut out the cards. They shuffle the cards and place them face down in a pile in the centre of the table. Each pupil takes a card and looks at the information. They then have the conversation from Class Book, page 87, using the information from their cards. Once they have finished the conversation, they each take a new card from the pile and repeat the conversation using the information from the new cards. They continue until there are no more cards left in the pile.

## Photocopiables 69–72, Units 5–8, Reading support and challenge

These worksheets are designed as extra help with the texts in the skills lesson in every unit (Lesson 7). Reading support worksheets can be used in place of the Class Book reading comprehension activity, for pupils who struggle.

Reading challenge activities offer extension and can be used as extra practice for stronger pupils.

### Answer key

#### Photocopiable 69

#### Reading support

Trampolining d 1 Climbing b 3 Arts and crafts a 2 Races c 4

#### Reading challenge

1 No. Give-it-a-go Day is on Saturday.

2 Yes

3 No. The running races are in the morning and the afternoon.

4 No. You can learn how to climb at the Give-it-a-go Day.

5 Yes

6 No. You fill in a form and pay 10 OMR to go to the activity day.

## Photocopiable 70

### Reading support

There was/were ...	There wasn't/weren't ...
a lot of boats on on the Bosphorus	cars
a lot of horses	car parks
a lot of markets	trains
Galata Bridge	train stations
	cinemas

### Reading challenge

1 No. There weren't any trains in Istanbul 400 years ago.

2 Yes

3 No. After the 1660 Fire, there weren't many buildings in Istanbul.

4 Yes

5 No. There are more bridges in Istanbul now. /There was only one bridge in Istanbul 400 years ago.

## Photocopiable 71

### Reading support

a 2 b 3 c 1

### Reading challenge

Possible answers:

a About Talal b About Muscat c A busy market

## Photocopiable 72

### Reading support

1 a 2 f 3 e 4 d 5 b 6 c

### Reading challenge

1 Saturday 2 Samira's house 3 party games 4 food and drink (drink, cake and buffet) 5 the garden 6 back into the house 7 wasn't 8 ate the cake

## Photocopiables 73–76, Units 5–8, Listening support and challenge

As with the Reading support and challenge worksheets, these listening worksheets are designed as extra help with the texts in the skills lesson in every unit (Lesson 8). Listening support worksheets can be used in place of the Class Book listening activity, for pupils who struggle.

Listening challenge activities offer extension and can be used as extra practice for stronger pupils.

## Answer key

### Photocopiable 73

#### Listening support

##### Activity 1:

1 Who can run very quickly? 2 Who plays chess badly?

##### Activity 2:

1 Sara. She runs very quickly.

2 Basim. But he's terrible at chess. He plays so badly!

#### Listening challenge

1 Sara 2 Azza 3 Basim 4 Ammar

### Photocopiable 74

#### Listening support

##### Activity 1:

London Victoria train station a big, modern hotel a cheap hotel a beautiful park  
a café the zoo

##### Activity 2:

1 A 2 C

#### Listening challenge

1 Bayan was in London last week. 2 There was a train station next to her hotel.

3 Bayan's hotel was cheap. 4 The park next to her hotel was beautiful.

5 Her favourite place was the zoo.

### Photocopiable 75

#### Listening support

##### Activity 1:

1 Bahla Fort 2 making jars from clay 3 a boat on the sea 4 the sun goes down

5 a necklace 6 a well

##### Activity 2:

1 Important words: Maryam, Bahla, holidays, fort, people make jars from clay. She visited Bahla and the fort. 2 Important words: Hamzah, Musandam Peninsular, Khasab, boats on the beautiful sea, the sun. Hamzah visited the Musandam Peninsular and Khasab.

##### Activity 3:

1 B 2 A

## Listening challenge

### Activity 1:

1 Bahla Fort   2 making jars from clay   3 a boat on the sea   4 the sun goes down  
5 a necklace   6 a well

### Activity 2:

1 ✓   2 ✓   3 ✓   4 ✓

## Photocopiable 76

### Listening support

#### Activity 1:

Questions: How was your weekend? Was it a birthday party? How about you?  
What did you do? What about you, Malik?

Important words in answers: good   street party   festival   funfair

#### Activity 2:

1 B   2 A   3 D

## Listening challenge

**Yousuf:** a street party  
a lot of tables with food and drink

**Manar:** a festival  
music and fireworks

**Malik:** a funfair  
a big wheel and a rollercoaster

## Photocopiables 77–80, Units 5–8, Self-assessment

Pupils work on their own. Give a copy of the worksheet to each pupil.





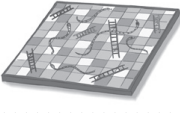







- Pupils look at the pictures and read the words or sentences under each. They then work in pairs, in turns saying the words or sentences for their partner to listen and point to a picture. Pupils read the 'can do' sentence for each activity and choose and colour one of the happy faces.
- **The procedure and suggested activities for the self-assessment photocopiables is the same for all units.**

### Answer key

Pupils' own answers

1 Play dominoes.




	play chess		dress up
	build a robot		play board games
	go sailing		skip
	kick		sew
	go windsurfing		play computer games
	knit		go fishing





1 Find the words. Then write the words next to the pictures.


wellbadlyloudlyroquietlyyquicklyslsslowlyaeasilyklycarefully



well



1 Complete the crossword.



**Across**

- 1 A place where you can catch a bus.
- 3 A place where you can park your car
- 4 A place where you can pray.
- 5 A place where you can drive across a river.
- 8 A place where you can buy clothes
- 7 A place where you can catch a train.

**Down**

- 2 A place where there are a lot of different shops
- 4 A place where you can buy fruit and vegetables.
- 6 A place where you can see animals.
- 8 A place where you can eat and drink
- 9 A place where you can sleep on holiday
- 10 A place where there are fountains and you can walk around.



1 Complete the sentences with words from the box.

~~busy~~ expensive modern quiet

In my town there's a (1) busy train station. There are a lot of trains every hour! But a hundred years ago, it was very different. There weren't any trains or cars and it was very (2) \_\_\_\_\_. There weren't any (3) \_\_\_\_\_ houses, just farms and animals. Today, we have an (4) \_\_\_\_\_ shopping mall, too!



1 Write the words.



1 \_\_\_\_\_



2 \_\_\_\_\_



3 \_\_\_\_\_



4 \_\_\_\_\_



5 \_\_\_\_\_



6 \_\_\_\_\_



7 \_\_\_\_\_



8 \_\_\_\_\_



9 \_\_\_\_\_



10 \_\_\_\_\_



11 \_\_\_\_\_



12 \_\_\_\_\_



1 Write the words from the box. Then solve the riddles.

~~use~~ arrive live start need visit

I (1) use coins to pay for bread in this place. Where am I?

Answer: (2) \_\_\_\_\_

I (3) \_\_\_\_\_ in this place. There's a kitchen, two bedrooms, a bathroom and a living room. Where am I?

Answer: (4) \_\_\_\_\_

I (5) \_\_\_\_\_ here at 8.45 a.m. every day. Classes (6) \_\_\_\_\_ at nine o'clock. Where am I?

Answer: (7) \_\_\_\_\_

I (8) \_\_\_\_\_ a ticket to go in to watch the film. Where am I?

Answer: (9) \_\_\_\_\_

I (10) \_\_\_\_\_ this place and see a lot of ancient things. Where am I?

Answer: (11) \_\_\_\_\_

1 Play a memory game.



wedding	present	buffet	invitation
funfair	big wheel	go-kart	rollercoaster
party	costume	party games	party hat



1 Find the ten number words. Write them next to the ordinal numbers. Then write all of the other ordinal numbers.

T	F	Q	T	W	E	L	F	T	H	H
T	W	E	N	T	Y	F	I	R	S	T
L	F	B	U	B	S	E	C	O	N	D
T	S	F	O	U	R	T	H	I	F	L
F	I	F	T	H	T	K	V	P	T	E
J	E	I	G	H	T	E	E	N	T	H
T	W	E	N	T	I	E	T	H	J	H
T	H	I	R	D	S	L	N	N	E	D
H	S	F	I	R	S	T	M	W	T	V
T	N	I	N	T	H	L	D	E	H	C

- \_\_\_\_\_ 1<sup>st</sup>      twelfth 12<sup>th</sup>
- \_\_\_\_\_ 2<sup>nd</sup>      \_\_\_\_\_ 13<sup>th</sup>
- \_\_\_\_\_ 3<sup>rd</sup>      \_\_\_\_\_ 14<sup>th</sup>
- \_\_\_\_\_ 4<sup>th</sup>      \_\_\_\_\_ 15<sup>th</sup>
- \_\_\_\_\_ 5<sup>th</sup>      \_\_\_\_\_ 16<sup>th</sup>
- \_\_\_\_\_ 6<sup>th</sup>      \_\_\_\_\_ 17<sup>th</sup>
- \_\_\_\_\_ 7<sup>th</sup>      \_\_\_\_\_ 18<sup>th</sup>
- \_\_\_\_\_ 8<sup>th</sup>      \_\_\_\_\_ 19<sup>th</sup>
- \_\_\_\_\_ 9<sup>th</sup>      \_\_\_\_\_ 20<sup>th</sup>
- \_\_\_\_\_ 10<sup>th</sup>      \_\_\_\_\_ 21<sup>st</sup>
- \_\_\_\_\_ 11<sup>th</sup>      \_\_\_\_\_ 30<sup>th</sup>

Grammar	
I can go sailing.	Can you sew?
I can't play board games.	Yes, I can. / No, I can't.

1 Write the questions and answers.

1  Can Farid windsurf ? Yes, he can.

2  Can Ghada \_\_\_\_\_ ?

3  Can Suha \_\_\_\_\_ ?

4  Can Raed \_\_\_\_\_ ?

5  Can Salem and Sami \_\_\_\_\_ ?

6  Can Issa \_\_\_\_\_ ?



Grammar		
easy → easily	quick → quickly	good → well
I can't knit easily.	I can't dress up quickly.	I can write well.

1 Order the words to make sentences.

1 skip / She / quickly / can She can skip quickly.

2 can / He / loudly / sing \_\_\_\_\_

3 well / They / chess / can / play \_\_\_\_\_

4 swim / can't / I / well \_\_\_\_\_

5 a / quickly / Osama / build / can / robot \_\_\_\_\_

6 draw / She / easily / can \_\_\_\_\_

Grammar	
She was at the zoo a week ago.	They were at the market yesterday.
Were you at the café last night?	Yes, I was. / No, I wasn't.
Where were you yesterday morning?	I was at the shopping centre.

**1 Write questions and true answers for you.**

1 Where / last night

Where were you last night ? I was at home.

2 Were / at school / yesterday

\_\_\_\_\_ ? \_\_\_\_\_

3 Where / last Saturday

\_\_\_\_\_ ? \_\_\_\_\_

4 Were / on a bus / yesterday / eight o'clock

\_\_\_\_\_ ? \_\_\_\_\_

5 Were / library / week ago

\_\_\_\_\_ ? \_\_\_\_\_



Grammar	
There was an expensive shop.	There weren't a lot of noisy roads.
Was there a café?	Yes, there was. / No, there wasn't.

**1 Look at the picture and write was/wasn't or were/weren't.**



In our town there (1) \_\_\_\_\_ many shops fifty years ago. There (2) \_\_\_\_\_ a small clothes shop, but there (3) \_\_\_\_\_ a modern shopping mall like today. The old clothes shop isn't there now. There (4) \_\_\_\_\_ a café fifty years ago and an expensive hotel, too. There (5) \_\_\_\_\_ many cars and the centre of town (6) \_\_\_\_\_ quiet.

Grammar

They used clay to make jars. They didn't use stone.

I played football yesterday. I didn't play tennis.

1 Look at Jaber's diary. He was busy yesterday! Write sentences about his day.

My diary

- ✓ football
- X watch a TV programme about the past
- ✓ cook lunch with Mum
- ✓ visit a history museum
- ✓ paint a picture of a jar
- X climb a hill

- 1 He played football.
- 2 \_\_\_\_\_
- 3 \_\_\_\_\_
- 4 \_\_\_\_\_
- 5 \_\_\_\_\_
- 6 \_\_\_\_\_



Grammar

When did you visit the museum?

Did they live in houses?

We visited the museum on Monday.

Yes, they did. / No, they didn't.

1 Order and write the questions. Ask a friend.

- 1 use / Did / houses / stone / to / their / people / build  
 \_\_\_\_\_ Did people use stone to build their houses ? \_\_\_\_\_ Yes, they did.
- 2 silver / make / Did / jars / they / use / to  
 \_\_\_\_\_ ? \_\_\_\_\_
- 3 watch / people / TV / Did / many years ago  
 \_\_\_\_\_ ? \_\_\_\_\_
- 4 they / coins / Did / have  
 \_\_\_\_\_ ? \_\_\_\_\_
- 5 people / Did / houses / in / live  
 \_\_\_\_\_ ? \_\_\_\_\_

Grammar

I wore this dress at the party.

We didn't see the camera again.

1 Write the words next to the numbers. Remember to use the past tense.

Yesterday morning, Sami (1) \_\_\_\_\_ (get up) and (2) \_\_\_\_\_ (have) some breakfast. Then he (3) \_\_\_\_\_ (go) to school by bus. At nine o'clock he (4) \_\_\_\_\_ (have) Science with his favourite teacher, Mrs Manal.

After Science he (5) \_\_\_\_\_ (have) PE, but he (6) \_\_\_\_\_ (not like) PE because they (7) \_\_\_\_\_ (lose) the game. Then he (8) \_\_\_\_\_ (eat) sandwiches and (9) \_\_\_\_\_ (drink) a lot of water. He (10) \_\_\_\_\_ (is not) thirsty after that!



Grammar

What did you eat at your birthday party?

I ate cake.

Did she wear a party hat?

Yes, she did. / No, she didn't.

1 Write the questions and true answers for you.

1 had / the / When / was / at / party / school / last / you  
 \_\_\_\_\_  
 When was the last party you had at school ? \_\_\_\_\_

2 you / eat / What / did  
 \_\_\_\_\_  
 \_\_\_\_\_ ? \_\_\_\_\_


3 play / Did / games / you  
 \_\_\_\_\_  
 \_\_\_\_\_ ? \_\_\_\_\_

4 you / music / play / Did  
 \_\_\_\_\_  
 \_\_\_\_\_ ? \_\_\_\_\_

5 take photos / Did / you  
 \_\_\_\_\_  
 \_\_\_\_\_ ? \_\_\_\_\_

What does our heart do?

1 Read about our hearts. Then match the questions and answers.




There are more than 700 muscles in your body. Muscles are in your arms and legs and in your back and face. Your heart is also a muscle but it's different. It's very strong and puts blood round your body all day and all night. When you're excited or scared, your heart puts blood round your body faster. When you exercise, you need more air. Your heart then goes faster. The heart muscle never stops.

- |                                      |  |
|--------------------------------------|--|
| 1 How many muscles are in your body? | a A big muscle.                                      |
| 2 Where do you have muscles?         | b It puts blood round your body.                     |
| 3 What is your heart?                | c When we're excited or scared and when we exercise. |
| 4 Is your heart strong or safe?      | d More than 700.                                     |
| 5 What does your heart do?           | e It's strong.                                       |
| 6 When does your heart go faster?    | f In our arms and legs, in our back and face.        |

2 When do our hearts go faster? Circle *True* or *False*.

- |                              |   |
|------------------------------|---|
| 1 When we play a board game. | True <input checked="" type="radio"/> False |
| 2 When we're excited.        | True <input type="radio"/> False            |
| 3 When we go windsurfing.    | True <input type="radio"/> False            |
| 4 When we're bored.          | True <input type="radio"/> False            |
| 5 When we skip.              | True <input type="radio"/> False            |

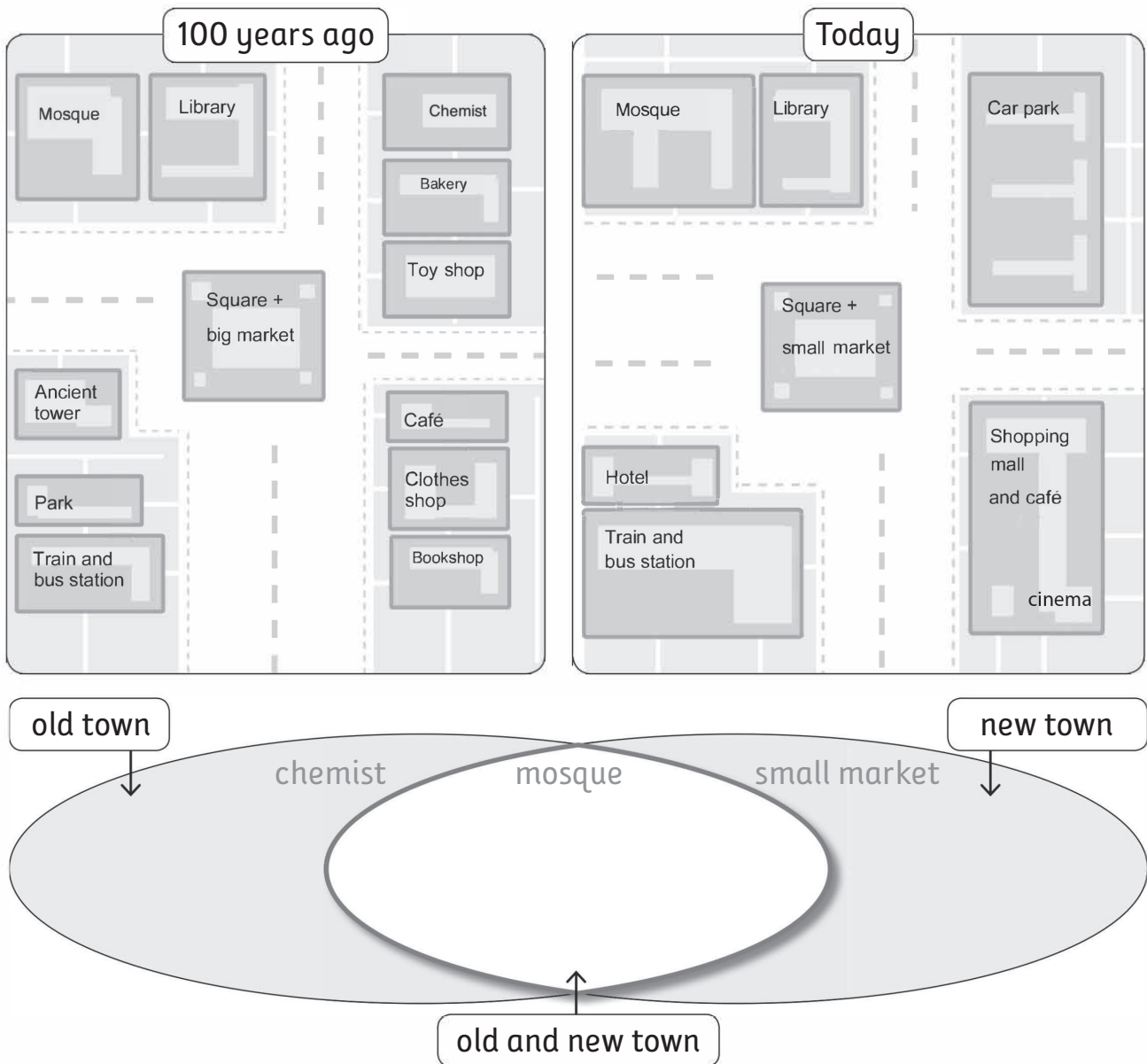
3 Find a picture of children doing exercise. Stick it on the worksheet. Write what they are doing.



These children are \_\_\_\_\_ .  
 This exercise makes their hearts go \_\_\_\_\_ .

What do old maps tell us about our town?

- 1 Look at the two maps of a town. What's the same and what's different? Complete the diagram.



- 2 What did the town centre have a hundred years ago? Circle the correct words.

- 1 A hundred years ago there was a **small** **old** **big** market in the town centre.
- 2 There was a café next to the **clothes shop** **bookshop** **toy shop**.
- 3 The train and bus station were **quieter** **safer** **smaller** than the car park today.
- 4 There were more **shopping malls** **small shops** **stations** a hundred years ago than today.
- 5 There was an ancient tower near the **park** **hotel** **bookshop**.

- 3 Draw a plan of a town centre where you live and label it.



## The history of Oman

**1** Read about the history of Oman and answer the questions.



Omani metalwork



A traditional sailing ship



beach in Salalah, Oman

<b>2,500 BCE</b>	People travelled in boats to take Omani metalwork to sell in other countries.
<b>1400s</b>	People travelled in traditional sailing ships to buy and sell things in China.
<b>1700s</b>	Oman's Imam was Ahmad bin Said and his family rule Oman today.
<b>1800s</b>	Oman started to trade with Britain, France, the Netherlands and the USA.
<b>1900s</b>	People discovered oil in Oman. Sultan Qaboos helped to build new schools, roads and hospitals.
<b>2000s</b>	Many tourists visit Oman to enjoy its beautiful beaches and friendly people.

**1** What did people take to other countries many years ago?

---

**2** How did people travel to China in the 1400s?

---

**3** Who was Ahmad bin Said?

---

**4** Which countries did Oman start to trade with in the 1800s?

---

**5** What happened to help Sultan Qaboos build new schools, roads and hospitals?

---

**6** Why do many tourists visit Oman?


---

**2** Where can we find important buildings from history in Oman today?


---

What are metals and other materials like?

1 Read about metals and other materials. Then write the missing words.



Metals and other materials can be the same or different. Materials can be soft, like cotton, or they can be hard, like gold. Materials can be smooth, like glass, or rough, like some stones.



Materials can also be shiny, like some plastic, or dull, like some paper. Materials are opposites! Hard or soft, smooth or rough, shiny or dull.



- 1 Materials can be \_\_\_\_\_, like cotton.
- 2 Some materials are hard, like \_\_\_\_\_.
- 3 Materials can be \_\_\_\_\_, like glass.
- 4 They can be \_\_\_\_\_, like some stones.
- 5 Materials can also be \_\_\_\_\_, like some plastic.
- 6 They can be dull, like some \_\_\_\_\_.

2 What are these materials like? Put ticks (✓) in the table.

	soft ↔ hard	smooth ↔ rough	shiny ↔ dull
gold	✓		
cotton			
glass			
metal			
stone			
paper			
plastic			

3 Find two objects in your classroom made from different materials. Describe them.

1 Do a class survey! Complete for you. Then talk to two friends.

Can you ...			
	You	name: _____	name: _____
... play chess well?			
... sing loudly?			
... skip quickly?			
... sew well?			
... windsurf easily?			
... kick a ball quickly?			
... write carefully?			
... run quickly?			

**1 Work in groups. Find someone who ...**

1 ... was at a library last weekend.

---

2 ... was in a museum last summer.

---

3 ... was at a market last week.

---

4 ... was at a café last week.

---

5 ... was at a shopping centre last weekend.

---

6 ... was on the beach last summer holiday.

---

7 ... was at school yesterday.

---

8 ... was in a car park yesterday.

---

9 ... was in a clothes shop last weekend.

---

10 ... was on a bus this week.

---

Were you at a library last weekend?

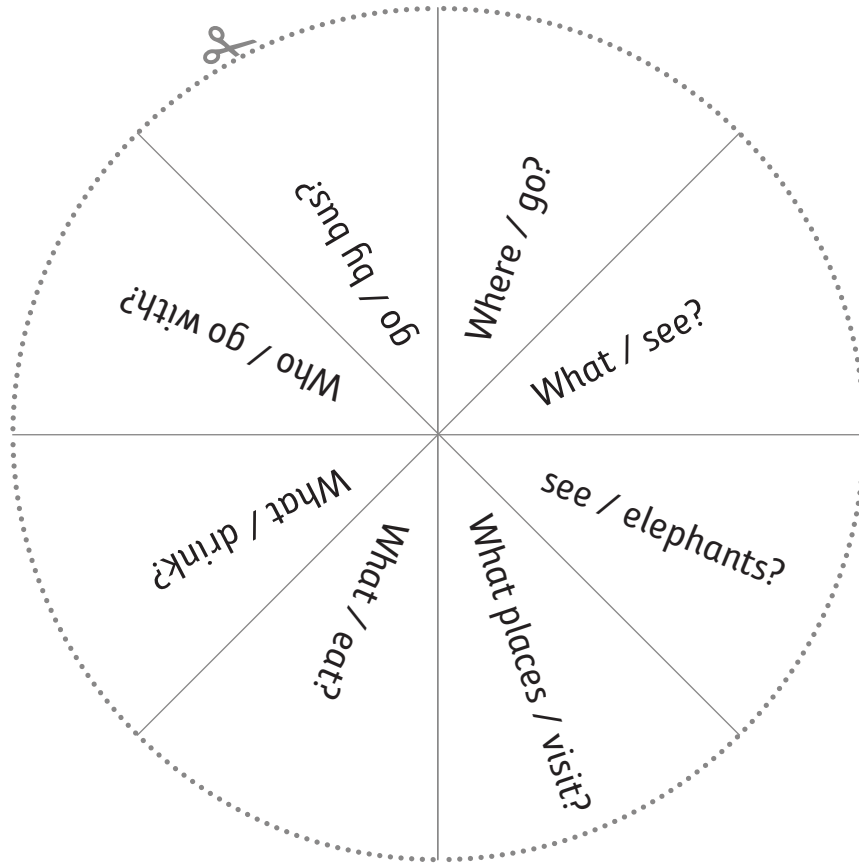
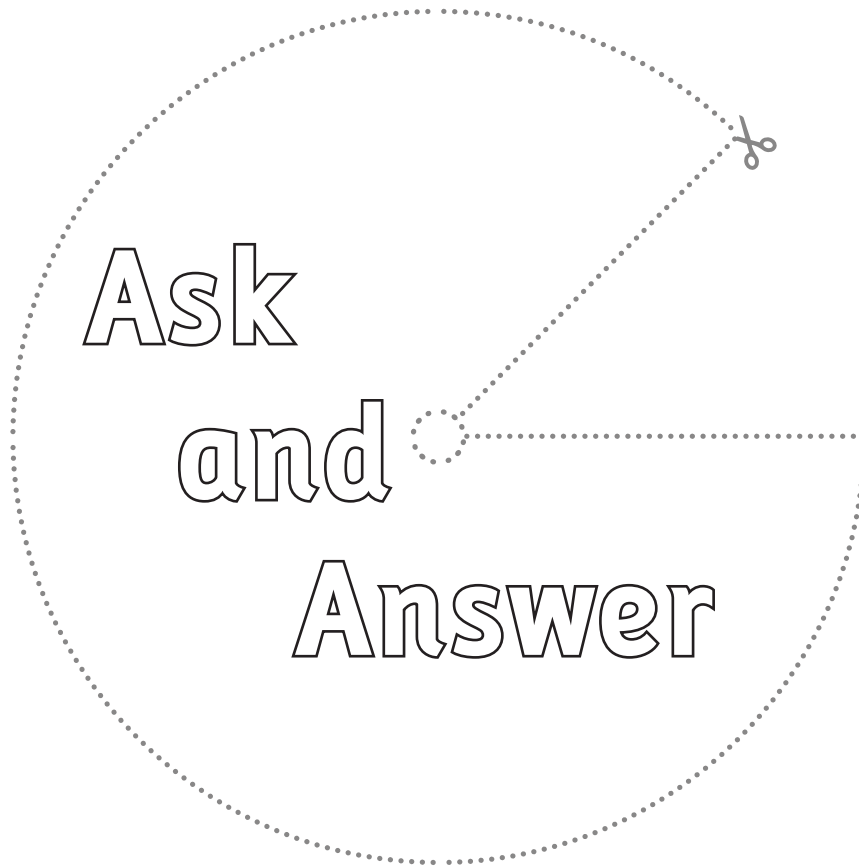
No, I wasn't.

1 Cut out and play.



No, they didn't.	What time did they arrive?	They arrived at eight o'clock.	How old were you when you started school?
I started school when I was five years old.	What time did you visit the museum?	At nine o'clock.	Did you play basketball?
No, we didn't. We played board games.	Where did you buy that beautiful T-shirt?	At my favourite clothes shop.	What was the film like?
It was really exciting.	What did you need to make the cake?	Three eggs, flour and sugar.	What did you do on holiday this year?
We visited a museum on holiday.	What did you do last Saturday?	I went to a football match with my dad.	What did you have for breakfast?
I had some eggs.	Did he work at a supermarket?	No, he didn't. He worked at a clothes shop.	Did people have car parks a long time ago?

1 Make a question wheel. Ask and answer in pairs.



1  Listen and circle.



Muna can play board games (1) **well** **badly**.  
 She can knit easily.  
 She can play chess carefully.  
 She can skip very (2) **quickly** **slowly**.

Quickly, slowly, loudly, quietly,  
 Easily, carefully: we all do things differently!

I can't play board games (3) **carefully** **well**  
 And I (4) **can** **can't** knit easily.  
 I can't play (5) **chess** **board games** carefully  
 Or (6) **skip** **kick** very quickly.

Quickly, slowly, loudly, quietly,  
 Easily, carefully: we all do things differently!  
 But I can write very well.

I can (7) **build a robot** **draw** very carefully.  
 I can sew very quickly.  
 I can sing very (8) **loudly** **quietly**.

Quickly, slowly, loudly, quietly,  
 Easily, carefully: we all do things differently!



2 Answer the questions.

1 What can Muna do?

She can play board games well.

2 What can't the boy do?

---



---

3 What can he do?

---



---

1  Listen and sort.

Many years ago,  
When I was very small,  
This town was very quiet and safe.  
It isn't the same now at all!

There were a lot of **small, cheap shops**.  
There weren't a lot of **noisy roads**.  
There weren't any **expensive hotels**.  
It was very different, you know!

Many years ago,  
When I was very small,  
This town was very quiet and safe.  
It isn't the same now at all!

Now there's a **modern shopping mall**.  
There are **busy roads** and **car parks**.  
But there is one place that's still the same:  
Our **ancient mosque** and **park!**

Many years ago,  
When I was very small,  
This town was very quiet and safe.  
It isn't the same now at all!



When I was small, there were ...	And there weren't ...	Now, there are ...
small, cheap shops		

2 Answer the questions.

1 How was the town many years ago?

---

2 How is the town now?

---



1  Listen and circle.use    ~~ago~~    need    didn't    live    did

Where did people live,  
many years (1) ago ?  
Please tell me, I want to know!

Did they (2) \_\_\_\_\_ in houses?  
Yes, they did!

Did they (3) \_\_\_\_\_ warm clothes?  
Yes, they did!

Did they (4) \_\_\_\_\_ umbrellas?  
No, they (5) \_\_\_\_\_ !

Did they have coins?  
I don't know!

Where (6) \_\_\_\_\_ people live,  
many years ago?  
Please tell me, I want to know!

1  Listen, cut and order.



a Did you have a birthday party?

b Did you get a lot of presents?

c Yes, I did! Yes, I did!

d When's your birthday? I know it's soon!

e Yes, I did! Yes, I did!

f Why not?

g Did you eat a lot of cake?

h No, I didn't! No, I didn't!

i Because I had a broken leg!

j Yes, I did! Yes, I did!

k Did you play some party games?

l It was yesterday, the 2<sup>nd</sup> of June!



Plan a holiday!

Pupil A

1 It's a school holiday. Choose a different activity to do each day from the box and complete the 'You' line. Now ask and answer questions to plan your holiday.

What shall we do?

Do you want to play a computer game?

play a computer game    play basketball    go fishing    go sailing  
 play football    play a board game    go windsurfing    play chess  
 go swimming    watch TV    listen to music    play tennis

	Friday	Saturday	Sunday	Monday
You				
Your friend				
What you decide to do ...				



Pupil B

2 It's a school holiday. Choose a different activity to do each day from the box and complete the 'You' line. Now ask and answer questions to plan your holiday.

What shall we do?

Do you want to play a computer game?

play a computer game    play basketball    go fishing    go sailing  
 play football    play a board game    go windsurfing    play chess  
 go swimming    watch TV    listen to music    play tennis

	Friday	Saturday	Sunday	Monday
You				
Your friend				
What you decide to do ...				

Where were you ...?

1 Take a card. Tell your partner where you were yesterday.

I was at the cinema yesterday.

Really? What was it like?




✓ new ✓ expensive ✓ good film



✓ old ✓ cheap ✓ busy



✓ new ✓ expensive ✓ plain



✓ new ✓ cheap ✓ noisy



✓ new ✓ modern ✓ noisy



✓ new ✓ modern ✓ safe



✓ noisy ✓ busy ✓ amazing



✓ busy ✓ new ✓ modern

## Guess the action!

1 Work in groups. Take a card. Say what you should/shouldn't do.

You should wear warm clothes.  
You should start with the body.

Build a snowman!

**Build a snowman.**

wear warm clothes / start with the body /  
use a carrot for the nose ...

**Clean your room.**

put litter in a bin / put your clothes  
in the wardrobe / make your bed ...

**Play chess.**

look at all of the pieces / learn how the  
pieces move / practise with a friend ...

**Start at a new school.**

don't be scared / make a new friend /  
ask the teacher for help ...

**Do your English homework.**

look at your English book / write the  
answers in your notebook / ask a friend  
for help ...

**Ride a bike.**

wear a helmet / stop at traffic lights /  
don't go very fast ...

**Paint an animal.**

use different colours / start with  
the body / look at the animal ...

**Cross a road.**

walk / don't run / look and listen ...

**Watch a film at the cinema.**

arrive on time / buy a ticket / be quiet ...

**Be happy at school.**

arrive on time / follow the rules /  
make friends ...

**Climb a wall.**

wear a harness / put your hands and feet  
in a safe place / don't look down ...

**Win a running race.**

practise every day / go faster and  
faster / don't push other people ...

**Jump on a trampoline.**

use your arms to go higher / don't go too  
high / keep your legs together ...

**Play volleyball.**

don't catch the ball / hit the ball with  
your hands / play on one side of a net ...


Find it!

1 Work in pairs. Take a card each. Help your partner find their object.

What's the matter?

What's it like?

I can't find my ring.



1 Look at the text on Class Book page 18. Match the titles with the pictures and the texts.

Trampolining



1 Jump as high as you can on our amazing trampolines! With the safety harness on, you can jump very high or try some more exciting moves!

Climbing



2 Do you love making things? Come and try your hand at lots of different arts and crafts! Would you rather learn knitting or sewing? Or would you rather learn painting or drawing?

Arts and crafts



3 Do you love climbing trees? Come and try our climbing wall! You can learn to climb safely and have lots of fun!

Races



4 We've got a lot of fun races, too! There are running races in the morning and afternoon.



1 Look at the text on Class Book page 18. Write **Yes** or **No**. Correct the sentences if they are wrong.

1 Give-it-a-go Day is on Friday. No  
Give-it-a-go Day is on Saturday.

2 You can jump very high on the trampoline with the harness. \_\_\_\_\_

3 The running races are always in the afternoon. \_\_\_\_\_

4 You can't learn how to climb at the Give-it-a-go Day. \_\_\_\_\_

5 There are a lot of making activities at the Give-it-a-go Day. \_\_\_\_\_

6 You fill in a form and pay 5 OMR to go to the activity day. \_\_\_\_\_

- 1 Look at the text on Class Book page 40. What was there in Istanbul 400 years ago? What wasn't there? Complete the table.

400 years ago, Istanbul was very different! The city was smaller than today. The Bosphorus was very busy, with a lot of boats. There weren't any cars or car parks, but there were a lot of horses! There weren't any trains or train stations. The roads weren't very safe. There were a lot of markets, but there weren't any cinemas. Galata Bridge was the only bridge in Istanbul.

There was/were ...	There wasn't/weren't ...
a lot of boats on the Bosphorus	



- 1 Look at the text on Class Book page 40. Write *Yes* or *No*. Correct the sentences if they are wrong.

- There were trains in Istanbul 400 years ago. No  
There weren't any trains in Istanbul 400 years ago.
- Galata Bridge was the only bridge in Istanbul. \_\_\_\_\_
- Before the fire of 1660, there weren't many buildings in Istanbul. \_\_\_\_\_
- Before, the Bosphorus was busy with a lot of boats. \_\_\_\_\_
- There were more bridges in Istanbul 400 years ago. \_\_\_\_\_



1 Read these texts from Class Book page 66. Now read the titles. Can you match the titles with the correct paragraphs?

a

**Thursday 8 May 1952**

My name is Talal and this is my first diary. I'm 11 years old. I've got three sisters and two brothers, but I'm the oldest child. I live on a farm with my mother and father in the countryside.

1 A busy market

b

**Friday 9 May 1952**

Today was a very exciting day because I visited Muscat for the first time. Muscat is the busiest and most famous city in my country. My father says that boats come here from around the world. When we arrived, there was a big boat there. I listened to all the people talking and shouting. It was so noisy!

2 About Talal

c

There was also a big market. We watched people buy things from the boat. Some of the things were from China! They looked very beautiful. It was great! I can't wait to go back again.

3 About Muscat



1 Read these texts from Class Book page 66. Write a title for each paragraph.

a

**Thursday 8 May 1952**

My name is Talal and this is my first diary. I'm 11 years old. I've got three sisters and two brothers, but I'm the oldest child. I live on a farm with my mother and father in the countryside.

b

**Friday 9 May 1952**

Today was a very exciting day because I visited Muscat for the first time. Muscat is the busiest and most famous city in my country. My father says that boats come here from around the world. When we arrived, there was a big boat there. I listened to all the people talking and shouting. It was so noisy!

c

There was also a big market. We watched people buy things from the boat. Some of the things were from China! They looked very beautiful. It was great! I can't wait to go back again.

[Empty dotted box for writing a title]

[Empty dotted box for writing a title]

[Empty dotted box for writing a title]

1 Look at the text on Class Book page 88. Match the sentences and the pictures.

1 I had a birthday party at my house.



2 We played some party games.

3 We wore party hats.

4 Mum and Dad put food and drink on a table.

5 We ate the party food.

6 The cat had cake on his face.



1 Look at the text on Class Book page 88. Write some words to complete the sentences about the story. Write 1, 2, 3 or 4 words.

1 Samira had a birthday party on Saturday.

2 The party was at \_\_\_\_\_.

3 At the party, Samira and her friends played \_\_\_\_\_.

4 The \_\_\_\_\_ was on a table in the house.

5 After eating, the children went into \_\_\_\_\_ to play.

6 When they were ready for the cake, they went \_\_\_\_\_.

7 There \_\_\_\_\_ any cake on the table.

8 Patch enjoyed the party because he \_\_\_\_\_.

1 Look at these questions. **Underline the important words.**

- 1 Who can run very quickly?      2 Who plays chess badly?

2  Listen and read. **Underline the answers to the questions.**

1 Who can run very quickly?

**Girl:** It's a Give-it-a-go Day at the sports centre tomorrow!

**Boy:** What's that?

**Girl:** It's an activity day. You can try a lot of different activities. There are races, too. I'm in a running race with Sara. She runs very quickly. I'm worried about it!

**Boy:** What about Azza? Is she in the race? She can run very quickly, too, can't she?

**Girl:** Azza? No, she runs very slowly! It's Sara who runs quickly.

2 Who plays chess badly?

**Boy:** And on Tuesday it's the school chess competition.

**Girl:** Who's playing in the school chess competition?

**Boy:** Basim. But he's terrible at chess, he plays so badly! Ammar is much better.

**Girl:** Why isn't Ammar playing?

**Boy:** He's ill so he can't play. That's why Basim is playing.



1  Listen and tick (✓) the correct answers.

1 Who can run quickly?       Azza       Sara       Ammar       Basim

2 Who runs slowly?       Azza       Sara       Ammar       Basim

3 Who plays chess badly?       Azza       Sara       Ammar       Basim

4 Who plays chess well?       Azza       Sara       Ammar       Basim

**1**  **Listen and read. Underline the names of places.**

**Man:** I hear you were in London last week, Bayan. Tell me all about it.

**Bayan:** It was great! We were in a hotel next to the Victoria train station.  
It was a big, modern hotel.

**Man:** Wasn't that very expensive?

**Bayan:** No, it was a cheap hotel.

**Man:** Great!

**Bayan:** Next to the hotel there was a beautiful park. There was even a café in the park!

**Man:** Fantastic! What was your favourite place?

**Bayan:** My favourite place was the zoo. There were so many animals!

**2** **Now do Activity 1 on page 41 of the Class Book.****1**  **Listen again and correct the sentences.**

**1** Bayan was in Madrid last week.

Bayan was in London last week.

**2** There was a bus station next to her hotel.

**3** Bayan's hotel was expensive.

**4** The park next to her hotel wasn't very nice.

**5** Her favourite place was the museum.

1 Match the words and the pictures.



the sun  
goes down

Bahla Fort

a necklace

making jars  
from clay

a well

a boat on  
the sea

2 Listen and read. Underline the important words.

1 What did Maryam visit?

**Maryam:** I'm Maryam. I was in Bahla for my holidays. I visited the famous fort. And I watched people make jars from clay! I loved my holiday there.

2 What did Hamzah visit?


**Hamzah:** I'm Hamzah. I was in the Musandam Peninsular. I visited the town of Khasab. I watched the boats on the beautiful blue sea, then I watched the sun go down.

3 Now do Activity 1 on page 67 of the Class Book.




1 Write the words to match the pictures.

Bahla Fort    a boat on the sea    making jars from clay  
a necklace    the sun goes down    a well



1 Bahla Fort    2 \_\_\_\_\_    3 \_\_\_\_\_    4 \_\_\_\_\_    5 \_\_\_\_\_    6 \_\_\_\_\_

2 Which things did Maryam and Hamzah see? Listen and tick (✓) the boxes.

- 1  Listen and read. Underline the questions in blue. Now underline the important words in the answers in red.

Yousuf and his friends Manar and Malik are talking about a busy weekend. What celebration did each child go to?

**Yousuf:** Hi, Manar. Hi, Malik!

**Manar:** Hi, Yousuf! How was your weekend?

**Yousuf:** It was good, thanks. I went to a great party!

**Manar:** Cool! Was it a birthday party?

**Yousuf:** No, it wasn't. It was a street party! There were a lot of tables with food and drink.

**Yousuf:** How about you? What did you do?

**Manar:** I went to a festival. We listened to music and then there were fireworks. What about you, Malik?

**Malik:** Well, I didn't go to a party or a festival; I went to a funfair! It was fantastic. I went on the big wheel and the rollercoaster!

- 2 Now do Activity 1 on page 89 of the Class Book.



- 1  Listen and write.

**Yousuf**

He went to \_\_\_\_\_

There were \_\_\_\_\_

**Manar**

She went to \_\_\_\_\_

There was \_\_\_\_\_


**Malik**

He went to \_\_\_\_\_

There was \_\_\_\_\_

1 Look and say. Read and colour.

I can name hobbies. 😊 😐 ☹️



1 go fishing



2 go sailing




3 go windsurfing




4 play chess



5 play board games




6 play computer games



7 build a robot




8 dress up




9 knit



10 sew



11 skip



12 kick

2 Look and say. Read and colour.

I can say what people can and can't do. 😊 😐 ☹️




I can swim but I can't surf!



Can the bird fly? No, it can't.

3 Look and say. Read and colour.

I can say how people can do things. 😊 😐 ☹️




I can write carefully.



They can't knit very well.

1 Look and say. Read and colour.


I can name places in a town.




market



square



shopping mall




car park




train station



bus stop



hotel




mosque




café



clothes shop



bridge



zoo

2 Look and say. Read and colour.

I can use *was/were* and *wasn't/weren't* to talk about the past.



Ali was at the zoo yesterday.



Were you at the market two weeks ago? No, we weren't.

3 Look and say. Read and colour.

I can use adjective to describe what there was or wasn't.



Many years ago, there was a busy market.



There weren't a lot of modern buildings.



1 Look and say. Read and colour.

I can name different objects. 😊 😐 ☹️




1 wall




2 khanjar




3 sword



4 jewellery



5 ring



6 necklace



7 coins



8 jar



9 well



10 stone



11 silver



12 clay

2 Look and say. Read and colour.

I can say what people did in the past. 😊 😐 ☹️




Sami climbed a wall two days ago.



Sheika and Aseel cooked lunch yesterday.

3 Look and say. Read and colour.

I can ask and answer questions about the past. 😊 😐 ☹️



Did he work yesterday?  
Yes, he did.



When did they visit the museum?  
They visited the museum yesterday.

1 Look and say. Read and colour.

I can name things we have or use when we celebrate.



funfair



big wheel



rollercoaster



present



wedding



buffet



go-kart



invitation



party



party games



costume



party hat

2 Look and say. Read and colour.

I can use irregular verbs in the past.



I wore a new dress.

We didn't take photos with our phone.

3 Look and say. Read and colour.

I can use ordinal numbers.



Ramadan is the 9<sup>th</sup> month of the Muslim year.



Samira's birthday party is 6<sup>th</sup> July.