



SULTANATE OF OMAN
MINISTRY OF EDUCATION

TEAM Together OMAN 4A



Photocopiables Teaching Notes

Contents

Photocopiable	Unit	Content
1A–1B	Unit 1	Vocabulary 1–2
2A–2B	Unit 2	Vocabulary 1–2
3A–3B	Unit 3	Vocabulary 1–2
4A–4B	Unit 4	Vocabulary 1–2
5A–5B	Unit 1	Grammar 1–2
6A–6B	Unit 2	Grammar 1–2
7A–7B	Unit 3	Grammar 1–2
8A–8B	Unit 4	Grammar 1–2
9–12	Units 1–4	CLIL
13–16	Units 1–4	Communication games
17–20	Units 1–4	Songs
21–24	Units 1–4	Culture videos
25–28	Units 1–4	English in action
29–32	Units 1–4	Reading
33–36	Units 1–4	Listening
37–40	Units 1–4	Self-assessment

Photocopiable 1 A, Unit 1, Vocabulary 1

Pupils work on their own or in pairs. Give out a copy of the worksheet to each pupil and ask them to read the clues. Pupils write the name of the school subject for each clue.

Answer key

1 Arabic 2 Science 3 Islamic Studies 4 Art 5 ICT 6 P.E. 7 Maths
8 Social Studies 9 English

Photocopiable 1 B, Unit 1, Vocabulary 2

Pupils work on their own. Give out a copy of the worksheet to each pupil and ask them to read the words in brackets and the start of each sentence. Pupils complete the sentences with their own ideas.

Answer key

Pupils' own answers

Photocopiable 2 A, Unit 2, Vocabulary 1

Pupils work on their own or in pairs. Give out a copy of the worksheet to each pupil and ask each pupil to cut out the cards. They mix up two sets of cards and place them face down on the table. Pupils take turns to find matching pairs, naming them each time (a picture and the correct text). If the pictures are the same, the children keep the pair and continue.

Photocopiable 2 B, Unit 2, Vocabulary 2

Pupils work on their own or in pairs. Give out a copy of the worksheet to each pupil and ask them to look at the picture. Pupils point at the different items they can see, and then write the name of the item.

Answer key

cup: two cups of coffee, a cup of tea

bowl: a bowl of salad, a bowl of fruit, a bowl of noodles

plate: a plate of sandwiches, a plate of cupcakes

bag: a bag of crisps

box: a box of cereal, a box of vegetables

glass: a glass of milkshake, two glasses of lemonade

jug: a jug of lemonade

Photocopiable 3 A, Unit 3, Vocabulary 1

Pupils work on their own or in pairs. Give out a copy of the worksheet to each pupil and ask them to look carefully at the photos. Pupils look at the jumbled letters provided, and then write the name of what they can see in the photo.

Answer key

1 lake 2 high 3 city 4 town 5 deep 6 hill 7 river 8 island 9 wide
10 waterfall 11 mountain 12 forest

Photocopiable 3 B, Unit 3, Vocabulary 2

Pupils work in pairs. Give a copy of the worksheet to each pair and ask them to cut out the dominoes (make sure they only cut along the dotted lines, not the line dividing the domino). They take it in turns to arrange the dominoes so that the pictures and words are next to each other.

Photocopiable 4 A, Unit 4, Vocabulary 1

Pupils work on their own. Give a copy of the worksheet to each pupil and ask them to look carefully at the clues for the puzzle. The first answer is provided. Pupils look at the pictures, and then write the jobs in the correct space in the puzzle. Remind them to check how many letter spaces there are for each clue.

Answer key

1 farmer 2 dentist 3 lawyer 4 vet 5 chef 6 scientist 7 engineer
8 mechanic 9 computer programmer 10 police officer 11 bus driver
Secret word: firefighter

Photocopiable 4 B, Unit 4, Vocabulary 2

Pupils work on their own or in pairs. Give out a copy of the worksheet to each pupil and ask them to look carefully at the class rules. They have to match opposite rules, so remind them about that. Pupils match each rule to its corresponding opposite rule.

Answer key

1 c 2 b 3 d 4 a

You must put litter in the bin. You must arrive on time. You must follow the rules.

You must be quiet in class.

You mustn't shout in class. You mustn't break the rules. You mustn't drop litter.

You mustn't be late.

Photocopiable 5 A, Unit 1, Grammar 1

Pupils work on their own. Give out a copy of the worksheet to each pupil and ask them to look carefully at the school timetable and the sentences. Pupils look at the gaps in the sentences and write the missing words. They can refer to the Grammar box if needed.

Answer key

- 1 have, at 2 When, have, twelve o'clock 3 Maths, half past 4 do, quarter past ten
5 have, at

Photocopiable 5 B, Unit 1, Grammar 2

Pupils work on their own. Give out a copy of the worksheet to each pupil and ask them to read the sentences. Pupils look at the words in brackets provided, and then rewrite the sentences using the words in brackets. They can refer to the Grammar box for help.

Answer key

- 1 always reads her book 2 sometimes plays tennis 3 often goes swimming
4 never plays football

Photocopiable 6 A, Unit 2, Grammar 1

Pupils work on their own. Give out a copy of the worksheet to each pupil and ask them to look carefully at the pictures. They identify what they can see in each picture. Pupils write sentences about what they can see using the key words. They can refer to the Grammar box if needed.

Answer key

- 1 a lot of cupcakes. In Picture B, there are two cupcakes.
2 In Picture A, there are some oranges. In Picture B, there are some oranges and some bananas.
3 In Picture A, there are some crisps. In Picture B, there aren't any crisps.
4 In Picture A, there are three sandwiches. In Picture B, there's one sandwich.
5 In Picture A, there isn't any salad. In Picture B, there is some salad.
6 In Picture A, there are two bottles of lemonade. In Picture B, there are five glasses of lemonade.

Photocopiable 6 B, Unit 2, Grammar 2

Pupils work on their own. Give out a copy of the worksheet to each pupil and ask them to look carefully at the picture. They have to write questions and answers about what they can see. Pupils can refer to the Grammar box for help, if needed.

Answer key

- 1 Is there any salad? No, there isn't.
- 2 Are there any sandwiches? Yes, there are.
- 3 Is there any fruit? Yes, there is.
- 4 Are there any cupcakes? Yes, there are.

Photocopiable 7 A, Unit 3, Grammar 1

Pupils work on their own. Give a copy of the worksheet to each pupil. They write true sentences using the words in brackets. An example is given, and pupils can refer to the Grammar box if needed.

Photocopiable 7 B, Unit 3, Grammar 2

Pupils work on their own. Give a copy of the worksheet to each pupil. They read the adjectives in the box and use them to complete the sentences. Pupils can compare their answers with a partner.

Answer key

- 1 coldest 2 biggest 3 longest 4–8 Pupils' own answers

Photocopiable 8 A, Unit 4, Grammar 1

Pupils work on their own. Give out a copy of the worksheet to each pupil and ask them to look carefully at the picture. They have to complete the sentences about what they can see. Pupils can refer to the Grammar box for help, if needed.

Answer key

- 1 are playing 2 is picking 3 are building 4 is helping 5 is wearing 6 trousers
7 a hat

Photocopiable 8 B, Unit 4, Grammar 2

Pupils work on their own. Give out a copy of the worksheet to each pupil and ask them to look carefully at the list of class rules. They have to complete the class rules using key words. Pupils can refer to the Grammar box for help, if needed.

Answer key

1 must 2 mustn't 3 must 4 must 5 mustn't 6 must 7 mustn't 8 must

Photocopiable 9, Unit 1, CLIL Link: Science

Pupils work on their own. Give a copy of the worksheet to each pupil.

Activity 1: Pupils look at the photos and identify the items. They answer the question.

Answer key

cereal box, cardboard/paper

Activity 2: Pupils answer the question.

Answer key

key, scissors, paper clip

Activity 3: Pupils look at the illustrations and read the sentences. They complete the table.

Answer key

The magnet attracts these: key, scissors, paper clip

The magnet doesn't attract these: cereal box, silver bowl, coin

Activity 4: Pupils answer the question by drawing the picture.

Photocopiable 10, Unit 2, CLIL Link: Science

Pupils work on their own. Give a copy of the worksheet to each pupil.

Activity 1: Pupils look at the photos and write the items in the correct column in the table.

Answer key

Food from plants: apple, potato, peas, banana, beans, juice

Food from animals: fish, cheese, eggs, milkshake, chicken, milk

Activity 2: Pupils look at the photos and read the sentences. They circle the correct words.

Answer key

1 an animal 2 a plant 3 a plant 4 a plant 5 a plant

Photocopiable 11 A, Unit 3, CLIL Link: Science

Pupils work on their own. Give a copy of the worksheet to each pupil.

Activity 1: Pupils read the text and look at the photos. They match the two halves of the sentences.

Answer key

1 c, 2 d, 3 a, 4 e, 5 b

Activity 2: Pupils look at the words in the box. They write the words in the correct column in the table.

Answer key

River animals: duck, frog, crocodile

Not river animals: plant, tree, water

Photocopiable 11 B, Unit 3, CLIL Link: Science

Pupils work on their own. Give a copy of the worksheet to each pupil.

Activity 1: Pupils look at the photos and read the words. They circle the correct places and answer the question.

Answer key

ponds, rivers, lakes; seas

Activity 2: Pupils circle the correct words.

Answer key

1 plants 2 float 3 grow 4 long 5 light

Activity 3: Pupils number the pictures in the correct order.

Answer key

3 2 1 4

Photocopiable 12, Unit 4, CLIL Link: Science

Pupils work on their own. Give a copy of the worksheet to each pupil.

Activity 1: Pupils look at the family tree and read the names. They answer the questions.

Answer key

1 Rasha 2 Yes, Anas 3 three 4 Yousuf and Azza 5 Ahmed and Ali

6 Muna and Manar

Photocopiable 13, Unit 1, Communication game

Pupils work in pairs. Give each pupil a copy of the worksheet. They take it in turns to ask each other questions e.g. *How often do you watch TV?* and tick the corresponding answer. Encourage them to give full answers e.g. *I watch TV three times a week.* Give the class a time limit. Then ask them to write about their partner in the space provided.

Photocopiable 14, Unit 2, Communication game

Pupils work in pairs. Give a copy of the worksheet to each pupil and ask them to cut out the food items and fridges. They place a book or a folder between them to hide their fridges. They place five items on Picture A. Pupils then take it in turns to ask each other questions to guess what's in their partner's fridge e.g. *Is there any salad?* If their partner answers yes, they draw this item in fridge Picture B. They continue until one person has guessed all of the items correctly.

Photocopiable 15, Unit 3, Communication game

Pupils work in groups. Give each pupil a copy of the worksheet. Pupils take it in turns to ask each other questions e.g. *Who is the tallest person in our class?* They write the person's name next to the sentence. Give the class a time limit. Then elicit the names of children e.g. *Ahmed thinks Faisal is the tallest person in our class.*

Photocopiable 16, Unit 4, Communication game

Pupils work in pairs. Give one copy of the game to each pair and ask them to cut out the cards. They shuffle the cards and place them in a pile face down in the centre of the table. Each pupil takes a card without showing it to their partner, looks at it and says a typical rule for that place using *must* or *mustn't* to help their partner guess the place e.g. *You mustn't drop litter here.* Their partner may answer *The playground.* If it isn't correct, the pupil will say *No, it isn't* and it is the other person's turn to give a rule for their place. They take it in turns to say rules and guess the place. The person who guesses the place correctly keeps the card and takes another and play continues until there are no more cards in the middle of the table.

Photocopiables 17–20, Units 1–4, Songs

Pupils can use these worksheets for further vocabulary practice with the text of the song.

- In every unit, pupils listen to the song and simultaneously do the corresponding task: circle or write the target words.
- You may wish to use the worksheet to check pupils' retention of the song. Pupils first complete the task, then listen to the song and check.
- **The procedure for the songs worksheets is the same for all units.**

Answer key

Photocopiable 17, Unit 1, Song:

1 twice a week 2 three times a week 3 never 4 every day 5 always

Photocopiable 18, Unit 1, Song:

1 shop 2 plates 3 bottles 4 any 5 lemonade 6 tea 7 cups 8 aren't

Photocopiable 19, Unit 1, Song:

1 higher 2 longer 3 bigger 4 hottest 5 highest 6 widest 7 lowest 8 coldest

Photocopiable 20, Unit 1, Song:

1 bus driver 2 drop any litter 3 police officer 4 in the bin 5 follow 6 shout
7 be late 8 be quiet

Photocopiables 21–24, Culture videos

Culture video worksheets are designed to accompany the videos in the Culture lessons in each unit of the Class Book (Lesson 5).

- Play the video once from the beginning to the end without pausing, for general comprehension.
- Then distribute the worksheets and ask pupils to watch the video again and do the tasks. You can play the video once for each of the tasks, unless you can see that your pupils can do Activity 3 from memory and only watch again to check.
- **The procedure for the video worksheets is the same for all units.**

Photocopiable 25, Unit 1, English in action

Pupils work in pairs and decide who is going to be Pupil A/B. Give one copy of the worksheet to each pair of pupils to cut in half. Pupils read the information in their tables. They should not show each other their tables. They take it in turns to ask questions to find out when they can do something together with their partner e.g. *Pupil A: Do you want to play football on Friday? Pupil B: When? Pupil A: At quarter past eleven. Pupil B: Sorry, I can't. I'm not free. They should find one activity they can do together on Friday and one activity on Saturday.*

Photocopiable 26, Unit 2, English in action

Pupils work in pairs and decide who is going to be Pupil A/B. Give one copy of the worksheet to each pair of pupils to cut up. Make sure they only cut along the dotted lines. There is a shopping list and a shop with price list. Ask the pupils to fold the shop in half and place it in front of them so that they can see the prices and their partner can see the name of their shop. They now take it in turns to 'go shopping' at their partner's shop. They should buy the items on their shopping list and note down the total price for each item e.g.

Pupil A: *Can I have four apples, please?*

Pupil B: *Here you are. Anything else?*

Pupil A: *No, that's it, thanks.*

Pupil B: *Right ... that's two rials, please.*

Pupil A: *Here you are.*

Pupil B: *Thank you.*

It is now Pupil B's turn to go shopping at Pupil A's shop. They continue taking it in turns to buy one item each until they have bought all of the items on their lists. They then add up the total amount they have spent. Ask the Pupil As and Bs how much their shopping comes to. Pupil As spend 11 OMR. Pupil Bs spend 10 OMR.

Photocopiable 27, Unit 3, English in action

Pupils work in pairs and decide who is going to be Pupil A/B. Give out copies of the Team Together for Oman Grade 4 Term A Teaching notes maps prepared. Pupils should not show their maps to each other. The pupils take it in turns to ask and give directions to the buildings listed on their part of the worksheet

e.g. Excuse me, can you tell me the way to the museum, please. / Sure. Tell pupils to begin from 'Start' and follow the direction of the arrow, each time they give directions. Pupils write the name on the building on their map. Once they have the names of all six buildings, they compare their maps to see if they have the same.

Photocopiable 28, Unit 4, English in action

Pupils work in pairs. Give one copy of the game to each pair and ask them to cut out the cards. They shuffle the cards and place them face down in a pile in the centre of the table. A pupil takes a card without showing it to their partner, looks at it and follows the conversation from Class Book, page 91. Their partner takes the role of the emergency service. Once they have completed the conversation, it is the other pupil's turn to take a card and together they role play the conversation. They can continue until there are no cards left in the pile.

Photocopiables 29–32, Units 1–4, Reading

These worksheets are designed as extra help with the texts in the skills lesson in every unit (Lesson 7). Reading support worksheets can be used in place of the Class Book reading comprehension activity, for pupils who struggle. Reading challenge activities offer extension and can be used as extra practice for stronger pupils.

Photocopiable 29, Unit 1, Reading

Pupils work on their own. Give a copy of the worksheet to each pupil.

Reading support

Activity 1: Pupils read the text in the Class Book and answer the questions.

Answer key

1 ✓ 3 ✓ 5 ✓ 8 ✓

Reading challenge

Activity 2: Pupils reorder the words and write the questions.

Answer key

- 1 When does school start? At 7.15.
- 2 How does Maryam go to school? She walks.
- 3 What does Maryam have? Her uniform and her pencil case.
- 4 What is Maryam's favourite subject? Art
- 5 Who is Maryam's teacher? Mrs Zahra.
- 6 What does Maryam do in Art? Draw a picture.
- 7 Where is Maryam's picture? On the wall of the Art room.

Photocopiable 30, Unit 2, Reading

Pupils work on their own. Give a copy of the worksheet to each pupil.

Reading support

Activity 2: Pupils match the instructions to the photos.

Answer key

1 d 2 c 3 b 4 a

Activity 3: Pupils put the sentences in the correct order.

Answer key

3 4 1 2

Reading challenge

Activity 1: Pupils write the correct answers.

Answer key

1 b 2 c 3 d 4 e 5 a

Activity 2: Pupils answer the question.

Answer key

You need to buy the ingredients and plan the time. Then you can cook.

Activity 3: Pupils answer the question.

Answer key

First, Then, After that, Last

Photocopiable 31, Unit 3, Reading

Pupils work on their own. Give a copy of the worksheet to each pupil.

Reading support

Activity 1: Pupils underline the key words and match to the pictures.

Answer key

visit, d; go canoeing, a; see, e; turns over, c; swim, b

Reading challenge

Activity 1: Pupils complete the sentences.

Answer key

1 older cousin 2 canoeing together 3 going quickly down a wadi
4 a rock 5 (too) dangerous 6 loudly six times 7 safe

Photocopiable 32, Unit 4, Reading

Pupils work on their own. Give a copy of the worksheet to each pupil.

Reading support

Activity 1: Pupils complete the sentences.

Answer key

a 4, 8 b 3, 7 c 1, 6 d 2, 5

Reading challenge

Activity 2: Pupils answer the questions.

Answer key

Pupils' own answers

Photocopiables 33–37, Units 1–4, Listening

Just like Reading support and challenge worksheets, these listening worksheets are designed as extra help with the texts in the skills lesson in every unit (Lesson 8). Listening support worksheets can be used in place of the Class Book listening activity for pupils who struggle.

Listening challenge activities offer extension and can be used as extra practice for stronger pupils.

Photocopiable 33, Unit 1, Listening

Pupils work on their own. Give a copy of the worksheet to each pupil.

Listening support

Activity 1: Pupils listen and answer the questions.

Answer key

1 I have swimming lessons after school today.

2 Your lesson is at quarter past four!

Activity 2: Pupils choose the correct pictures.

Answer key

1 C 2 B

Listening challenge

Activity 1: Pupils listen and choose the correct answer.

Answer key

1 a 2 c 3 b

Photocopiable 34, Unit 2, Listening

Pupils work on their own. Give a copy of the worksheet to each pupil.

Listening support

Activity 1: Pupils listen, read and answer the questions.

Answer key

Anas: cheese

Malik: fruit and vegetables

Yousuf: crisps and cake

Listening challenge

Activity 1: Pupils listen and complete the chart.

Answer key

Anas I like cheese, I don't like bread

Malik I like fruit and vegetables, I don't like ice cream

Yousuf I like cake, I don't like fruit or vegetables

Activity 2: Pupils answer the questions.

Answer key

Pupils' own answer

Photocopiable 35, Unit 3, Listening

Pupils work on their own. Give a copy of the worksheet to each pupil.

Listening support

Activity 1: Pupils look at the questions and underline the words.

Answer key

Where is Dina from? What's Dina's favourite place?

Activity 2: Pupils listen and answer the questions.

Answer key

I'm from Egypt. I'm from Cairo. My favourite place is in the mountains.

Listening challenge

Activity 1: Pupils listen and answer the questions.

Answer key

- 1 Osamah and Dina
- 2 She's from Cairo in Egypt.
- 3 There are deserts, beautiful mountains and beaches.

Photocopiable 36, Unit 4, Listening

Pupils work on their own. Give a copy of the worksheet to each pupil.

Listening support

Activity 1: Pupils listen and match the questions and answers.

Answer key

1 c 2 a 3 b 4 e 5 d

Activity 2: Pupils fill in the chart.

Answer key

Name: Hamzah

Job: farming

Age: sixteen

Where does he work now? On his uncle's farm

Does his uncle only grow tomatoes? No, he grows other vegetables and sometimes he has sheep, too.

What does he like about farming? He likes working outside.

Listening challenge

Activity 1: Pupils listen and answer the questions.

Answer key

- 1 Do you like being a farmer? Yes, I do! I love it!
- 2 How old are you, Hamzah? I'm sixteen.
- 3 Where are you working right now? I'm working on my uncle's farm.
- 4 Does your uncle only grow tomatoes? No, he grows other vegetables.
- 5 What do you like about farming? I like working outside. It's healthy!

Photocopiables 37–40, Units 1–4, Self-assessment

Pupils work on their own. Give a copy of the worksheet to each pupil.

- Pupils look at the pictures and read the sentences under the pictures. They then work in pairs, in turns saying the sentences for their partner to listen and point to a picture. Pupils read the 'can do' sentence for each exercise and choose and colour one of the happy faces.
- **The procedure and suggested activities for the self-assessment photocopiables is the same for all units.**

1 What are they learning? Write the school subject.

I learn about my language.

1 Arabic

I learn about plants and animals.

2 _____

I learn about my culture.

3 _____

I learn to draw.

4 _____

I learn to use a computer.

5 _____

I play sports.

6 _____

I learn about numbers.

7 _____

I learn about my town or city.

8 _____

I learn to say 'How are you?'

9 _____



1 Write sentences about your school timetable. Use subjects and how often you have the subject.

1 (once a week) I have _____.

2 (every day) I have _____.

3 (twice a week) I have _____.

4 (three times a week) I have _____.

5 (sometimes) I _____.













6 (never) I _____.

7 (often) I _____.

8 (always) I _____.

1 Play a memory game.




			
			
			
cereal	coffee	crisps	cupcakes
fruit	milkshake	lemonade	noodles
salad	sandwiches	tea	vegetables



1 What can you see? Use words from the box.

cup (×2) bowl (×3) jug plate (×2) bag box (×2) glass (×2)



two cups of coffee

1 Solve the puzzles.

aelk



1 lake

ghhi




2

iytc




3

notw



4

pede



5

lilh



6

vrrei



7

nilsad



8

deiw



9

atefwlrlr



10

tmnoanui



11

srfeto



12




1 Play dominoes.



a hot desert



a deep lake




a high mountain



a dirty car



a hard problem



a clean car




an old man



a big animal



a beautiful waterfall



a wide river

1 Write the jobs in the puzzle. Find the secret word.

✂ The secret word is _____.

1 Match the opposites in these class rules.

1 put litter in the bin	a follow the rules
2 shout in class	b be quiet in class
3 arrive on time	c drop litter
4 break the rules	d be late

Now write the rules in the correct box.

must

You must put litter in the bin.

mustn't

Grammar

I have Science at quarter past eleven.

When do we have Maths?

Azza doesn't have P.E. at quarter to ten on Wednesdays.

We have Maths on Tuesdays at eleven o'clock.

1 Look at Hamzah's school timetable. Write the missing words.

1 When do you have English?

We have English _____ quarter past nine.

2 _____ do you have Art? We _____

Art on Wednesday at _____.

3 When do you have _____? We have Maths

on Wednesday at _____ eight.

4 When _____ you have P.E.? We have P.E. on Wednesday at

_____.

5 When do you _____ Science? We have Science on Wednesday

_____ half past one.

Wednesday	
8.30-9.15	Maths
9.15-10	English
10-10.15	break
10.15-11	P.E.
11-11.45	Arabic
11.45-12	break
12-12.45	Art
12.45-1.30	lunch
1.30-2.15	Science



Grammar

I do my homework every day.

She is always busy.

Joory plays tennis twice a week.

He always eats fish for lunch.

1 Rewrite the sentences.

1 She reads her book every day.

(always) She always reads her book.

2 She plays tennis twice a week.

(sometimes) She _____.

3 She goes swimming three times a week.

(often) She _____.

4 She doesn't play football.

(never) She _____.



Grammar



There are a lot of noodles, some crisps and a few sandwiches.

There is a lot of salad, some coffee and a little lemonade.

There aren't any cupcakes.

There isn't any bread.

1 Look at the pictures. Find six differences and write sentences.



1 In Picture A, there are a lot of cupcakes. In Picture B, there are a few cupcakes.

- 2 _____
- 3 _____
- 4 _____
- 5 _____
- 6 _____



There are a lot of apples. / There's a bag of apples.

Are there any apples?

Yes, there are. / No, there aren't.


There's some coffee. / There are two cups of coffee.

Is there any coffee?

Yes, there is. / No, there isn't.

1 Write four questions about the picture. Write the correct answer.

- 1 Is there any salad ? No, there isn't.
- 2 _____ ? _____
- 3 _____ ? _____
- 4 _____ ? _____



This mud is deeper than my shoes!	The wadi is longer than the road.
A mountain is higher than a hill.	My gloves are dirtier than yours!

1 Write true sentences.

1 (bigger) Muscat is _____ bigger than Ibri.

2 (longer) The Nile is _____

3 (smaller) Jebel Shams is _____

4 (cleaner) _____

5 (shorter) _____

6 (higher) _____



This is the longest wadi in the desert.	Mount Everest is the highest mountain in the world.
-----------------------------------------	-----------------------------------------------------

1 Finish the sentences. Use long adjectives from the box.

dangerous ~~cold~~ tall big beautiful funny long famous

1 The _____ coldest _____ country in the world is Canada.

2 The _____ city in Oman is Muscat.

3 The _____ river in the world is the Nile.

4 The _____ person in my class is _____.

5 The _____ person in my family is _____.

6 _____ is the most _____ footballer in the world.

7 _____ is _____ animal in the world.

8 _____ is _____ in the world.

I'm watching Lottie's house. He's opening the door.

They aren't playing cards. He isn't eating any food.

Are you wearing a green jacket? Yes, I am. / No, I'm not.

Is he wearing a yellow jacket? Yes, he is. / No, he isn't.

1 What's happening in the picture? Write the missing words.



In the picture, two girls (1) are playing (play) basketball.

A man (2) _____ (pick) an orange. Two engineers (3) _____

(build) a bridge. A police officer (4) _____ (help) a cat in a tree.

He (5) _____ (wear) a shirt, (6) _____ and (7) _____.



Grammar

You must be quiet in class.

You mustn't break the rules at school.

1 Complete the class rules poster.

1 You must help your friends.

2 You _____ arrive late.

3 You _____ do your homework.

4 You _____ listen to the teacher.

5 You _____ eat in class.

6 You _____ put litter in the bin.

7 You _____ shout in class.

8 You _____ follow the rules in class!

Class Rules

- Be quiet.
- Don't run.
- Raise your hand.

Magnets attract metal objects

1 Which of these items is not made of metal? Read and circle the word. Then write.




1 key



2 scissors



3 cereal box



4 paper clip



5 silver bowl



6 coin

What is it made of? _____

2  Look at the six objects in Activity 1. Write the metal objects you think the magnet attracts.

3  Now look what happens! Write the objects from Activity 1 in the table.



magnet



The magnet attracts this metal key.





The magnet doesn't attract this metal can.



The magnet attracts these	The magnet doesn't attract these
<p>_____</p> <p>_____</p>	<p>_____</p> <p>_____</p>

4 Which materials from Activity 1 does Bo's magnet attract? Draw Bo with three different metal objects on his body.

Where does food come from?

1 Is it from a plant or from an animal? Write the food in the correct column.



Food from plants	Food from animals
 <p>apple</p> <p>_____</p> <p>_____</p> <p>_____</p> <p>_____</p> <p>_____</p>	 <p>_____</p> <p>_____</p> <p>_____</p> <p>_____</p> <p>_____</p>

2 Where do you think they come from? Circle a plant or an animal.



1 milk → butter

Butter comes from a plant **an animal**.

2 potatoes → crisps

Crisps come from a plant **an animal**.

3 tea → leaves

Tea comes from a plant **an animal**.

4 wheat → cereal

Cereal comes from a plant **an animal**.

5 coffee → beans

Coffee comes from a plant **an animal**.

What lives in a river habitat?

1 Read about river habitats. Then match the sentences with the words.



shelter



insect



frog



crocodile

Many plants and animals live in a river habitat. A habitat gives animals food and shelter. Animals are safe when they've got shelter. River plants give food to insects and animals in the water. You can see ducks and frogs in river habitats in different countries. Crocodiles and alligators live in river habitats in hot countries.

- | | |
|--------------------------------------------------------------------|-----------------------------|
| 1 It's where many plants and animals live. | a food |
| 2 When animals have got this, they are safe. | b crocodiles and alligators |
| 3 This is what river plants give insects and animals. | c a river habitat |
| 4 You can see these animals in rivers in many different countries. | d shelter |
| 5 These animals live in river habitats in hot countries. | e ducks and frogs |

2 What can you see in a river habitat? Write the words in the table.

duck plant frog tree water crocodile


River animals	Not river animals
duck	

Can plants grow in water?

1 Plants grow in many places. Circle the freshwater places.



freshwater



salty water


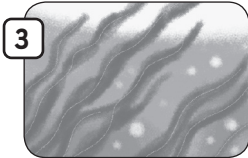



pond

ponds rivers sand mud seas lakes

Which place has got salty water? _____

2 Circle the correct word.







- 1 Some water animals **plants** have got big leaves.
- 2 Big leaves help plants to **float** **fly** in the water.
- 3 Some plants can **give** **grow** in the sea.
- 4 Seaweed is a plant with **long** **high** roots.
- 5 All plants need **light** **night** to grow in water.

3 Water plants are in a food chain. Number the parts in this pond food chain.

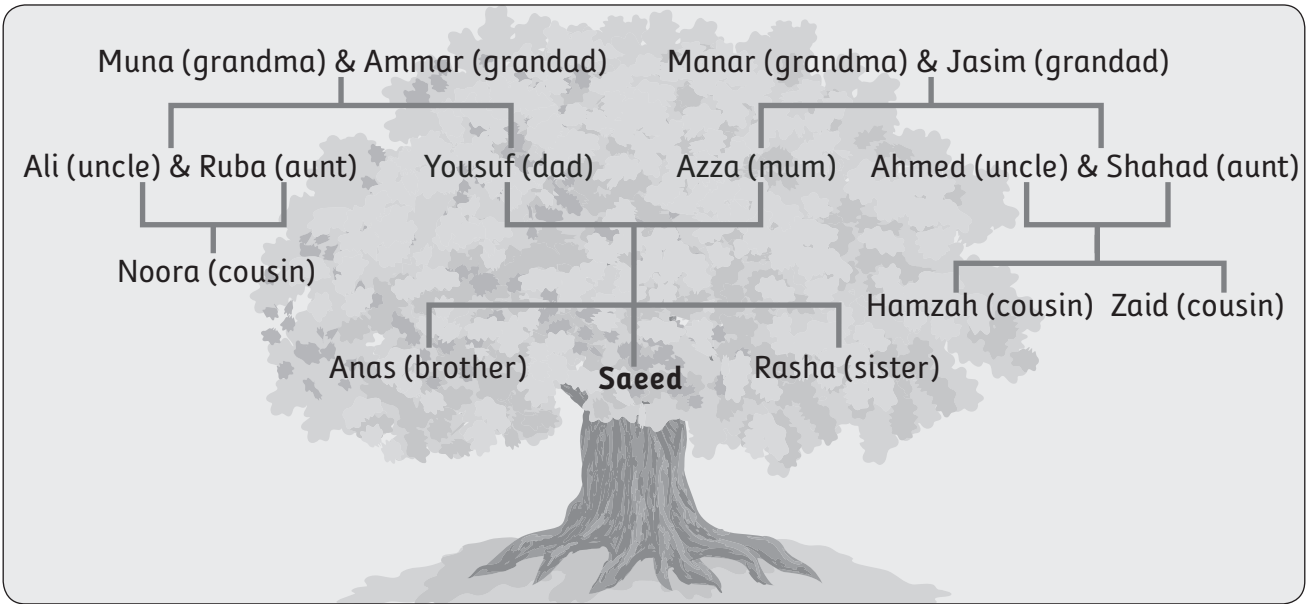


4 Draw and write the words in the pond food chain. Draw arrows.



What is a family tree?

1 Look at this family tree. It shows you all the people in Saeed's family. Then answer the questions.



- 1 Who is Saeed's sister? Rasha
- 2 Has Saeed got a brother? Yes
- 3 How many cousins has Saeed got? Three
- 4 Who are Saeed's mum and dad? Azza and Yousuf
- 5 What are the names of Saeed's two uncles? Ali and Ahmed
- 6 Who are Saeed's two grandmas? Muna and Manar

2 Draw three people in your family. Write about them.



This is _____.
He's / She's _____
years old. He's / She's a
_____ (job).



Here's my _____.
He's / She's _____
years old. He's / She's a
_____ (job).



And this is _____.
He's / She's _____
years old. He's / She's a
_____ (job).

1 Work in pairs. Ask questions and tick (✓) the boxes.


	Every day	Three times a week	Twice a week	Once a week	At the weekend	Never
1 How often / watch TV?						
2 How often / play football?						
3 How often / go swimming?						
4 How often / do homework?						
5 How often / listen to music?						
6 How often / play basketball?						
7 How often / do English homework?						
8 How often / do Maths at school?						
9 How often / ride a bike?						
10 How often / do after-school activities?						

2 Write about your friend. Use *always, often, sometimes* and *never*.

My friend _____

1 Play in pairs. What's in the fridge?

PICTURE A



PICTURE B



1 Work in groups. Find someone who knows...

1 ... the tallest person in your class.

2 ... the highest mountain in Oman.

3 ... the youngest person in your school.

4 ... the sweetest fruit.

5 ... the funniest person in your class.

6 ... the biggest city in Oman.

7 ... the happiest person in your class.

8 ... the shortest month of the year.

9 ... the coldest country in the world.

10 ... the oldest person in your class.

Do you know the tallest person in our class?

Yes, I do. It's Saif.

1 Where am I? Play a guessing game!

You mustn't drop litter here.

The playground.



1  Listen and write.

never

always

~~twice a week~~

every day

three times a week

Joory is so busy! Joory is so busy!
I want to play with Joory
But she's always so busy!



She plays tennis (1) twice a week.

She reads her book every day.

She goes swimming (2) _____.

And she (3) _____ comes out to play!

Joory is so busy! Joory is so busy!
I want to play with Joory
But she's always so busy!

I do my homework (4) _____

I play football twice a week.

I have time to play with Joory.

But she's (5) _____ so busy!

Joory is so busy! Joory is so busy!
I want to play with Joory
But she's always so busy!



1  Listen and write.

There's a party in the park!
 But there aren't any cups!
 Let's go quickly to the (1) restaurant (shop)!
 Hurry up, hurry up!



Are there any (2) plates boxes of sandwiches?
 Yes, there are, all lined up!
 Are there any (3) cans bottles of water?
 Yes, but there aren't any cups!

There's a party in the park!
 But there aren't (4) some any cups!
 Let's go quickly to the shop!
 Hurry up, hurry up!



Is there a lot of (5) milk lemonade?
 And is there a lot of (6) tea coffee?
 Yes, there is, oh yes, there is,
 But we need (7) cups bags too, you see!

There's a party in the park!
 But there (8) are aren't any cups!
 Let's go quickly to the shop!
 Hurry up, hurry up!

1  Listen and write.

What's (1) **higher** **highest** than a skyscraper?
What's bigger than the sea?

What's (2) **longer** **longest** than the river Nile?
Come on, let's go and see!

What's (3) **bigger** **biggest** than an elephant?
What bird is taller than me?

What's the (4) **hotter** **hottest** desert?
Come on, find out with me!




Where's the (5) **higher** **highest** mountain?
Where's the deepest sea?

Where's the (6) **wider** **widest** river?
Come on, find out with me!

Where's the (7) **lower** **lowest** oasis?


What's the (8) **colder** **coldest** sea?
Where's the longest wadi?
Come on, find out with me!



1  Listen and write.

police officer shout in the bin be quiet
 drop any litter follow ~~bus driver~~ be late



What's the (1) bus driver saying to you?
 'You must buy your ticket
 And you mustn't (2) _____!
 Where are you? Where are you?' 

What's the (3) _____ saying to you?
 'You must put your litter (4) _____
 And (5) _____ the rules when you're playing here!
 Where are you? Where are you?'

What's the teacher saying to you?
 'You mustn't (6) _____,
 you mustn't (7) _____
 When you come for lessons every day!
 Where are you? Where are you?'

What's the school nurse saying to you?
 'Quiet, please! You must (8) _____
 When I'm helping you!
 Where are you? Where are you?'



1 Watch. Then look and write.

uniform ~~primary school~~ school bus forest school




primary school

2 Write and colour.

skirt ~~trousers~~ jumper trousers shirt



These children are wearing a school uniform. The boy is wearing grey (1) trousers, a white (2) _____ and a blue (3) _____. the girl isn't wearing (4) _____. She's wearing a grey (5) _____.



3 Watch again and match.

- | | |
|-------------------------------------|--------------------------------------------------------------|
| 1 In the UK, children go to | a elementary school. |
| 2 In the USA, children go to | b at half past eight. |
| 3 In the UK, children | c at three o'clock, a quarter past three or half past three. |
| 4 In the USA, children | d wear a uniform. |
| 5 In the UK, school usually starts | e at three o'clock or half past three. |
| 6 In the USA, school usually starts | f primary school. |
| 7 In the UK, school finishes | g at nine o'clock. |
| 8 In the USA, school finishes | h don't always wear a uniform. |

1 Watch. Then write and match.

fondue bubble tea sushi

1 In Asia, a lot of people drink

_____.

2 In Switzerland, a lot of people eat

_____.

3 In Asia, a lot of people eat

_____.



2 Watch and circle.

Scones

You make scones with:



You eat scones with:



3 Watch and write.

fruit biscuit eggs ~~meringue~~ sugar cream



In a pavlova, there is (1) meringue . This is like a (2) _____ . You make it with (3) _____ and (4) _____ . Then there is a lot of (5) _____ . Finally, there is (6) _____ .

1 Watch. Then unscramble and write.



wNe dlaZaen

1 Aoraki/Mount Cook National Park is in _____.



nCaaad

2 Banff National Park is in _____.



het AUS

3 The National Park in Washington DC is in _____.

2 Watch. Then write and circle.

Lincoln memorial


Washington monument

Jefferson memorial



1st

3rd



13th

3rd



16th

6th

3 Watch. Then read and write True or False.

- 1 The highest mountain in New Zealand has two names. True _____
- 2 Banff National Park is the highest national park in Canada. _____
- 3 You can see bison and hot pools in the Grand Canyon National Park. _____
- 4 Yellowstone and the Grand Canyon are in the USA. _____

1 Watch. Then read and write.

dentist barista ~~farmer~~ chef police officer bagpiper



farmer



2 Watch. Then read and match.

- | | |
|-------------------------|--------------------------------|
| 1 The vet is | a serving two cups of coffee. |
| 2 The soldier is | b guarding Buckingham Palace. |
| 3 The farmer is | c directing traffic. |
| 4 The firefighters are | d putting out a fire. |
| 5 The barista is | e checking his field of wheat. |
| 6 The police officer is | f looking after a cat. |

3 Watch and write. Use the present continuous.

guard the Tower of London stand very still ~~play music~~ ride to the palace



The soldiers are playing music.



The soldiers



The soldiers and horses



The Beefeaters

Making arrangements

Pupil A

- 1 Find one activity you can do together on Friday and one activity on Saturday. Ask and answer questions.

Do you want to go to the park on Friday?

Sorry, I can't.

Diary

Friday		Saturday	
9.30	ride a bike	9.30	ride a bike
11.15	play football	11.15	play basketball in the park
1.00	have lunch at aunt's house	1.00	have lunch at Grandma's house
2.45	do homework	2.45	read a book
4.30	go shopping with mum	4.30	play video games at home
6.00	go to the cinema	6.00	ride my bike




Pupil B

- 1 Find one activity you can do together on Friday and one activity on Saturday. Ask and answer questions.

Do you want to go to the park on Friday?

Sorry, I can't.



Friday		Saturday	
9.30	do homework	9.30	play with sister
11.15	play tennis	11.15	play basketball in the park
1.00	have lunch at home	1.00	have lunch at home
2.45	watch TV	2.45	go roller skating
4.30	go to the park	4.30	read a book
6.00	go to the cinema	6.00	go skateboarding

Go shopping!

Can I have four apples, please?

1 Ask and answer questions. How much did you spend?

That's two rials.



Pupil A

	<u>Price</u>
4 apples	2 OMR
2 cans of lemonade	_____
a box of cereal	_____
2 sandwiches	_____
a bag of crisps	_____
a bottle of milk	_____
Total	_____

Pupil B

	<u>Price</u>
a bag of grapes	_____
2 oranges	_____
2 bottles of water	_____
6 eggs	_____
a bag of salad	_____
4 cupcakes	_____
Total	_____

Pupil A's shop

Muna's shop

Fold here

<u>Muna's Shop Price List</u>	
a bag of grapes	2 OMR
2 bottles of water	1 OMR
1 orange	1 OMR
a bag of salad	2 OMR
2 cupcakes	1 OMR
6 eggs	1 OMR

Pupil B's shop

Omar's shop

Fold here

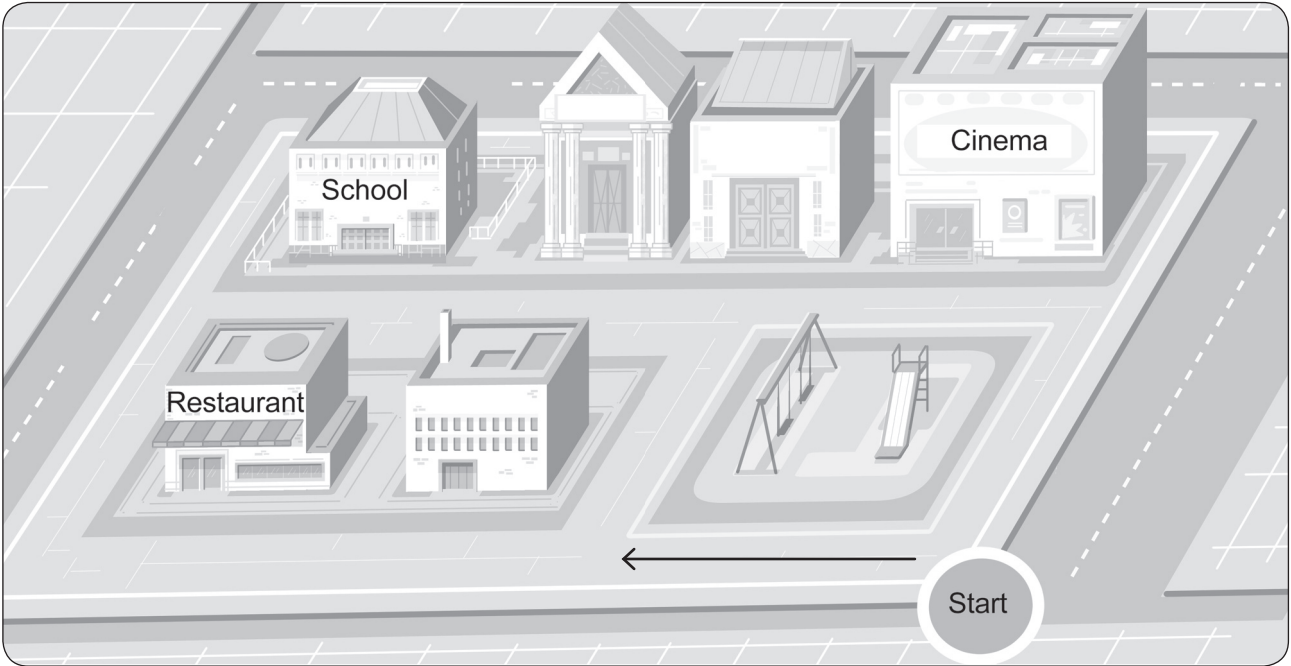
<u>Omar's Shop Price List</u>	
1 sandwich	2 OMR
2 cans of lemonade	1 OMR
2 apples	1 OMR
a box of cereal	2 OMR
a bottle of milk	1 OMR
a bag of crisps	1 OMR

Asking the way

Pupil A

- 1 Ask for directions to the museum, the chemist and the bank. Write the places on the map.

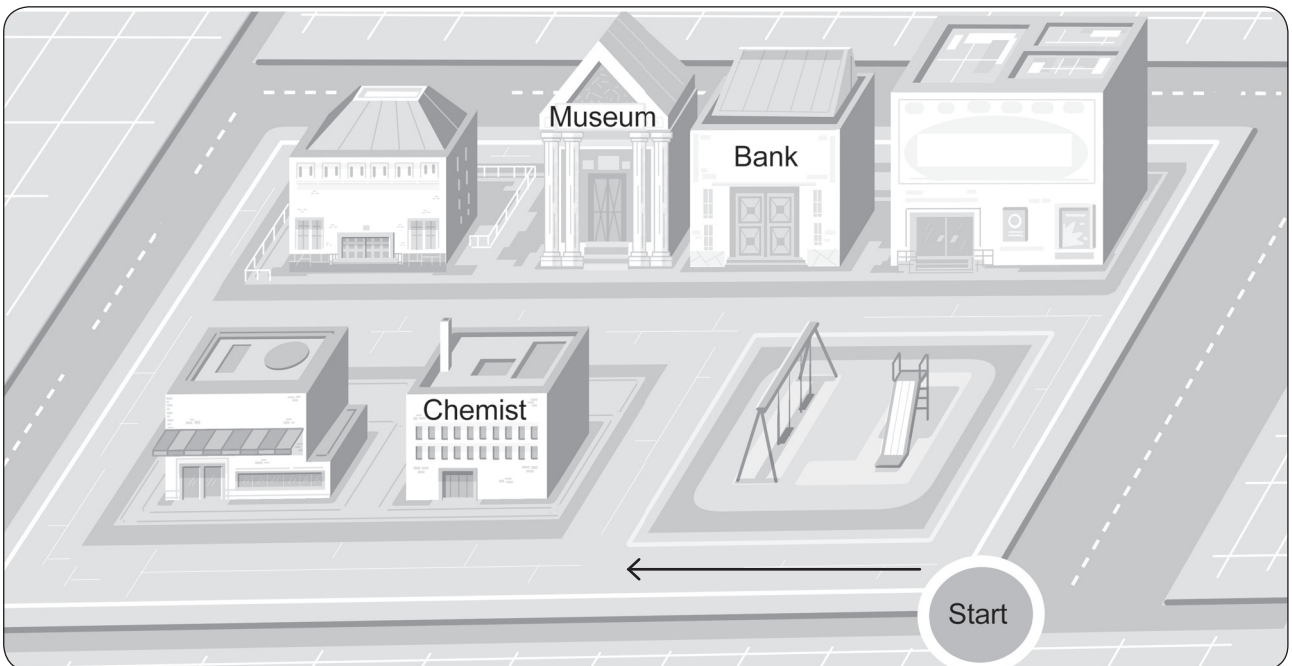
Excuse me, can you tell me the way to the museum, please?



Pupil B

- 1 Ask for directions to the school, the restaurant and the cinema. Write the places on the map.

Excuse me, can you tell me the way to the school, please?



Call the emergency services!

1 Ask and answer questions.

I need an ambulance, please.

OK. What's your name?



Emergency service: Ambulance
Name: Muna Gawas
Address: 4 Airport Road, Haima
Phone number: 34 251234
Emergency: My sister has got a broken foot.

Emergency service: Fire brigade
Name: Jasim Shah
Address: 101 Beach Street, Sur
Phone number: 24 405000
Emergency: My house is on fire.

Emergency service: Police
Name: Yasir Khan
Address: 43 Fort Street, Muscat
Phone number: 24 638037
Emergency: Someone's car is in my garage.

Emergency service: Ambulance
Name: Bayan Hussein
Address: 29 Main Road, Salahah
Phone number: 24 602657
Emergency: My grandma is feeling ill.

Emergency service: Police
Name: Saeed Menon
Address: 78 Mosque Road, Suhar
Phone number: 24 400642
Emergency: There's water everywhere in the house.

Emergency service: Ambulance
Name: Hamzah Sharma
Address: 5 Museum's Road, Suwayq
Phone number: 22 895140
Emergency: My brother is sick.

Emergency service: Police
Name: Yousuf Ali
Address: 7 Sultan Road, Ibri
Phone number: 22 127376
Emergency: There's a car accident on Grange Road.

Emergency service: Fire brigade
Name: Azza Bolochia
Address: 236 Park Street, Muscat
Phone number: 21 784591
Emergency: There's a fire in the kitchen.

1 Look at the text on Class Book page 22. Read and tick (✓) the sentences about Maryam's first day at her new school.

- 1 Maryam is worried.
- 2 Maryam is in Grade 3.
- 3 Maryam walks to school.
- 4 School starts at quarter to nine.
- 5 Maryam has her uniform and her pencil case.
- 6 Maryam's favourite subject is Arabic.
- 7 Maryam's teacher is Mrs Eman.
- 8 Maryam likes drawing.



1 Look at the text on Class Book page 22. Order and write the questions. Write the answers.

- 1 does / start / school / When
 _____ When does school start _____ ? _____ At 7.41.
- 2 Maryam / go / How / school / does / to
 _____ ? _____
- 3 have / does / What / Maryam
 _____ ? _____
- 4 subject / What / favourite / is / Maryam's
 _____ ? _____
- 5 teacher / Maryam's / is / Who
 _____ ? _____
- 6 in / What / Maryam / do / Art / does
 _____ ? _____
- 7 is / Where / picture / Maryam's
 _____ ? _____

1 Find the words from the box in the text on Class Book page 44.

add butter chicken cook serve spices water wheat

2 Match the instructions to the photos.

- 1 Add the spices. Cook for a few more minutes.
- 2 Add a little butter and serve.
- 3 Cook some wheat in water.
- 4 Add the chicken and cook some more.



3 Look at Activity 2 again. Order sentences 1–4.



1 Look at the text on Class Book page 44. Write the answers.

1 Look at the recipe. What information does a recipe give?
Write the parts in order 1–5.

- | | | | |
|---------------------------------------|-----------------------|----------------------------|---------------------------|
| <input type="checkbox"/> a | Instructions | <input type="checkbox"/> d | How many people it is for |
| <input checked="" type="checkbox"/> 1 | b | <input type="checkbox"/> e | Ingredients |
| <input type="checkbox"/> c | Time it takes to make | | |

2 Why do the ingredients and the time come before the instructions?

3 Which words help you understand the order of the instructions?

- 1 This is the text from Class Book page 70. Underline the action verbs (doing words) and match them to the pictures.

I visit my older cousin, Amjed. He lives in Sur. We go canoeing together on the beautiful blue waters of Wadi Shab. There is a lot of water in the wadi today and we go very quickly down the wadi. This is harder than canoeing in a lake!

Suddenly, I see a big tree across the wadi! The canoe turns over. I swim to the side, but Amjed is on a rock in the middle of the wadi. His arm is hurt. He's cold and tired.



- 2 Now do the activities on Class Book page 70.

- 1 Look at the text on Class Book page 70. Complete the sentences.

- 1 Jasim visits his _____ older cousin _____, Amjed, in Sur.
- 2 Jasim and Amjed go _____ together in Wadi Shab.
- 3 Canoeing in a lake is easier than _____.
- 4 The canoe turns over. Amjed gets to _____.
- 5 It's _____ for Jasim to swim to Amjed, so he blows a whistle.
- 6 He blows the whistle _____ as an emergency signal.
- 7 The helicopter takes Amjed to hospital. Now he's _____.

1 Look at the text on Class Book page 92. Read and match.

a I draw the people in video games.

1 Rocket engineer



b I take care of animals.

2 Sound artist



c I build rockets.

3 Zoo vet



d I make sounds for TV programmes and films.

4 Video game animator



1 Look at the text on Class Book page 92. Answer the questions.

1 Do you think Warren likes his job? _____
Why? _____

2 Do you think Mike likes his job? _____
Why? _____

3 Do you think Martina likes her job? _____
Why? _____

4 Do you think Alison likes her job? _____
Why? _____

5 Which of these four jobs would you most like to do? _____
Why? _____

1  Listen and read. Look at the questions. Underline the answers.

1 What is Saeed doing after school today?

Anas: Hi, Saeed.

Saeed: Hi, Anas.

Anas: Do you want to play tennis after school today?

Saeed: Sorry, I can't. I have swimming lessons after school today.

Anas: OK! See you tomorrow.

Saeed: Bye.

2 What time is Azza's Quran lesson?

Mum: Azza, it's nearly time for your Quran lesson! Are you ready to go?

Azza: Yes, Mum!

Mum: Have you got your bag?

Azza: Yes, Mum. I've got it!

Mum: Your lesson is at quarter past four. Off you go. Hurry up!

Azza: OK! Bye, Mum!

2 Now look at Class Book page 23, Activity 1 and choose the correct pictures.

1  Listen and choose the correct answer.

1 What does Anas want to do?

- a play tennis
 b play basketball
 c go swimming

2 What is Saeed doing after school today?

- a He's playing tennis.
 b He's playing basketball.
 c He's going swimming.

3 What time is Azza's Quran lesson?

- a It's at quarter to four.
 b It's at quarter past four.
 c It's at half past four.

1  Listen and read. Underline the food that Anas, Malik and Yousuf like. It's Saturday morning. Amjed invites his friends for lunch today. What does each child like?

Amjed: Dad, my friends Anas, Malik and Yousuf are coming for lunch today and there isn't any food in the house!

Dad: Oh, yes, you're right. Let's do the shopping list and then we can go to the supermarket.

Amjed: But it's so difficult because they all like different things.

Dad: OK. What do they like?

Amjed: Well, Anas loves cheese. But he doesn't like bread. So we can't even give him sandwiches.

Dad: OK. What about Malik?

Amjed: Well, Malik loves fruit and vegetables.

Dad: That's great because we can give him a lot of healthy food.

Amjed: Yes, and he doesn't like sweet things like ice cream.

Dad: What about Yousuf?

Amjed: Oh, Yousuf is really difficult! He loves crisps and cake. But he doesn't like fruit or vegetables. Can you think of any recipe?

Dad: Oh! Making food for your friends isn't easy!



1  Listen and complete the chart.

	Anas	Malik	Yousuf
I like ...	cheese		
I don't like ...			

2 Can you help Amjed and his dad? What food would you give the children?

1 Look at these questions. Underline the important words.

Where is Dina from?

What's Dina's favourite place?

2  Listen and read. Underline the answers to the questions.**1 Where is Dina from?****Osamah:** Hi, I'm Osamah.**Dina:** Hi, I'm Dina.**Osamah:** Where are you from, Dina?**Dina:** I'm from Egypt.**Osamah:** That's interesting! Where in Egypt are you from?**Dina:** I'm from Cairo.**2 What's Dina's favourite place?****Osamah:** Is Egypt very beautiful?**Dina:** Yes, it is.**Osamah:** What's the landscape like?**Dina:** Well, there are deserts, beautiful mountains and beaches. My favourite place is in the mountains. I love walking in the mountains.**Osamah:** It sounds great.**1  Listen and answer the questions.**

1 What are the children's names? _____

2 Where is Dina from? _____

3 What's the landscape like there? _____

1  Listen and match the questions and answers.

- | | |
|---------------------------------------|------------------------------------------------------------------|
| 1 Do you like being a farmer? | a I'm sixteen. |
| 2 And how old are you, Hamzah? | b I'm working on my uncle's farm. |
| 3 Where are you working right now? | c Yes, I do. I love it. |
| 4 Does your uncle only grow tomatoes? | d I like working outside. |
| 5 What do you like about farming? | e No, he grows other vegetables and sometimes he has sheep, too. |

2 Now fill in the information.

Name	Hamzah
Job	
Age	
Where does he work now?	
Does his uncle only grow tomatoes?	
What does he like about farming?	



1  Write the interviewer's questions. Listen and check.

Now write Hamzah's answers. Listen and check.


- 1 farmer / you / Do / being / like / a Do you like being a farmer _____ ?
 Answer: Yes, I do! I love it! _____
- 2 you / old / are / How / Hamzah _____ ?
 Answer: _____
- 3 are / now / working / Where / you / right _____ ?
 Answer: _____
- 4 only / uncle / your / grow / tomatoes / Does _____ ?
 Answer: _____
- 5 do / farming / like / What / about / you _____ ?
 Answer: _____

1 Look and say. Read and colour.

I can say school subjects. 😊 😐 😞



Arabic



Maths



Science




Art



ICT



Social Studies



Islamic Studies



English

2 Look and say. Read and colour.

I can say the time I do activities. 😊 😐 😞



I have Art at quarter past ten.



Azza has Islamic Studies at quarter past eleven.



Nawaf has ICT on Sundays at 12.30.

3 Look and say. Read and colour.

I can say how often I do activities. 😊 😐 😞

Su	M	T	W	Th	F	S
		✓			✓	

Ahmed goes swimming twice a week.

Su	M	T	W	Th	F	S
					✓	✓

Maryam plays tennis at the weekend.

Su	M	T	W	Th	F	S
✓	✓	✓	✓	✓	✓	✓

I do my homework every day.

1 Look and say. Read and colour.

I can say foods and drinks and containers. 😊 😐 😞



a bowl of soup



a box of cereal



a bag of fruit



a plate of sandwiches



a glass of milk



a cup of coffee



a can of lemonade



a bottle of water

2 Look and say. Read and colour.

I can talk about food and drink. 😊 😐 😞



There isn't any salad.
There aren't any grapes.

There's a little bread.
There are some vegetables.

There is a lot of tea.
There are a lot of noodles.

3 Look and say. Read and colour.

I can ask and answer questions about food and drink. 😊 😐 😞

cereal	fruit	coffee	eggs	milk	water	lemonade	vegetables
x	✓ a bag	x	x	✓	x	✓ two cans	✓ a bowl

Are there any eggs?
No, there aren't.

Is there any lemonade?
Yes, there is. There are two cans of lemonade.

Is there any fruit?
Yes, there is. There's a bag of fruit.

1 Look and say. Read and colour.


I can describe landscapes. 😊 😐 😞



The river is wide.




The mountain is high.




The lake is deep.

2 Look and say. Read and colour.


I can use comparatives. 😊 😐 😞



A cheetah is faster than a horse.



A mouse is smaller than an elephant.



A giraffe is taller than a camel.

3 Look and say. Read and colour.


I can use superlatives. 😊 😐 😞



The biggest city in Oman is Muscat.



The longest river in the world is the Nile.



The highest mountain in the world is Mount Everest.

1 Look and say. Read and colour.

I can say what people with different jobs are doing. 😊 😐 😞



The vet is looking after a cat.



The scientist isn't teaching Science. She's talking.



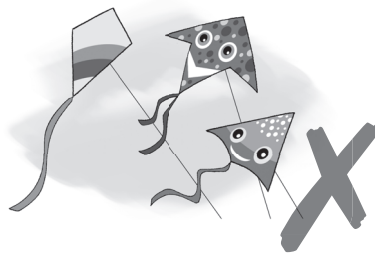
The chef isn't growing vegetables. He's cooking.

2 Look and say. Read and colour.


I can ask and answer questions about what people are doing. 😊 😐 😞



Is Reem making cupcakes?
Yes, she is.



Is Malik flying a kite?
No, he isn't.




Are Fatma and Noora playing tennis?
Yes, they are.

3 Look and say. Read and colour.

I can use *must* and *mustn't*. 😊 😐 😞



You must be on time.



You must be quiet in class.



You mustn't drop litter.