



SULTANATE OF OMAN
MINISTRY OF EDUCATION

TEAM Together OMAN 3 B



Photocopiables Teaching Notes

Contents

Photocopiable	Unit	Content
47–48	Unit 5	Vocabulary 1–2
49–50	Unit 6	Vocabulary 1–2
51–52	Unit 7	Vocabulary 1–2
53–54	Unit 8	Vocabulary 1–2
55–56	Unit 5	Grammar 1–2
57–58	Unit 6	Grammar 1–2
59–60	Unit 7	Grammar 1–2
61–62	Unit 8	Grammar 1–2
63–66	Units 5–8	Communication games
67–70	Units 5–8	Songs
71–74	Units 5–8	Stories
75–78	Units 5–8	Culture videos
79–82	Units 5–8	English in action
83–86	Units 5–8	Phonics
87–88	Learning Club 3–4	CLIL
89–92	Units 5–8	Self-assessment

Photocopiable 47, Unit 5, Vocabulary 1

Pupils work on their own. Give a copy of the worksheet to each pupil and ask them to find the 10 animal words in the wordsearch and write them in the spaces provided.

Answer key

g	x	t	d	c	h	n
o	s	b	u	h	b	b
c	h	i	c	k	e	n
o	e	r	k	e	e	l
w	e	d	k	b	c	r
c	p	g	o	a	t	t
h	o	r	s	e	e	n
d	o	n	k	e	y	d
r	a	b	b	i	t	u

1 sheep 2 horse 3 chicken 4 bee 5 goat 6 cow 7 rabbit 8 bird
9 donkey 10 duck

Photocopiable 48, Unit 5, Vocabulary 2

Pupils work on their own or in pairs. Give out a copy of the worksheet to each pupil and ask the pupils to cut out the cards. They mix up two sets of cards and place them face down on the table. They take turns to find matching pairs, naming them each time (a picture and the correct text). If the cards are the same, the pupils keep the pair and continue.

Photocopiable 49, Unit 6, Vocabulary 1

Pupils work on their own. Give a copy of the worksheet to each pupil and ask them to describe each of the pictures 1–10, using the words from the box above. They then complete the crossword on their own. Explain that the puzzle will tell them where the children are. They will need to find the arrow and read the words going downwards (11).

Answer key

1 soft 2 dirty 3 plain 4 fancy 5 wet 6 hard 7 new 8 old 9 dry
10 clean 11 out in the forest

Photocopiable 50, Unit 6, Vocabulary 2

Pupils work on their own. Give a copy of the worksheet to each pupil and ask them to colour the paint splodges. Then ask them to colour the pictures according to the colour key. They use the letters surrounding each picture to solve the puzzle and write the word on the line.

Answer key

- 1 sunscreen (3 – yellow, 4 – grey, 5 – blue)
- 2 tent (1 – orange, 2 – green, 3 – yellow, 4 – grey)
- 3 toothpaste (2 – green, 4 – grey, 5 – blue)
- 4 sleeping bag (5 – blue, 6 – red, 7 – black, 8 – brown)
- 5 shampoo (3 – yellow, 9 – purple, 10 – pink)
- 6 torch (1 – orange, 2 – green, 6 – red, 7 – black)

Photocopiable 51, Unit 7, Vocabulary 1

Pupils work in pairs. Give out a copy of the worksheet to each pupil and ask the pupils to cut out the cards. They mix up two sets of cards and place them face down on the table. They take turns to find matching pairs, naming them each time (a picture and the correct word). If the cards are the same, the children keep the pair and continue.

Photocopiable 52, Unit 7, Vocabulary 2

Pupils work on their own. Give a copy of the worksheet to each pupil and ask them to find the 5 place words in the wordsearch and write them under the correct picture.

Answer key

b	t	r	s	v	u	w	t	v	r	b
e	n	o	p	p	o	s	i	t	e	e
h	p	l	x	v	w	r	s	n	t	t
i	e	x	t	u	b	e	h	d	w	w
n	i	n	f	r	o	n	t	o	f	e
d	n	e	x	t	t	o	p	r	e	e
t	p	o	s	t	e	e	x	t	n	n

- 1 in front of 2 next to 3 opposite 4 behind 5 between

Photocopiable 53, Unit 8, Vocabulary 1

Pupils work in pairs. Give a copy of the worksheet to each pupil. They solve the puzzle and write the animal words on the lines. They then cut out the dominoes (make sure they only cut along the dotted lines, not the line dividing the domino) and mix both sets. They take it in turns to arrange the cards so that the pictures and words are next to each other.

Answer key

1 giraffe 2 eagle 3 camel 4 bear 5 penguin 6 lion 7 panda 8 crocodile
9 kangaroo 10 elephant

Photocopiable 54, Unit 8, Vocabulary 2

Pupils work on their own. Give a copy of the worksheet to each pupil and ask them to do the matching activity. They then make a wordsearch by including all of the words in the grid below, filling the remaining squares with letters. They swap their wordsearches with a friend and find their friend's words in the grid.

Answer key

1 e 2 b 3 g 4 c 5 h 6 a 7 f 8 d

Photocopiable 55, Unit 5, Grammar 1

Pupils work on their own. Give a copy of the worksheet to each pupil. They order and write the questions. Then they write the answers using the sentences from the box.

Answer key

1 Is it jumping? Yes, it is. 2 Is it swimming? No, it isn't. 3 Is she running? Yes, she is.
4 Is he drawing? No, he isn't. 5 Is it walking? Yes, it is. 6 Is she flying? No, she isn't.
7 Is he singing? Yes, he is. 8 Is she reading? No, she isn't. 9 Is it running? Yes, it is.
10 Is it flying? No, it isn't.

Photocopiable 56, Unit 5, Grammar 2

Pupils work on their own. Give a copy of the worksheet to each pupil. They look at the pictures and the ticks and crosses. They write the corresponding questions and answers under each picture.

Answer key

1 a Are they brushing the horses? No, they aren't.
b Are they collecting the eggs? Yes, they are.
2 a Are they sweeping the barn? No, they aren't.
b Are they fixing the gate? Yes, they are.

- 3 a** Are they milking the cows? No, they aren't.
b Are they cleaning the cage? Yes, they are.
- 4 a** Are they collecting the eggs? No, they aren't.
b Are they milking the cows? Yes, they are.
- 5 a** Are they fixing the gate? No, they aren't.
b Are they milking the cows? Yes, they are.
- 6 a** Are they cleaning the cage? No, they aren't.
b Are they sweeping the barn? Yes, they are.

Photocopiable 57, Unit 6, Grammar 1

Pupils work on their own. Give a copy of the worksheet to each pupil. They look at the pictures and the ticks and crosses. They solve the word puzzles. Then they write the corresponding sentences about each picture using the words in the box.

Answer key

- 1** I've got a fancy kite. I haven't got a plain kite.
2 He's got a new computer. He hasn't got an old computer.
3 She's got a dirty dress. She hasn't got a clean dress.
4 He's got wet trainers. He hasn't got dry trainers.

Photocopiable 58, Unit 6, Grammar 2

Pupils work on their own. Give a copy of the worksheet to each pupil. They order and write the questions and circle the answers by looking at the picture and deciding whether the sentence is true or not. If you have time, you can ask the pupils to make their own cards including other pictures and writing the questions for their friends to answer.

Answer key

- 1** Has he got a sleeping bag? Yes, he has.
2 Have you got shampoo? Yes, I have.
3 Has she got a tent? No, she hasn't.
4 Has he got a torch? No, he hasn't.
5 Have you got sunscreen? Yes, I have.
6 Has she got toothpaste? No, she hasn't.

Photocopiable 59, Unit 7, Grammar 1

Pupils work on their own. Give a copy of the worksheet to each pupil. Ask the class to describe the two pictures of the living room and bedroom. They solve the word puzzles and complete the sentences about the pictures. They then colour the furniture in the pictures in the corresponding colours.

Answer key

- 1 There are two blue beds in the bedroom.
- 2 There's a pink wardrobe in the bedroom.
- 3 There's a yellow armchair in the living room.
- 4 There are two black bookcases in the bedroom.
- 5 There's a green window in the living room.
- 6 There's a black television in the living room.
- 7 There's a red clock in the bedroom.
- 8 There's a red and white armchair in the living room.

Photocopiable 60, Unit 7, Grammar 2

Pupils work on their own. Give a copy of the worksheet to each pupil. They solve the word puzzles and complete the sentences about the pictures.

Answer key

- 1 There aren't any mirrors next to the door.
- 2 There aren't any armchairs opposite the window.
- 3 There isn't a sofa in front of the television.
- 4 There isn't a television between the bookcases.
- 5 There aren't any wardrobes behind the bed.
- 6 There isn't a clock opposite the door.
- 7 There aren't any beds in front of the window.
- 8 There isn't a window behind the armchairs.
- 9 There isn't a teddy between the armchairs.
- 10 There aren't any skateboards next to the door.

Photocopiable 61, Unit 8, Grammar 1

Pupils work on their own. Give a copy of the worksheet to each pupil. They order and write the questions and write answers about the animals. They then match the questions to the animal pictures.

Answer key

- 1 Can penguins fly? No, they can't. – d 2 Can bears swim? Yes, they can. – a
3 Can eagles fly? Yes, they can. – e 4 Can camels swim? Yes, they can. – b
5 Can crocodiles fly? No, they can't. – c
6 Can elephants jump? No, they can't. – h 7 Can pandas fly? No, they can't. – j
8 Can giraffes run? Yes, they can. – i 9 Can monkeys jump? Yes, they can. – f
10 Can kangaroos climb trees? No, they can't. – g

Photocopiable 62, Unit 8, Grammar 2

Pupils work on their own. Give a copy of the worksheet to each pupil. They look at the pictures and solve the word puzzles. They then write the questions and circle the appropriate answers.

Answer key

- 1 Are there any ice lollies? Yes, there are. 2 Is there a coconut? No, there isn't.
3 Is there a mango? Yes, there is. 4 Are there any burgers? Yes, there are.
5 Are there any grapes? No, there aren't. 6 Is there a kiwi? Yes, there is.
7 Is there an ice lolly? No, there isn't. 8 Are there any kiwis? No, there aren't.

Photocopiable 63, Unit 5, Communication game

The pupils choose which action the children are doing and match it with a line to either a boy, a girl or 2 children. (There is a choice of actions: feeding chickens, etc.) In the case of the animals, they match it to an animal or animals. (There is a choice of actions: running, walking, etc.)

After matching and colouring their picture they work in pairs. They should not show each other their worksheet. They ask and answer questions using the information on their pictures. For example:

Pupil 1: Aseel. Is she sweeping the barn?

Pupil 2: No, she isn't.

Pupil 1: Is she brushing the horse?

Pupil 2: Yes, she is.

Pupil 1: Sara and Jasim. Are they feeding the chickens?

Pupil 2: No, they aren't.

Pupil 1: Are they collecting eggs?

Pupil 2: Yes, they are.

Pupil 1: Ducks. Are they flying?

Pupil 2: No, they aren't.

Pupil 1: Are they swimming?

Pupil 2: Yes, they are.

Photocopiable 64, Unit 6, Communication game

Pupils find the differences in the pictures by comparing them and making statements about the two pictures and the differences.

First, the pupils compare the two pictures and work in pairs to find 12 differences in picture 2. They make statements about the differences, e.g. *In picture 1 she's got a plain backpack. In picture 2 she's got a fancy backpack.*

Then they ask questions to identify people in either picture 1 or picture 2.

For example:

Pupil A: Picture 1. He's wearing a jacket. He's got a ball.

Pupil B: (Pointing) Is it this boy?

Pupil A: Yes, it is.

Answer key

In picture 1, he's got an old sleeping bag. In picture 2, he's got a new sleeping bag.

In picture 1, he's got a wet sleeping bag. In picture 2, he's got a dry sleeping bag.

In picture 1, he's got a robot. In picture 2, he hasn't got a robot.

In picture 1, she's got a book. In picture 2, she hasn't got a book.

In picture 1, she's got a fancy kite. In picture 2, she's got a plain kite.

In picture 1, he's got toothpaste. In picture 2, he hasn't got toothpaste.

In picture 1, she's got shampoo. In picture 2, she hasn't got shampoo.

In picture 1, he's got sunscreen. In picture 2, he's got a torch.

In picture 1, he's got a soft ball. In picture 2, he's got a hard ball.

In picture 1, she's got a plain backpack. In picture 2, she's got a fancy backpack.

In picture 1, he's got a dirty baseball cap. In picture 2, he's got a clean baseball cap.

In picture 1, she's got an old scooter. In picture 2, she's got a new scooter.

Photocopiable 65, Unit 7, Communication game

Cut the worksheets in half and give half the class Pupil A and half the class Pupil B. In pairs, pupils sit back-to-back and take turns to describe their pictures. The aim is to find similarities and differences, without looking at each other's pictures. They mark the differences with a small cross when they discover them. They can also draw in what's missing. They must not show each other the pictures until they have found all the differences. Then they can compare the pictures and write the differences in their notebooks.

Answer key

In the bedroom:

In picture 1, there are two skateboards next to the door. In picture 2, there are three balls next to the door.

In picture 1, there are two windows behind the beds. In picture 2, there are two pictures behind the beds.

In picture 1, there's a wardrobe between the beds. In picture 2, there's a mirror between the beds.

In picture 1, there are two chairs in front of the beds. In picture 2, there aren't any chairs in front of the beds.

In picture 1, there's a dinosaur on the desk. In picture 2, there's a dinosaur under the desk.

In the living room:

In picture 1, there are two bookcases next to the door. In picture 2, there aren't any bookcases next to the door.

In picture 1, the door is open and there is a bag behind the door. In picture 2, the door is closed and there isn't a bag.

In picture 1, there isn't a cat in front of the television. In picture 2, there's a cat in front of the television.

In picture 1, there's one armchair opposite the door. In picture 2, there are two armchairs opposite the door and one armchair next to the door.

In picture 1, there are two keys on the table. In picture 2, there are two books on the table.

Photocopiable 66, Unit 8, Communication game

Copy the worksheet so there are enough sheets for the class. Cut out the questions and answers. Then give each pupil three questions and three answers at random. Their task is to circulate round the class and say what is on their card. They need to find a matching question or answer to the cards they have. See who can finish first.

Photocopiables 67–70, Units 5–8, Songs

Pupils can use these worksheets for further vocabulary practice with the text of the song.

- In every unit, pupils listen to the song and simultaneously do the corresponding task: circle or write the target words.
- You may wish to use the worksheet to check pupils' retention of the song. Pupils first complete the task, then listen to the song and check.
- **The procedure for the songs worksheets is the same for all units.**

Answer key

Photocopiable 67

1 cows 2 sweeping 3 sweeping 4 donkeys 5 cleaning 6 fixing

Photocopiable 68

1 shampoo 2 torch 3 tent 4 toothpaste 5 sunscreen 6 sleeping bag

Photocopiable 69

1 bed 2 red 3 behind 4 in front of 5 clock

Photocopiable 70

1 there 2 coconuts 3 mango 4 isn't 5 burgers 6 hungry 7 kiwi 8 Yes

Photocopiables 71–74, Units 5–8, Stories

Pupils can use the sets of storycards in various ways.

- **Hold up the picture.** Pupils have one set each or one between two in pairs. Play the story recording again. Pupils listen and hold up the correct story card.
- **Sequencing.** Pupils have one set each or one for each pair or small group. Play the story recording again. Pupils listen and put the story cards in the correct sequence. Alternatively, they sequence the story cards first, then listen and check they are right.

- **Matching.** Make enough sets of story cards so that each pupil in the class will have one card. Distribute the cards to the class. Pupils have to arrange themselves into story groups, with one of each frame per story. They then put the story in order. (Note some pupils may need to have more than one picture so that all the stories are complete.)
- **Completing speech bubbles.** Pupils make and write the speech bubbles, using the story text in the Class Book or words on the board to help them.
- **The procedure and suggested activities for the mini storycards are the same for all the units.**

75–78 to follow when videos available

Photocopiables 79–82, Units 5–8, English in action

Pupils can use the sets of pictures as 'realia' when they practise the English in action dialogues from the Class Book.

- **The procedure for the English in action cards is the same for all units.**

Photocopiables 83–86, Units 5–8, Phonics

Pupils use the phonics worksheets to practise the phonics from the Class Book.

- Pupils first complete the words using the correct letters. Encourage them to say the words aloud.
- They then complete the table with the correct words from Activity 1.
- After that, Encourage them to add words that use the same phonics. The pictures will help them to remember words they have met with these sounds previously.
- **The procedure and suggested activities for the Phonics photocopiables is the same for all units.**

Answer key (Activities 2 and 3)

Photocopiable 83

pr	tr
press	truck
prize	train
pray	tree
pram	trip
project	tracksuit
present	trainers

Photocopiable 84

spr	str
spread	stream
spring	string
sprint	strong
	stretch
	street

Photocopiable 85

sn	sm	sl	st
snail	smile	slug	step
snake	smoke	slide	storm
snap	smell	slippers	story

Photocopiable 86

ng	nk
king	drink
ring	think
sing	tank
long	
swing	
fingers	

Photocopiable 87, Learning Club 3, CLIL

Pupils work on their own. Give a copy of the worksheet to each pupil.

Activity 1: Pupils find the three special days in the word grid.

Answer key

A	X	C	U	W	S	J	K	A	T	M	O	E	Z	C	B
O	M	A	N	I	T	E	A	C	H	E	R	S	D	A	Y
M	C	U	N	A	T	I	O	N	A	L	D	A	Y	V	V
O	O	R	T	V	N	O	E	V	B	Z	Z	V	U	O	Q
B	H	U	Q	Z	R	B	N	U	I	W	E	Y	O	M	A
O	M	O	M	A	N	I	W	O	M	E	N	S	D	A	Y

Activity 2: Pupils match the dates on the calendars with the special days from the word grid.

Answer key

1 Omani Teacher's Day 2 Omani Women's Day 3 National Day

Photocopiable 88, Learning Club 4, CLIL

Pupils can work in pairs. Give a copy of the worksheet to each pupil or pair.

Activity 1: Pupils match the items on the left with the places in town where you can buy or do them on the right. They then complete the names of each place.

Answer key

1 d department store 2 a post office 3 b bank 4 e bakery 5 f chemist
6 c restaurant

Photocopiables 89–92, Units 5–8, Self-assessment


Pupils work on their own. Give a copy of the worksheet to each pupil.

- Pupils look at the pictures and read the words or sentences under each. They then work in pairs, in turns saying the words or sentences for their partner to listen and point to a picture. Pupils read the 'can do' sentence for each activity. They then choose and colour one of the happy faces.
- **The procedure and suggested activities for the Self-assessment photocopiables is the same for all units.**


Answer key


Pupils' own answers


1 Find and circle. Then write.

1 

 sheep


2 


3 


4 

5 


g	x	t	d	c	h	n
o	s	b	u	h	b	b
c	h	i	c	k	e	n
o	e	r	k	e	e	l
w	e	d	k	b	c	r
c	p	g	o	a	t	t
h	o	r	s	e	e	n
d	o	n	k	e	y	d
r	a	b	b	i	t	u

6 

7 

8 

9 

10 


1 Cut out and play.



collect the eggs



brush the horses



milk the cows



fix the gate



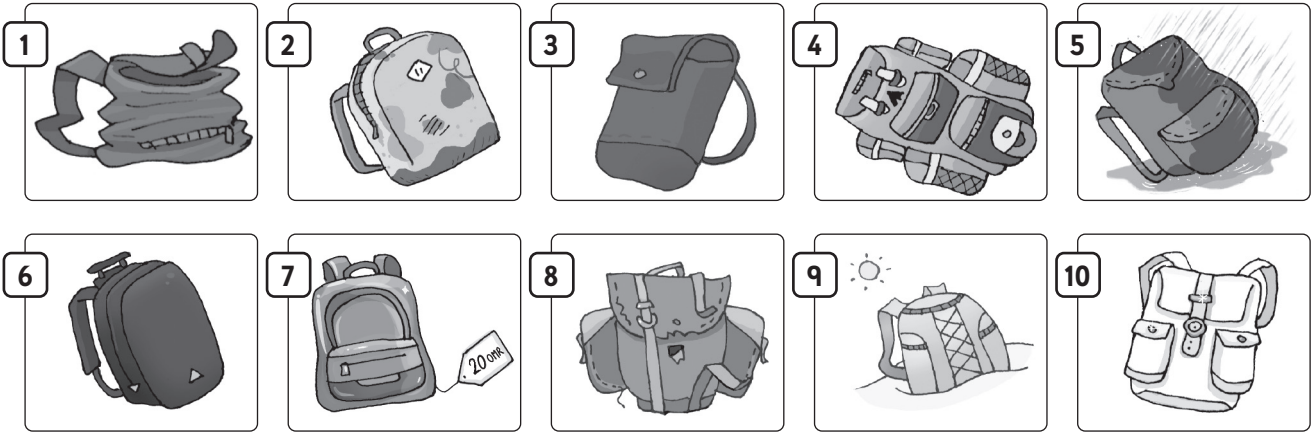
sweep the barn



clean the cage

1 Look and write.

dry wet dirty plain hard
clean new fancy soft old



11
↓

	1	s	o	f	t
			u		
2					
3					
	4				
	5				
		6	h		
	7				
			f		
		8			
	9				
10					
			s		
			t		



Solve 11 Where are the children? _____

1 Colour. Then order and write.

1 orange

2 green

3 yellow

4 grey

5 blue

6 red

7 black

8 brown

9 purple

10 pink

1 n s n u
e c
e s r

sunscreen

2 n e t t

3 h p s e
t a
o t o

4 e p l g i b
e n
s g a

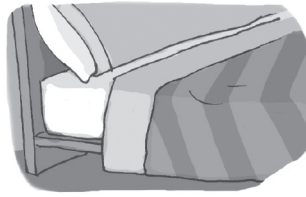
5 h o m
a o
s p

6 c r t
h o


1 Cut out and play.




fridge




bed



cooker




wardrobe




sofa



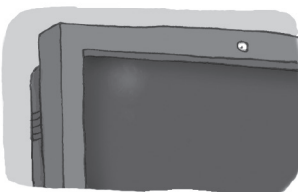
mirror



armchair



clock




television



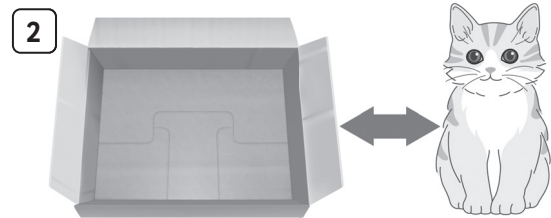
bookcase

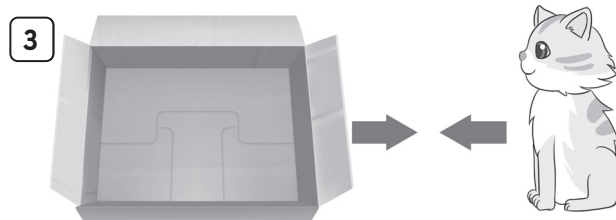
1 Find, circle and write.


b	t	r	s	v	u	w	t	v	r	b
e	n	o	p	p	o	s	i	t	e	e
h	p	l	x	v	w	r	s	n	t	t
i	e	x	t	u	b	e	h	d	w	w
n	i	n	f	r	o	n	t	o	f	e
d	n	e	x	t	t	o	p	r	e	e
t	p	o	s	t	e	e	x	t	n	n

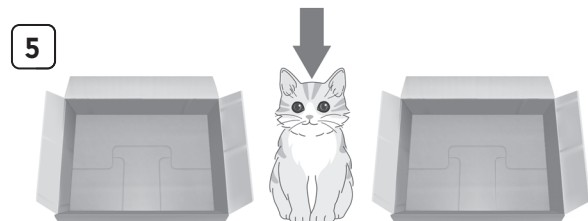


in front of









1 Write and colour. Then cut out and play.



1

r g i a e f f

giraffe



6

n l o i




2

a g e l e



7

n a a p d



3

l e c m a



8

d o c r c o i l e



4

e b a r



9

o g a k n a r o




5

g p e n u i n



10

t n l p e e h a



1 Match. Then make a wordsearch for your friend.


1 coconut

a



2 burger

e



3 grapes

b



4 mango

f



5 kiwi

c




6 ice lolly

g




7 ice lollies

d



8 burgers

h



1 Order and write. Then answer.

Yes, it is. No, it isn't. Yes, he is. No, he isn't. Yes, she is. No, she isn't.

1 it Is jumping ?




Is it jumping?

Yes, it is.

6 flying Is she ?



2 swimming Is it ?



7 Is singing he ?



3 she Is running ?



8 reading she Is ?



4 Is drawing he ?



9 Is running it ?



5 Is walking it ?




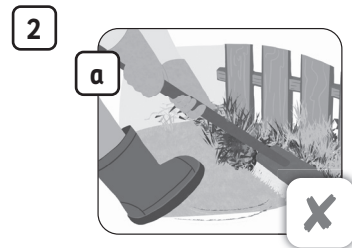

10 flying Is it ?



1 Look and write.

collecting the eggs milking the cows brushing the horses
fixing the gate sweeping the barn cleaning the cage

Yes, they are. No, they aren't.






a Are they brushing the horses ?
No, they aren't.

a Are they _____ ?

b Are they _____ ?

b Are they _____ ?






a Are they _____ ?

a Are they _____ ?

b Are they _____ ?

b Are they _____ ?



a Are they _____ ?



a Are they _____ ?

b Are they _____ ?


b Are they _____ ?

1 Look and write.


've got haven't got 's got hasn't got




1 I _____ 've got _____ a _____ fancy _____ (yafnc) kite.
 _____ a _____ (niapl) kite.



2 He _____ a _____ (wne) computer.
 _____ an _____ (dlo) computer.



3 She _____ a _____ (ytdir) dress.
 _____ a _____ (nacle) dress.

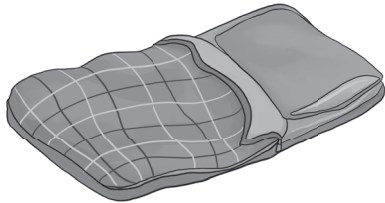


4 He _____ (twe) trainers.
 _____ (ydr) trainers.

1 Order and write. Then circle.

1 a he Has bag got sleeping ?

Has he got a
sleeping bag?



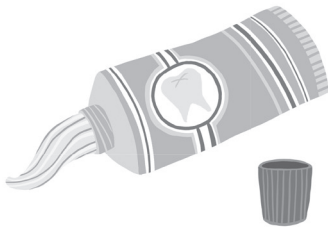
Yes, he has. No, he hasn't.

2 got you Have shampoo ?



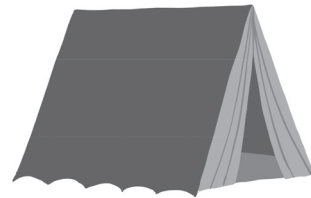
Yes, I have. No, I haven't.

3 a got Has she tent ?



Yes, she has. No, she hasn't.

4 Has got he torch a ?



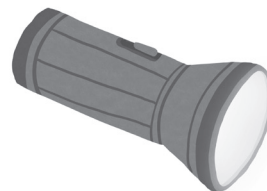
Yes, he has. No, he hasn't.

5 you sunscreen Have got ?



Yes, I have. No, I haven't.


6 toothpaste Has got she ?



Yes, she has. No, she hasn't.

1 Write and colour.

There's a/an There are



1 There are two blue beds (ebds) in the bedroom.

2 _____ pink _____ (eorawdrb)
in the _____.

3 _____ yellow _____ (racarmhi)
in the _____.

4 _____ two black _____ (seskoboca)
in the _____.

5 _____ green _____ (woniwd)
in the _____.

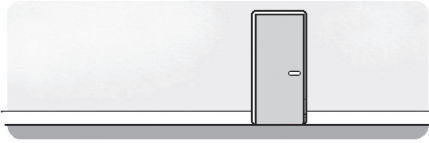
6 _____ black _____ (nisvtieleo)
in the _____.

7 _____ red _____ (kcocl) in the _____.

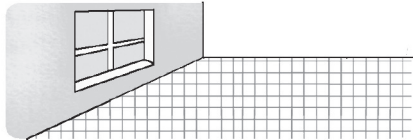
8 _____ red and white _____ (rahcrami)
in the _____.

1 Look and write.

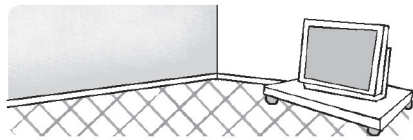
There isn't a There aren't any




1 There aren't any mirrors
next to (enxt ot) the door.



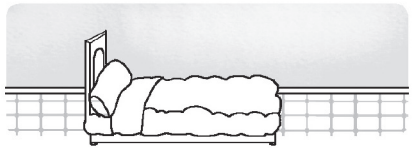
2 _____ armchairs
_____ (tspopie) the window.



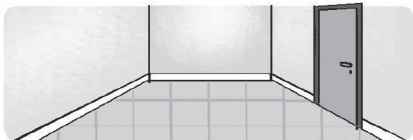
3 _____ sofa
_____ (in otrfn of) the
television.



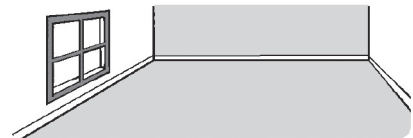
4 _____ television
_____ (nwbetee) the bookcases.




5 _____ wardrobes
_____ (debhin) the bed.



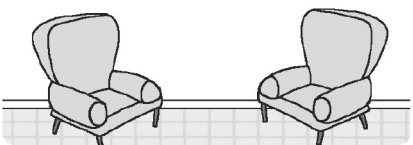
6 _____ clock
_____ (etioppos) the door.



7 _____ beds
_____ (in rontf of) the window.



8 _____ window
_____ (dhebin) the armchairs.



9 _____ teddy
_____ (ewebten) the armchairs.



10 _____ skateboards
_____ (enxt ot) the door.

1 Order. Then match and write.

Yes, they can. No, they can't.

1 fly Can penguins ?
Can penguins fly?
No, they can't.

2 swim bears Can ?

3 eagles fly Can ?

4 Can swim camels ?

5 crocodiles Can fly ?

6 Can jump elephants ?

7 fly pandas Can ?

8 giraffes Can run ?

9 jump Can monkeys ?

10 climb Can kangaroos trees ?



1 Write and circle.

Is there a/an Are there any

1



Are there any


 ice lollies (eci ellolis)?
 Yes, There is. Yes, there are.

5



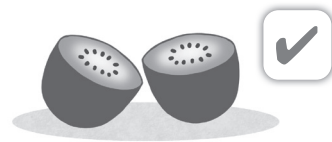
_____ (ergaps)?
 No, there isn't. No, there aren't.

2



_____ (tccoonu)?
 No, there isn't. No, there aren't.

6



_____ (wiik)?
 Yes, There is. Yes, there are.

3




_____ (ogamn)?
 Yes, There is. Yes, there are.

7



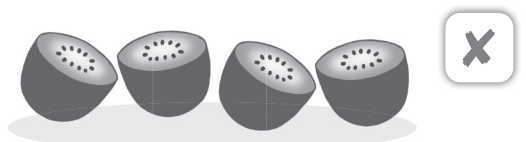
_____ (eci lolyl)?
 No, there isn't. No, there aren't.

4



_____ (sgubrer)?
 Yes, There is. Yes, there are.

8



_____ (siwki)?
 No, there isn't. No, there aren't.


1 Match. Then ask and answer.

Aseel

Rawan and Qais

Malik

Sara and Jasim



ducks

cows

sheep

goat

Aseel. Is she sweeping the barn?

No, she isn't.

Is she brushing the horse?

Yes, she is.

1 Ask and answer.

Pupil A





Pupil B


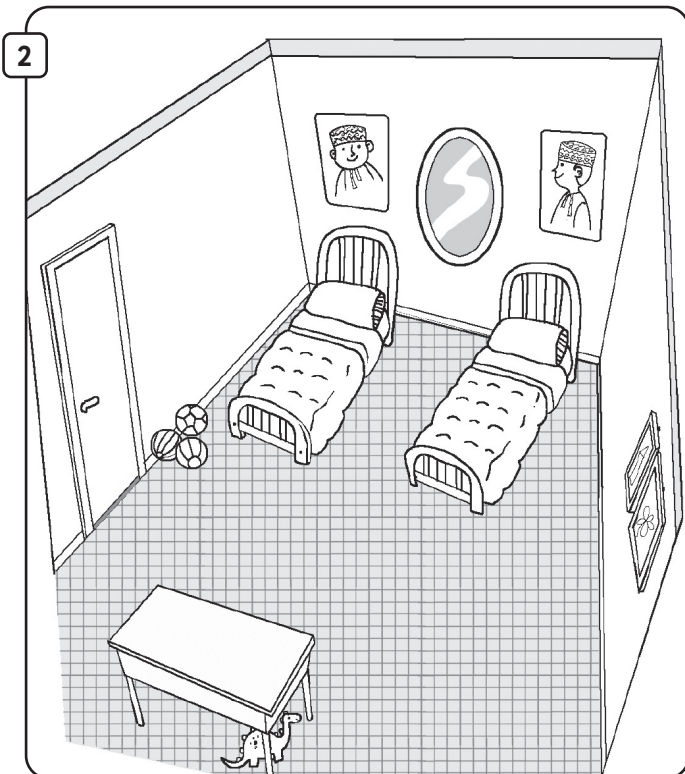


1 Ask and answer.

Pupil A



Pupil B



1 Cut out and play.

No, they can't. Penguins can't fly.	Can eagles fly?	No, they can't. camels can't climb trees.	Can giraffes run?
Yes, there is. There's a small bear.	Can penguins fly?	Yes, they can.	Is there a coconut?
Yes, they can. Giraffes can run.	Can kangaroos fly?	Yes, there is. There's a crocodile.	Is there a bear?
Yes, there is. There's a coconut.	Are there any mangos?	Yes, there are. There are two big pandas.	Can elephants swim?
Yes, they can. Monkeys can climb trees.	Is there a crocodile?	Yes, they can. Elephants can swim.	Can camels climb trees?
Yes, there are. There are mangos.	Are there any pandas?	No, they can't. Kangaroos can't fly.	Can monkeys climb trees?

1  5.7 Listen and circle.



On the farm today
There's no time to play.
There's no time to play.

Are they milking the (1) goats cows ?

Are they (2) fixing sweeping the barn?

Yes, they are. Yes, they are.

They're milking the cows.

They're (3) sweeping cleaning the barn.

Are they brushing the (4) donkeys horses ?

Are they (5) cleaning collecting the cage?

No, they aren't. No, they aren't.

They're (6) milking fixing the gate.



On the farm today
There's no time to play.
There's no time to play.



1  Listen and write.

tent ~~shampoo~~ toothpaste sleeping bag sunscreen torch



Sunscreen, a torch.
A tent, **(1)** shampoo.
A sleeping bag
And toothpaste, too.

Have you got a **(2)** _____?

Yes, I have. Yes, I have.

Have you got a **(3)** _____?

No, I haven't. No, I haven't.

I've got a sleeping bag.

Has she got **(4)** _____?

Yes, she has. Yes, she has.

Has she got a shampoo?

No, she hasn't. No, she hasn't.

She's got **(5)** _____.

Sunscreen, a torch.

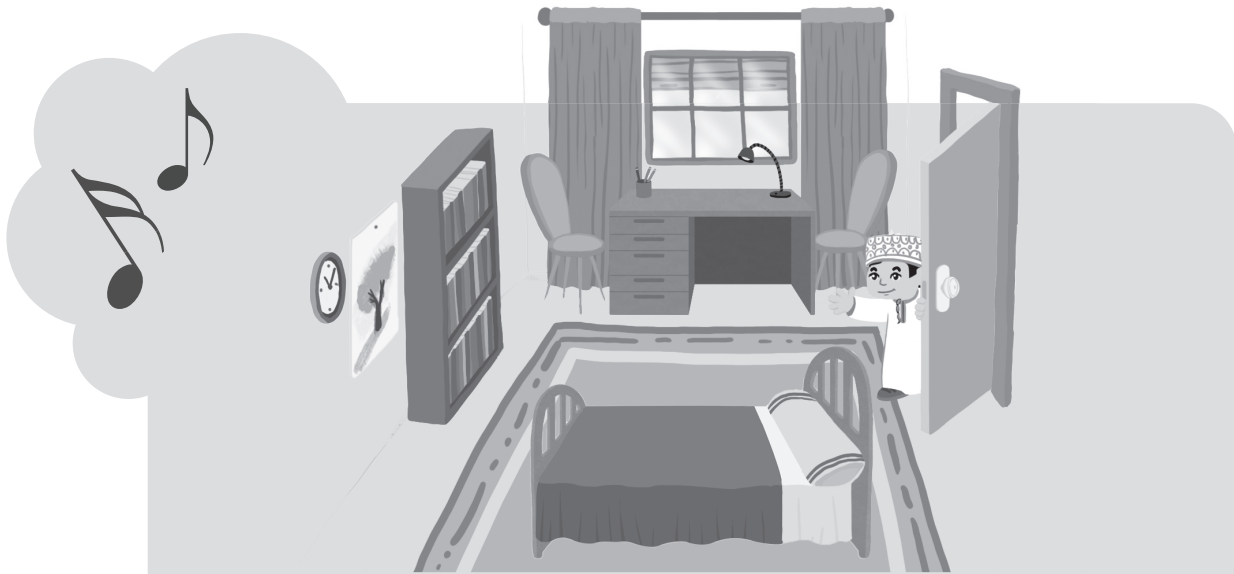
A tent, shampoo.

A **(6)** _____.

And toothpaste, too.



1  Listen and circle.



This is my bedroom. What can you see?
Sing the song along with me.

There isn't a bookcase next to my (1) bed desk.

It's opposite the door, and it's (2) green red.

There aren't any chairs (3) in front of behind the door.

They're (4) in front of opposite the window, on the floor.

There isn't a (5) mirror clock between the desk and me.

It's next to the picture of the tree.

This is my bedroom. What can you see?
Sing the song along with me.



1  8.7 Listen and write.

mango hungry yes isn't kiwi coconuts ~~there~~ burgers



Are (1) there any coconuts,
coconuts, coconuts?

Are there any (2) _____?

Yes, there are. Yes, there are.

Yippee! I'm hungry!

Is there a mango,
a mango, a mango?



Is there a (3) _____?

No, there isn't. No, there (4) _____.

Oh, no! I'm hungry!



Are there any burgers,
burgers, burgers?

Are there any (5) _____?

No, there aren't. No, there aren't.

Oh, no! I'm (6) _____!

Is there a kiwi,
a kiwi, a kiwi?




Is there a (7) _____.


(8) _____, there is. Yes, there is.

Yippee! I'm hungry!


1 Cut out and play.




1 Cut out and play.







1 Cut out and play.



1 Cut out and play.



1 Cut out and play.

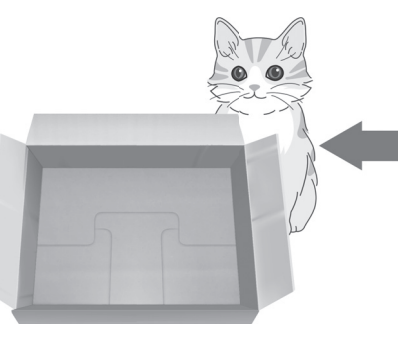




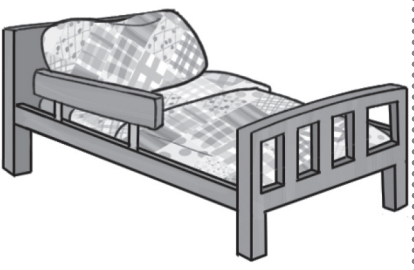
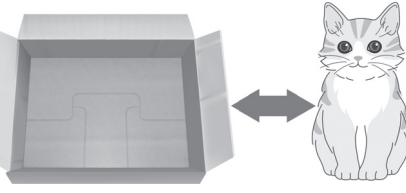
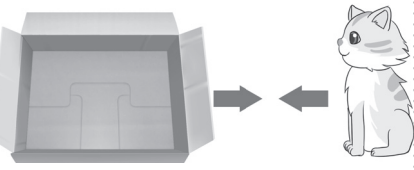
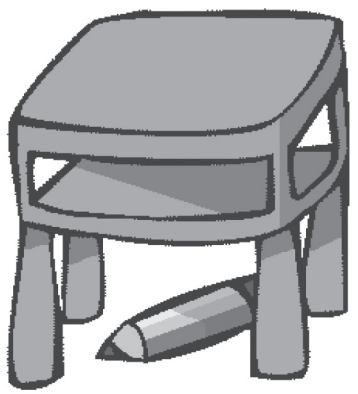


1 Cut out and play.






1 Cut out and play.


Scissors icon

1 Cut out and play.



1 Complete the words with *pr* or *tr*.



__ _ ess



__ _ ize



__ _ uck



__ _ ain



__ _ ay



__ _ ee



__ _ ip



__ _ am

2 Write the words from Activity 1 in the correct group.

pr	tr
<i>press</i>	

3 Look at the photos and add more words to the table above.



1 Complete the words with *spr* or *str*.



___eam



___ing



___ead



___ong



___ing





___int

2 Write the words from Activity 1 in the correct group.

spr	str
	<i>stream</i>

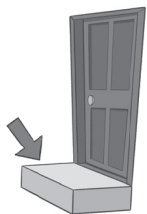
3 Look at the photos and add more words to the table above.



1 Complete the words with *sn*, *sm*, *sl* or *st*.



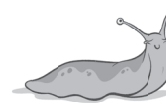
__ail




__ep



__ile



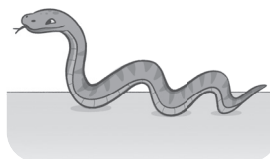
__ug



__oke



__orm



__ake




__ide

2 Write the words from Activity 1 in the correct group.

sn	sm	sl	st
<i>snail</i>			

3 Look at the photos and add more words to the table above.



1 Complete the words with *ng* or *nk*.



ki _ _ _



ri _ _ _



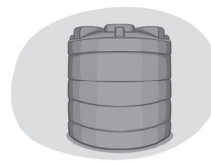
dri _ _ _



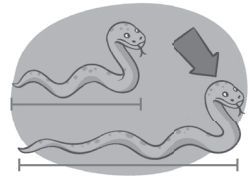
thi _ _ _



si _ _ _



ta _ _ _



lo _ _ _

2 Write the words from Activity 1 in the correct group.



ng	nk
<i>king</i>	

3 Look at the photos and add more words to the table above.



1 Find, circle and write.

A	X	C	U	W	S	J	K	A	T	M	O	E	Z	C	B
O	M	A	N	I	T	E	A	C	H	E	R	S	D	A	Y
M	C	U	N	A	T	I	O	N	A	L	D	A	Y	V	V
O	O	R	T	V	N	O	E	V	B	Z	Z	V	U	O	Q
B	H	U	Q	Z	R	B	N	U	I	W	E	Y	O	M	A
O	M	O	M	A	N	I	W	O	M	E	N	S	D	A	Y



1 Match. Then write the names of the places in a town.

bakery bank chemist ~~department store~~ post office restaurant

1 buy plates



2 send a parcel



3 get money



4 buy bread



department store

5 buy medicine



6 eat meals



1 Look and say. Read and colour.

I can name farm animals. 😊 😐 😞



chicken



cow



donkey



duck



goat



horse



sheep



bird



bee



rabbit

2 Look and say. Read and colour.

I can ask and answer about what people are doing. 😊 😐 😞



Is she jumping?
No, she isn't.



Is he climbing a tree?
Yes, he is.

3 Look and say. Read and colour.

I can ask and answer about fun on the farm. 😊 😐 😞



Are they brushing the horses?
Yes, they are.



Are they collecting eggs?
No, they aren't.

1 Look and say. Read and colour.

I can use adjectives.



dirty



clean



old



new



plain



fancy



hard



soft



wet



dry

2 Look and say. Read and colour.

I can say what people have and haven't got.



I've got a sleeping bag.



She hasn't got an old dress.
She's got a new dress.

3 Look and say. Read and colour.

I can ask and answer about what people have got.



Have you got a soft chair?
Yes, I have.



Has she got a new tent?
No, she hasn't.

1 Look and say. Read and colour.

I can name furniture. 😊 😐 ☹️



cooker



fridge



sofa



armchair



television



bed



wardrobe



mirror




clock



bookcase

2 Look and say. Read and colour.


I can say what there is and there isn't in a room. 😊 😐 ☹️



There's a table.
There isn't a sofa.
There are armchairs.
There aren't any clocks.

3 Look and say. Read and colour.

I can say where things are in a room. 😊 😐 ☹️



There's a bookcase between the armchairs.
There's a sofa in front of the window.
There's a book behind the bookcase.
There's a bag next to the door.
There's a television opposite the window.

1 Look and say. Read and colour.

I can name zoo animals.



lion



panda



bear



giraffe



camel




elephant



crocodile



penguin



eagle




kangaroo

2 Look and say. Read and colour.

I can ask and answer about what animals can do.




Can kangaroos jump?
Yes, they can.



Can elephants fly?
No, they can't.

3 Look and say. Read and colour.

I can ask and answer about what food there is.



Is there a kiwi?
Yes, there is.

Are there any bananas?
No, there aren't.