

نتقدم بثقة  
Moving Forward  
with Confidence



SULTANATE OF OMAN  
MINISTRY OF EDUCATION

# TEAM Together OMAN 3B

Class Book  
with Digital Resources




Trial Edition  
2024





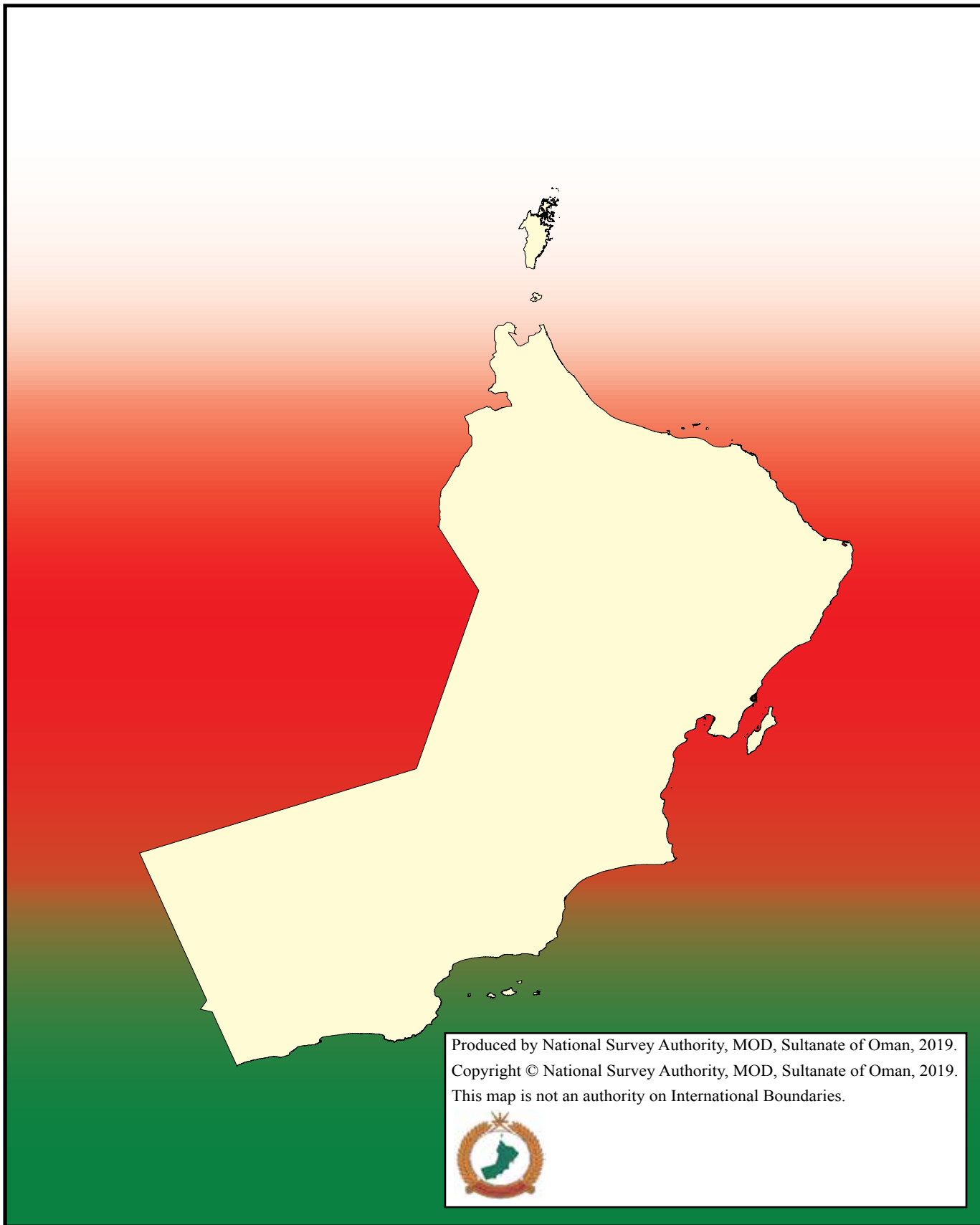
**His Majesty  
Sultan Haitham Bin Tarik**



**The Late Sultan  
Qaboos Bin Said**



# Sultanate of Oman



## **Praise be to Allah and Peace be upon His Messenger, Mohammed**

Education is key for personal development, and it provides a wealth of opportunities in life. The commitment and efforts we put into education are some of the most fundamental investments we can make towards securing the future wellbeing of Oman and its citizens.

Our education system has been the bedrock of our development. It has provided this generation and those before it with the skills and knowledge that have driven the country's growth and, with it, our prosperity. But to meet our high aspirations as expressed in Oman's Vision 2040 amidst an increasingly competitive global environment, we cannot stand still.

To compete with the best in the world, our education system must develop young Omanis who are knowledgeable, think critically and creatively, have leadership skills and are able to communicate effectively in English with the rest of the world. Just as importantly, our students must be instilled with values, ethics and a sense of citizenship that will empower them to make the right choices for themselves, their families and the country.

Given Oman's historical and geographical profile, mastering English as a second language is an absolute necessity for all our students. It is the language of international communication and is also the main language for studying other subjects all over the world. Therefore, the Ministry took the decision to adopt and customise an international series called 'Team Together' that is benchmarked to the Global Scale of English (GSE) and the Common European Framework of Reference for Languages (CEFR), both of which are internationally recognised standards for describing language ability.

This series is based on the most cutting-edge research on teaching and learning. It will embed and develop Future Skills such as critical and creative thinking, as well as encourage holistic, well-rounded personal growth. This series will prepare our children to meet the challenges of a pluralistic society that welcomes diversity, a knowledge-based job market that is constantly evolving, and economic globalisation.

Finally, I hope that you find this book useful and enjoyable, and use it in your everyday lives, as this will enable us all to contribute to the success of our beloved country – the Sultanate of Oman – as led by the inspiration and wisdom of His Majesty, Sultan Haitham Bin Tarik.

I would like to take this opportunity to wish you every success in life.

**Dr. Madiha bint Ahmed Al-Shaibani**

Minister of Education

Sultanate of Oman



Dear children,

We are all very excited to help you to continue your learning journey with English!

Your Semester 2 books are a Class Book and an Activity Book. Remember to look after your books and to bring them with you to class every day.

All of your books have lots of fun activities to help you to learn English. Your Class Book has stories, songs, projects and games. Your Activity Book has lots of fun tasks to do in class.

There are also cut-outs and stickers at the end of the Class Book. What fun!

Have a really interesting semester and we look forward to writing to you again next year!



**Name:** \_\_\_\_\_

**Class:** \_\_\_\_\_







SULTANATE OF OMAN  
MINISTRY OF EDUCATION

# TEAM Together OMAN 3 B

Class Book  
with Digital Resources



## Contents

5 Fun on the farm .....	10	8 Animals are fun! .....	74
Unit 5 graded readers .....	22	Unit 8 graded readers .....	86
6 Out in the forest .....	30	<b>Atomic's Learning Club</b>	
Unit 6 graded readers .....	42	Language booster 4 .....	94
<b>Atomic's Learning Club</b>		Social Studies:	
Language booster 3 .....	50	Places in town .....	96
Social Studies:		<b>Progress path</b> .....	98
Special days in Oman .....	52	<b>Cut-outs</b> .....	101
7 Look at the stars .....	54	<b>Stickers</b> .....	111
Unit 7 graded readers .....	66		



# Scope and sequence

Unit	Vocabulary	Grammar	Skills
5 <b>Fun on the farm</b>	<b>Farm animals:</b> <i>chicken, cow, donkey, duck, goat, horse, sheep, bird, bee, rabbit</i> <b>Farming:</b> <i>collect the eggs, milk the cows, brush the horses, fix the gate, sweep the barn, clean the cage</i>	Is he/she/it (flying)? Yes, he/she/it is./No, he/she/it isn't. Are they (brushing the horses)? Yes, they are./No, they aren't.	Describing farm animals and activities
6 <b>Out in the forest</b>	<b>Adjectives:</b> <i>dirty, clean, old, new, plain, fancy, hard, soft, wet, dry</i> <b>Camping:</b> <i>tent, sleeping bag, shampoo, toothpaste, sunscreen, torch</i>	I have/haven't got a (new book). He/She has/hasn't got a (soft ball). Have you got a (tent)? Yes, I have./No, I haven't. Has he/she got a (tent)? Yes, he/she has./No, he/she hasn't.	Describing everyday objects
	<b>Ordinal numbers:</b> <i>first–thirty–first</i> <b>Revision of months:</b> <i>January–December</i>		Asking and answering about dates
7 <b>Look at the stars</b>	<b>Furniture:</b> <i>cooker, fridge, sofa, armchair, television, bed, wardrobe, mirror, clock, bookcase</i> <b>Prepositions:</b> <i>in front of, between, opposite, behind, next to</i>	There's a (bookcase)./There are (bookcases). There isn't a chair./There aren't any beds.	Describing the house and furniture
8 <b>Animals are fun!</b>	<b>Zoo animals:</b> <i>lion, panda, bear, camel, giraffe, elephant, crocodile, penguin, eagle, kangaroo</i> <b>Food:</b> <i>coconut, burger, kiwi, grapes, mango, ice lolly</i>	Can penguins swim? Yes, they can. Can giraffes jump? No, they can't. Is there a coconut? Yes, there is./No, there isn't. Are there any burgers? Yes, there are./No, there aren't.	Describing zoo animals
	<b>Shops and places in a town:</b> <i>chemist, supermarket, bookshop, park, restaurant, bank, post office, department store, bakery, cinema</i>	I/He/She was at the park yesterday. I/He/She wasn't at the bank yesterday.	Identifying places

Progress path

Cut-outs


Stickers


Culture	English in action	Phonics	Get ready for...
Having fun on the farm Project: Make a collage of a farm	Asking for clarification: Sorry, can you repeat that?	<b>pr, tr</b> <i>press, prize, pram, pray</i> <i>tree, train, truck, trip</i> Tricky word (Activity Book): <i>friend</i>	<b>Pre-A1 starters:</b> Class Book: Reading and Writing Part 3 Speaking Part 2 Activity Book: Reading and Writing Part 4
Camping in Oman Project: Make a recipe book of popular camping food	Talking about possession: Whose torch is this? It's mine.	<b>spr, str</b> <i>spring, spread, sprint</i> <i>string, strong, stream, street</i> Tricky words (Activity Book): <i>push, pull</i>	<b>Pre-A1 starters:</b> Class Book: Reading and Writing Part 2 Speaking Part 3 Activity Book: Listening Part 4
Social Studies: Special days in Oman	When is your birthday? It's 7 <sup>th</sup> July.		
Cabins Project: Make a website about unusual houses in your country	Talking about location: Is it behind the sofa?	<b>sn</b> <i>snail, snake</i> Revise <b>sm, sl, st</b> Tricky words (Activity Book): <i>find; there</i> (revised)	<b>Pre-A1 starters:</b> Class Book: Reading and Writing Part 3 Activity Book: Reading and Writing Part 1
Wild animals in Oman Project: Make a brochure about an animal in Oman	Talking about feelings: I'm thirsty.	Revise <b>ng, nk</b> Tricky words (Activity Book): <i>one, two</i>	<b>Pre-A1 starters:</b> Class Book: Reading and Writing Part 4 Activity Book: Listening Part 3
Social Studies: Places in a town	This is the bookshop. You can buy books here.		

# 5

# Fun on the farm

1  How many animals can you see?




 Find the mouse.  
Who's wearing boots?  
How many mangoes can you see?

2   Listen and stick. Then listen and say.

1 	2 	3 	4 	5 
chicken	cow	donkey	duck	goat
6 	7 	8 	9 	10 
horse	sheep	bird	bee	rabbit

3  Find the animals in the picture on page 10.

 one horse – two horses  
one sheep – two sheep

4   Listen and chant.


Look at the bee. Look at the bee. Is it jumping? Is it jumping? No, it isn't. No, it isn't. Is it flying? Is it flying? Yes, it is!		Look at the boy. Look at the boy. Is he walking? Is he walking? No, he isn't. No, he isn't. Is he running? Is he running? Yes, he is!
---	---	---

5  Play a mime game.



Is he running?

No, he isn't. He's walking.



 Is he/she/it flying?  
Yes, he/she/it is.  
No, he/she/it isn't.




1 **Before you read** How many goats and horses can you see?

2 5.6 **Watch or listen and read.**

## Watch out, Lily!



What happens next?



3 After you read Look at the story. Read and write.



Yes No is isn't



1 Is she feeding the ducks? \_\_\_\_\_, she \_\_\_\_\_.



2 Is he feeding the rabbits? \_\_\_\_\_, he \_\_\_\_\_.



3 Is she feeding the cows? \_\_\_\_\_, she \_\_\_\_\_.



4 Is he having breakfast? \_\_\_\_\_, he \_\_\_\_\_.

4 Act out the story.



Values

Respect children

5 Design an area for animals on a farm.

1   Listen and say. Then listen and tick (✓) or cross (X).



collect  
the eggs



milk  
the cows




brush  
the horses



fix  
the gate



sweep  
the barn



clean  
the cage

2   Listen and sing.



On the farm today  
There's no time to play.  
There's no time to play.

Are they brushing the donkeys?  
Are they cleaning the cage?  
No, they aren't. No, they aren't.  
They're fixing the gate.



Are they milking the cows?  
Are they sweeping the barn?  
Yes, they are. Yes, they are.  
They're milking the cows.  
They're sweeping the barn.

On the farm today  
There's no time to play.  
There's no time to play.



3  Look at Activity 2. Ask and answer.

Are they collecting the eggs?

Are they brushing the horses?

Yes, they are./No, they aren't.

No, they aren't.

Are they sweeping the barn?


Yes, they are. Your turn.






1   5.13 Listen and draw lines.

- Laila
- Huda
- Muna
- Aisha
- Hamzah
- Qais



2   5.14 Cut out. Then listen and play.



# Having fun on the farm



farm

Do you like animals? Do you like farms? You can go to a farm for the weekend. It's fun for all the family!



You learn about food. You learn about chickens, too. Look, they're collecting eggs.



Are they collecting eggs? No, they aren't. They're collecting dates.

You help on the farm. You take care of the animals. Look! She's brushing a goat.



Look at this family. They're having a picnic. They're having fun outside on the farm!



picnic

1 Before you read What do farmers grow?

2 5.15 Listen and read.

3 Find out more! Watch the video.

4 After you read Activity Book, page 13.

It's a day on the farm. Look at the sheep. They're running.

## Project

## Lesson 5, part 2

Make a collage of a farm.

- 1 Together, choose the animals.
- 2 Find photos, draw pictures and make figures.
- 3 Make your collage.
- 4 Write. *It's a day on the farm. Look at the ... They're ...*
- 5 Present it to the class.



1 Play a mime game.



2 5.16 Watch or listen and read.



- Collect the eggs, please.
- Sorry, can you repeat that?
- Yes. Collect the eggs, please.
- OK! I can feed the ducks, too.
- Thank you.

3 Act out the dialogue. Use different activities and animals.

fix the gate

clean the cage

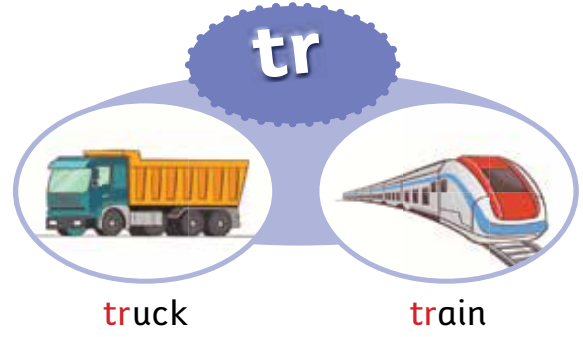
sweep the barn

cows

chickens

horses

1 5.19 Listen and say.



2 5.20 Listen and say the tongue twister.

Press the button to win  
a **pr**ize! Look!  
A **tr**uck and a **tr**ain!



3 5.21 Listen and circle.

1



pr    tr

2



pr    tr

3



pr    tr

4



pr    tr

4 5.22 Listen and write *pr* or *tr*.

1



\_\_\_ am

2



\_\_\_ ee

3



\_\_\_ ip

4



\_\_\_ ay



# Get ready for...


## Pre A1 Starters Reading and Writing Part 3

1  Look at the pictures. Look at the letters. Write the words.

1



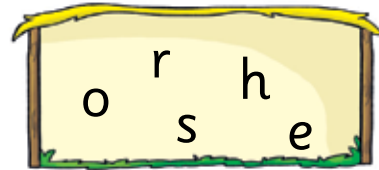
-----



2



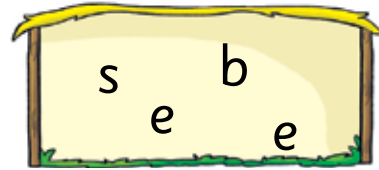
-----



3




-----



4



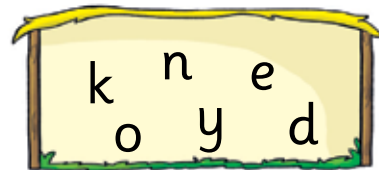
-----



5



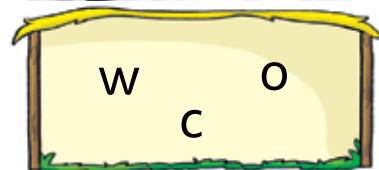
-----



6



-----



## Pre A1 Starters Speaking Part 2

2  Ask and answer.



Number 1. What are they?



They're chickens.

1 Play and say.

- 1 Spin and move.
- 2 Ask and answer to continue.
- 3 Find 4 jobs.
- 4 Collect 6 animals.
- 5 Go to FINISH.



Is the girl milking cows?

Yes, she is.

Pupil A START

FINISH

Pupil B START



# Good Night, Sheep!

It's time for bed on the farm. Every night, Sheep says good night to her friends.



Sheep and her mum go to the cow barn. Then Sheep can say good night to Cow.





They go in the cow barn.

No, she isn't. She's eating a carrot.

Is Cow sleeping, Mum?

Good night, Cow!

Good night, Sheep!

Sheep and her mum go to the duck pond. Then Sheep can say good night to Duck.



They go to the duck pond. Sheep sees some trees.

No, she isn't. She's sitting on her eggs.

Is Duck sleeping, Mum?

Good night, Duck!

Good night, Sheep!

Sheep and her mum go to the donkey barn. Then Sheep can say good night to the donkeys.



They go in the donkey barn.

Are the donkeys sleeping, Mum?

No, they aren't. They're drinking water.

Good night, donkeys!

Good night, Sheep!

Sheep and her mum go back to the sheep barn.


Look! Is my brother sleeping, Mum?

Yes, he is! He gets a prize for sleeping early!



# A Day at the Farm

Today, Faisal and his class are at a farm with their teacher. The farmer is telling the children about the farm.



We grow fruit and vegetables on the farm. We have horses, goats and chickens, too.

The children go to the fruit trees. They grow dates, mangoes and lemons on the farm. They get prizes for their amazing fruit.



Are they  
collecting the dates?

Yes, they are.  
Then they put them  
on the fruit truck.

Then the children go to the animal barns.  
They see horses, chickens and goats.

Yes, they are. They are good friends. We have six goats.

Are the goats playing?

But, look! there are five goats!



The children look for the goat. But they can't find it.

Then Faisal sees something in a mango tree.

It's the goat! Is it collecting the mangoes?

No, it isn't! It's eating them!



# 6

# Out in the forest











1  How many boats can you see?



What colours are the backpacks?  
How many birds can you see?  
Where's the bee?



2   Listen and stick. Then listen and say.

1 	2 	3 	4 	5 
dirty	clean	old	new	plain
6 	7 	8 	9 	10 
fancy	hard	soft	wet	dry

3  Find the adjectives in the picture on page 30.

4   Listen and chant.

I haven't got a wet scooter,  
this is true.  
I've got a soft ball,  
it's dirty and blue.  
I've got a big bike,  
it's fancy and new.  
And I've got a dry kite –  
it's fancy, too.



She hasn't got a fancy kite,  
this is true.  
She's got a plain robot,  
it's hard and blue.  
She's got a big teddy,  
it's soft and green.  
And she's got a small doll –  
it's old and clean.

5  Point and say.



I've got a new pencil case. It's big. I haven't got fancy shoes.



I've got a soft pencil case. It's small. I haven't got a plain backpack.

6.5 

I **haven't got** a new book.



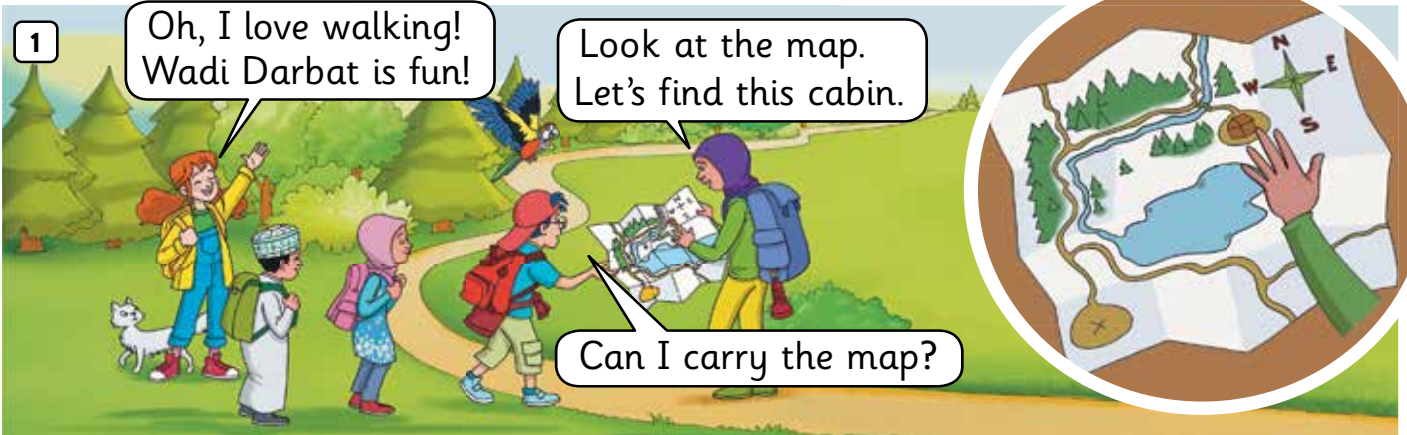
He/She **hasn't got** a soft ball.




1 Before you read Who's got the yo-yo?

2 Watch or listen and read.

## The map problem



How can they find the cabin?



3 After you read Look at the story. Read and write.



's got      hasn't got

- 1 Sami \_\_\_\_\_  
an old backpack.
- 2 Jack \_\_\_\_\_  
a wet jumper.
- 3 Atomic \_\_\_\_\_  
a yo-yo.
- 4 Miss Sara \_\_\_\_\_  
a compass.

4 Act out the story.

5 Look at the map in the story.  
Design your path through the countryside.  
Where do you start? Where do you end?

Values  
Be resourceful

1   Listen and say. Then listen and tick (✓). What's missing?



tent

sleeping bag

shampoo

toothpaste

sunscreen

torch

2   Listen and sing.



Sunscreen, a torch.  
A tent, shampoo.  
A sleeping bag  
And toothpaste, too.  
Have you got a torch?  
Yes, I have. Yes, I have.  
Have you got a tent?  
No, I haven't. No, I haven't.  
I've got a sleeping bag.



Has she got toothpaste?  
Yes, she has. Yes, she has.  
Has she got shampoo?  
No, she hasn't. No, she hasn't.  
She's got sunscreen.  
Sunscreen, a torch.  
A tent, shampoo.  
A sleeping bag  
And toothpaste, too.



3  Look at Activity 1. Circle one thing you've got. Then ask.



Have you got a sleeping bag?



Yes, I have.



Have you got a tent?

Yes, I have./No, I haven't.

Has he/she got a tent?

Yes, he/she has./No, he/she hasn't.

1 6.13 Listen and tick (✓).

1 What has he got?



A



B



C

2 What have you got?



A



B



C

3 What has she got?



A



B



C

2 6.14 Cut out. Then listen and play.





# Camping in Oman



Do you like camping? It's fun! You can camp in many places around Oman.

It is cold at night, but you can light a fire. I'm making hot chocolate with my family. It's yummy!



Making hot chocolate is easy and fun. Have you got these things?



milk



chocolate



cocoa

Now you've got everything, let's make hot chocolate.

- 1 Put the milk, cocoa and chocolate in a small pan.
- 2 Heat until the chocolate melts.
- 3 Pour it into a mug and drink when it is not too hot!

1 Before you read Where can you go camping?

2  Listen and read.

3  Find out more! Watch the video.

4 After you read Activity Book, page 25.

Let's make sandwiches.  
Have you got bread, cheese,  
lettuce and tomatoes?

## Project

## Lesson 5, part 2

Make a recipe book of popular camping food.

- 1 Together, think of food.
- 2 Find photos or draw pictures.
- 3 Write. *Let's make ... Put ... Then put ...*
- 4 Make a class recipe book.



1 Look and say.



This book is **yours**.



This book is **mine**.



This book is **his**.



This book is **hers**.

2   6.16 Watch or listen and read.



Whose **torch** is this? Is it yours?

Yes, it's **mine**.

No, it isn't. It's **hers**.

You're right. This one is **fancy**.  
Mine is **plain**. I'm sorry.

3  Act out the dialogue. Use different **objects** and **adjectives**.

sleeping bag

tent

toothpaste

clean

wet

new



his



hers

1  Listen and say.

**spr**




spring      sprint

**str**




strong      street

2  Listen and say the tongue twister.

In the **s**pring, I **s**print  
down the **st**reet to  
make me **st**rong.



3  Listen and circle. Then write.



spr    str  
\_\_\_\_ eam



spr    str  
\_\_\_\_ ead



spr    str  
\_\_\_\_ ing

4 Match, write and say. Circle the sounds.

spr    str





## 1 Look and write.

wet fancy clean new dry plain dirty old



1 I've got a \_\_\_\_\_ sleeping bag. I haven't got an \_\_\_\_\_ sleeping bag.



2 He's got a \_\_\_\_\_ T-shirt. He hasn't got a \_\_\_\_\_ T-shirt.



3 I've got a \_\_\_\_\_ ball. I haven't got a \_\_\_\_\_ ball.



4 She hasn't got a \_\_\_\_\_ backpack. She's got a \_\_\_\_\_ backpack.

## 2 Look, read and circle.



1 Has she got a torch tent ?  
Yes, she has.



2 Have you got a bag jacket ?  
No, I haven't.



3 Has she got pencils books ?  
Yes, she has.



4 Has he got a kite boat ?  
No, he hasn't.

3  Go to the Progress path on page 98.

## Get ready for...

## Pre A1 Starters Reading and Writing Part 2

1  Look and read. Write Yes or No.

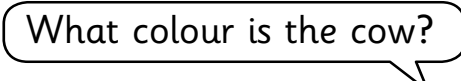
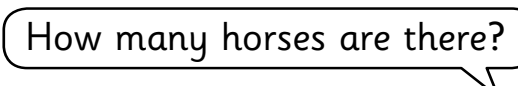
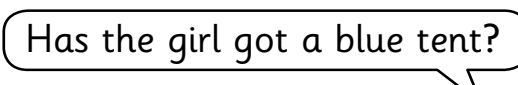
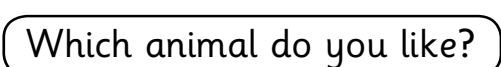


- 1 She's got dirty glasses. \_\_\_\_\_
- 2 He's got a plain skateboard. \_\_\_\_\_
- 3 She's got a new backpack. \_\_\_\_\_
- 4 He's got an old computer. \_\_\_\_\_
- 5 She's got dry trainers. \_\_\_\_\_

## Pre A1 Starters Speaking Part 3

2  Look at the picture. Answer the questions.


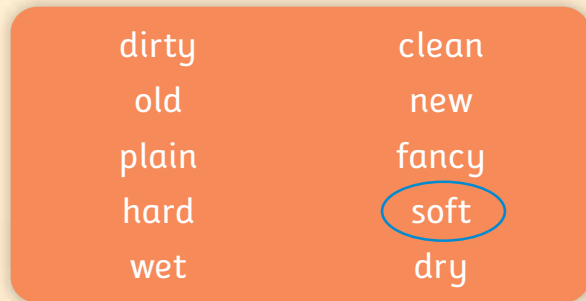


- 1  What colour is the cow?
- 2  How many horses are there?
- 3  Has the girl got a blue tent?
- 4  Which animal do you like?

### 1 What is in your tent?

**Pupil A:** Think and say.

**Pupil B:** Listen and draw five things for your tent.  
Then swap roles.



### 2 Show your picture to your partner. Ask and answer questions about what you have got.

In your tent, have you got a soft handbag?

Yes, I have. Have you?

No, I haven't. I've got a ...

# The Camping Trip


It's an exciting weekend for the class. It is spring, and they are camping in the forest. Miss Nawal has got two big tents and the children have got sleeping bags.



Have you got your sleeping bags, Muna and Bayan?


Yes, we have!

The class walk in the forest. They see a stream and they see birds in the trees. The trees are big and they are old.



Let's put the tents here.

Then it starts to rain.



Look at that bird. It isn't wet!

Can we make a tent from the trees, Miss Nawal?

Yes, we can!

Miss Nawal and the children work together. They push and pull and they make a tent from the trees. The trees are strong.



The children's tent is strong and dry.

What a great tent!  
Well done, children!

Look, Bayan! The bird  
likes our tent, too!



# The Star Game

Younis and Jasim are friends. Tonight, they are camping in the desert with their families.




Whose torch is this, Younis?

It's mine, Jasim.

We don't need torches, boys. Look at the stars!




The boys look up at the night sky.



Wow! There are hundreds of stars!

Let's play a game, Jasim. I can see an animal in the stars. What animal is it?

Younis and Jasim pull out their soft sleeping bags and spread them on the dry sand. Then they play the star game.



Has it got eight legs? No! Has it got four legs? Yes!



Is it strong? No, it isn't. Has it got long ears? Yes, it has!

Is it a rabbit?

Yes, it is!

And there's a rabbit, too. It's a desert rabbit. It wants our food!





# Language booster 3

1 Can you count from one to thirty-one?

2 Listen, point and repeat.

<b>1<sup>st</sup></b> first	<b>2<sup>nd</sup></b> second	<b>3<sup>rd</sup></b> third	<b>4<sup>th</sup></b> fourth	<b>5<sup>th</sup></b> fifth	<b>6<sup>th</sup></b> sixth	<b>7<sup>th</sup></b> seventh
<b>8<sup>th</sup></b> eighth	<b>9<sup>th</sup></b> ninth	<b>10<sup>th</sup></b> tenth	<b>11<sup>th</sup></b> eleventh	<b>12<sup>th</sup></b> twelfth	<b>13<sup>th</sup></b> thirteenth	
<b>14<sup>th</sup></b> fourteenth	<b>15<sup>th</sup></b> fifteenth	<b>16<sup>th</sup></b> sixteenth	<b>17<sup>th</sup></b> seventeenth	<b>18<sup>th</sup></b> eighteenth	<b>19<sup>th</sup></b> nineteenth	

3 Listen, point and repeat.

<b>20<sup>th</sup></b> twentieth	<b>21<sup>st</sup></b> twenty-first	<b>22<sup>nd</sup></b> twenty-second	<b>23<sup>rd</sup></b> twenty-third	<b>24<sup>th</sup></b> twenty-fourth	<b>25<sup>th</sup></b> twenty-fifth
<b>26<sup>th</sup></b> twenty-sixth	<b>27<sup>th</sup></b> twenty-seventh	<b>28<sup>th</sup></b> twenty-eighth	<b>29<sup>th</sup></b> twenty-ninth	<b>30<sup>th</sup></b> thirtieth	<b>31<sup>st</sup></b> thirty-first

4 Look and match.

<b>1<sup>st</sup></b>	<b>fourth</b>
<b>2<sup>nd</sup></b>	<b>twelfth</b>
<b>3<sup>rd</sup></b>	<b>first</b>
<b>4<sup>th</sup></b>	<b>twentieth</b>
<b>5<sup>th</sup></b>	<b>second</b>
<b>12<sup>th</sup></b>	<b>thirty-first</b>
<b>20<sup>th</sup></b>	<b>fifth</b>
<b>31<sup>st</sup></b>	<b>third</b>

5 Look, count and say.



6 Look, ask and answer.



Where is he in the race?

He's fifth.

Show what you know

Write, tick (✓) and stick.

Can you count from one to thirty-one?

Can you count from first to thirty-first?

Well done!






## Social Studies

# Special days in Oman

Think

1 Which special days do you know?

Learn

2  Listen and check.

24<sup>th</sup> February is Omani Teachers' Day.

17<sup>th</sup> October is Omani Women's Day.

18<sup>th</sup> November is National Day.



24<sup>th</sup> February - the **twenty-fourth** of **February**  
17<sup>th</sup> October - the **seventeenth** of **October**

check

3 Look and say.



When is  
National Day?

It's on the 18<sup>th</sup>  
of November.



We say **the 18<sup>th</sup> of November**.  
We write **18<sup>th</sup> November**.


Let's practise!


1 Do you remember the months? Read and order.

March       July       April       January

May       October       June       December

September       November       February       August

2  Ask and answer.



When is your birthday?

It's on the 7<sup>th</sup> of July.



Show what you know

Make a calendar for a month. Circle the special days.



My birthday is on 7<sup>th</sup> May.

# 7

## Look at the stars











1  How many furniture words do you know?



Who's watching TV?  
How many action figures can you see?  
Where is the phone?



2   Listen and stick. Then listen and say.

- |   |   |   |  |  |
|---|---|---|--|--|
| 1  | 2  | 3  | 4  | 5   |
| cooker  | fridge  | sofa  | armchair   | television   |
| 6  | 7  | 8  | 9  | 10  |
| bed   | wardrobe  | mirror  | clock  | bookcase   |

3  Find the furniture in the picture on page 54.

4   Listen and chant.



There's a clock in my flat.  
There are armchairs, too.  
Please come to my home.  
I can show them to you!

There's a bed in my room.  
There are bookcases, too.  
Please come to my home.  
I can show them to you!



5  Make a verse of the chant about your home.

6  Talk about your home.

There's a clock and a wardrobe in my bedroom.



There are armchairs and a television in the living room.



7.5

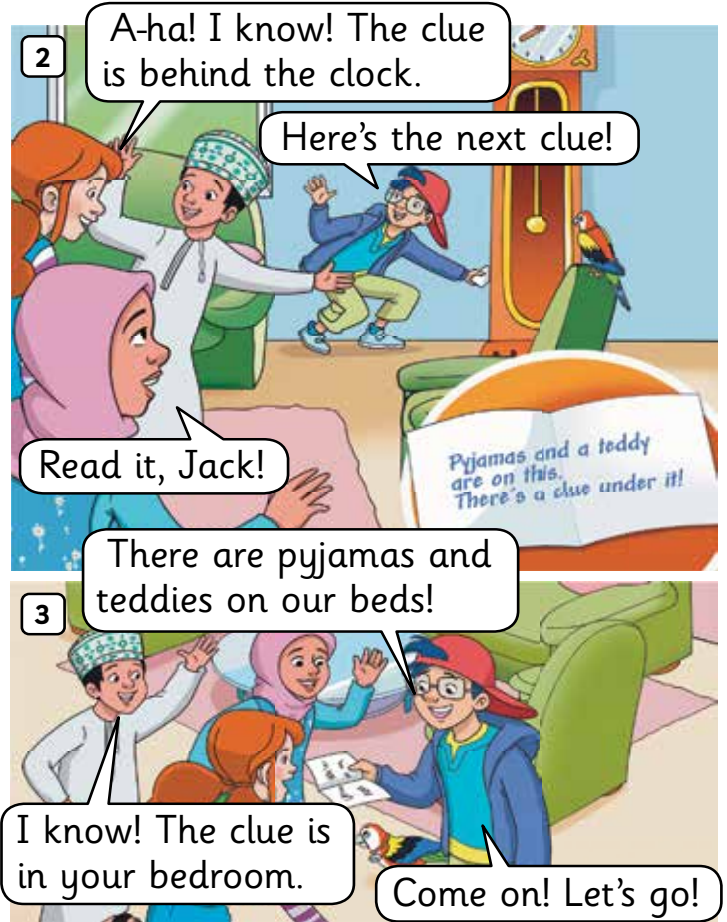
There's a bookcase.

There are bookcases.

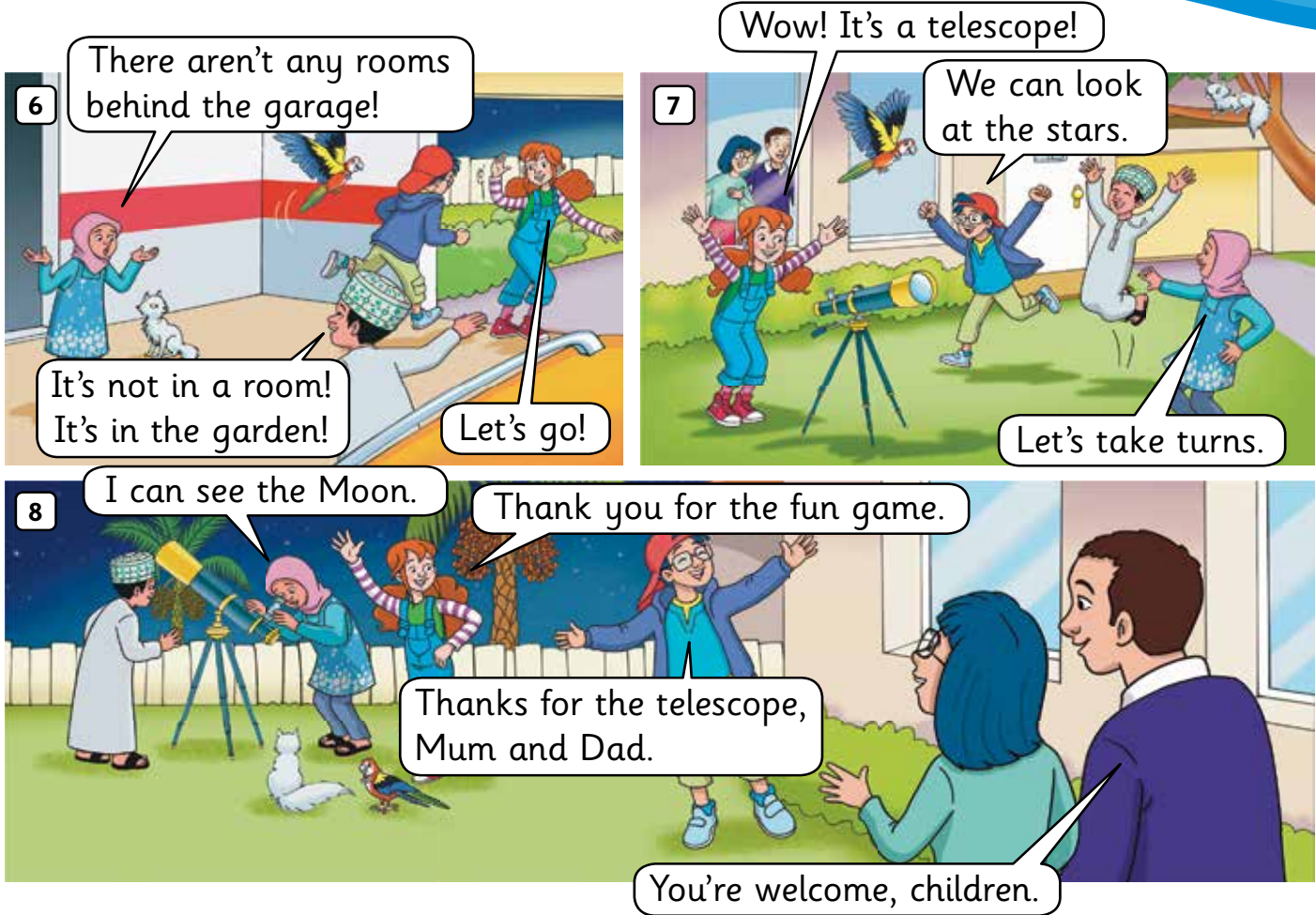


- 1 **Before you read** Where are the pyjamas?
- 2 7.6 Watch or listen and read.

## Fun at Jack's house



What's the cool surprise?



3 After you read Look at the story. Read and write Yes or No.



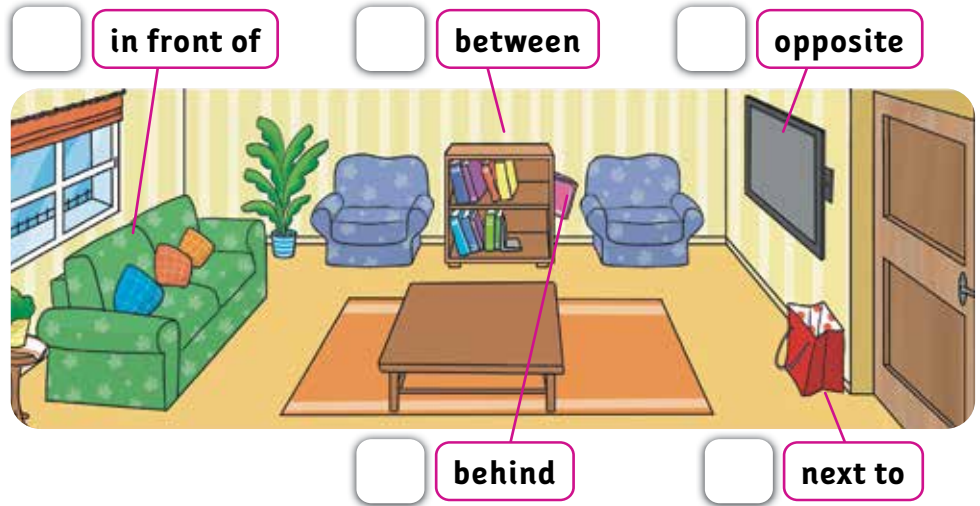
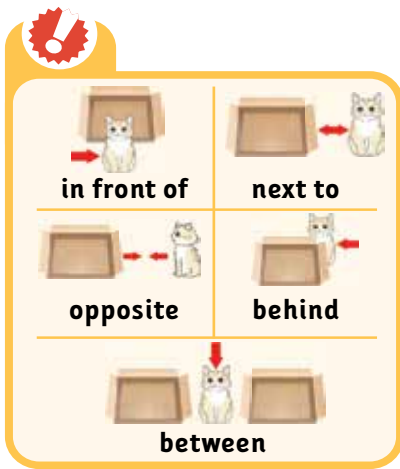
- 1 There's a clock in the living room. \_\_\_\_\_
- 2 There's a clue behind the clock. \_\_\_\_\_
- 3 There are teddies on the beds. \_\_\_\_\_
- 4 There are bikes in the garden. \_\_\_\_\_
- 5 There's a telescope in the garage. \_\_\_\_\_

4 Act out the story.

5 Hide something in the classroom. Then write a clue for your friend.

Values  
Work together

1   Listen and say. Then listen and number.



2   Listen and sing.

This is my bedroom. What can you see?  
Sing the song along with me.

There isn't a bookcase next to my bed.  
It's opposite the door, and it's red.  
There aren't any chairs behind the door.  
They're in front of the window, on the floor.  
There isn't a clock between the desk and me.  
It's next to the picture of the tree.

This is my bedroom. What can you see?  
Sing the song along with me.



3  Play a true and false game.



There isn't a chair next to the bed.

True.

There aren't any books behind the desk.

False.

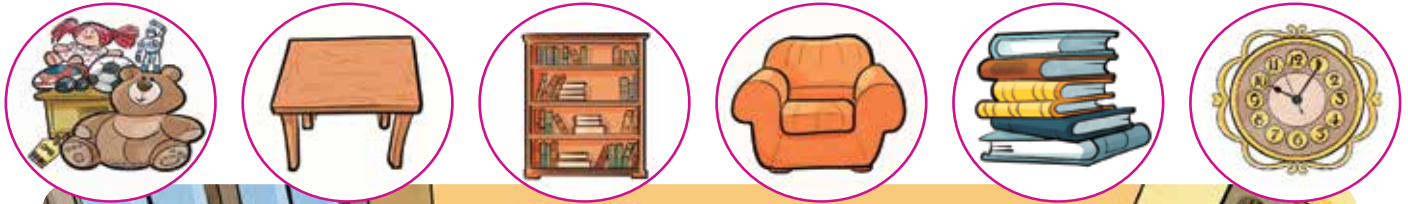


7.11


There isn't a chair.

There aren't any beds.

1   Listen and draw lines.



2   Cut out. Then listen and play.




# Cabins

Cabins are small houses made from wood.



wood



log cabin


Some people make cabins from logs. There are log cabins in the mountains or the forests in the USA.



shepherd's hut

Look at this shepherd's hut in Britain. Shepherds don't live here now. People use it for holidays in the country.

This cabin in Serbia isn't in a forest. It's on a rock in a river! Wow! People can go fishing from here.



rock



stilts

This cabin in Thailand is on stilts. People can come here when the river is very high or very low.

Which cabin would you like to visit?

1 Before you read What kind of house do you live in? Where is it?

2 Listen and read.

3 Find out more! Watch the video.

4 After you read Activity Book, page 39.

## Project

## Lesson 5, part 2

Make a website about unusual houses in your country.

- 1 Together, think of unusual houses.
- 2 Find photos or draw pictures.
- 3 Write. *Some people live in ...*  
*The houses are ... There are ...*
- 4 Make a website.
- 5 Show the website to the class.

Some people live in cave houses.



1 Look and match.



between

behind

in front of

opposite

next to

2   7.15 Watch or listen and read.



Oh, no! I can't find my action figure.

Is it **behind** the **sofa**?

No, it isn't.

Look **behind** the **armchair**.

Good idea. Oh, here it is.

3  Act out the dialogue. Use different **furniture** and **prepositions**.

bookcase

cooker

bed

next to

opposite

under

1  Listen and say.



snail



smile



slug



storm


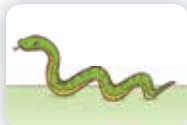
2  Listen and say the tongue twister.

The **sn**ail and  
the **sl**ug **sm**ile  
in the **st**orm.



3  Are the sounds the same? Listen and circle.

1



Yes

No

2



Yes

No


3



Yes

No

4

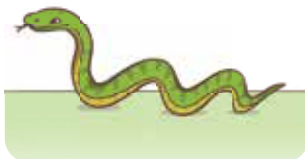


Yes

No

4  Listen and write.

1



\_\_\_ ake

2



\_\_\_ ep

3



\_\_\_ ide

4



\_\_\_ oke



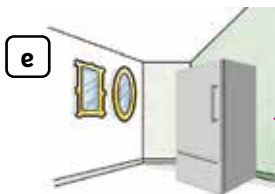
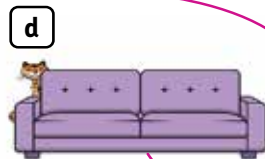
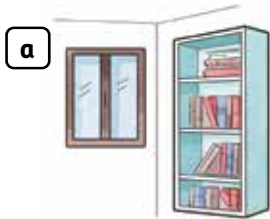
1 Look and write.

clock sofa television wardrobe



1 \_\_\_\_\_ 2 \_\_\_\_\_ 3 \_\_\_\_\_ 4 \_\_\_\_\_

2 Follow and circle.



- 1 There are  There aren't any  armchairs between the window and door.
- 2 There's  There isn't  a sofa next to the window.
- 3 There are  There aren't any  books behind the door.
- 4 There are  There aren't any  mirrors opposite the fridge.
- 5 There's  There isn't  a table in front of the sofa.
- 6 There are  There aren't any  armchairs next to the sofa.
- 7 There's  There isn't  a cat behind the sofa.

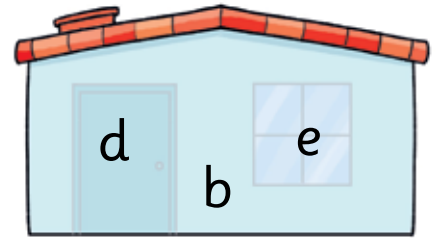
3  Go to the Progress path on page 99.

## Pre A1 Starters Reading and Writing Part 3

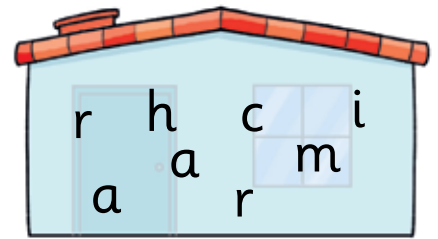
1  Look at the pictures. Look at the letters. Write the words.



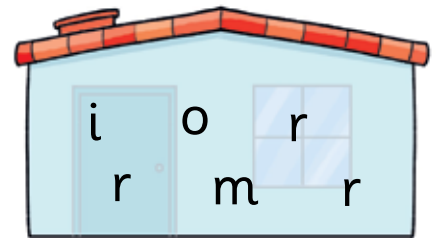
\_\_\_\_\_



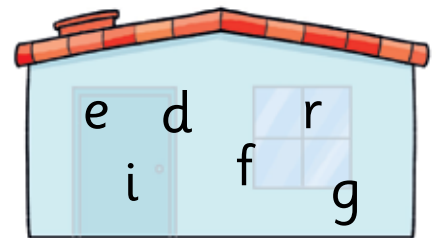
\_\_\_\_\_



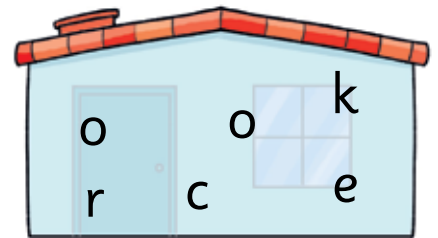
\_\_\_\_\_



\_\_\_\_\_



\_\_\_\_\_



1 Look and find. Take turns to ask and answer.

✓ = 1 point

Can you find the armchair?

Yes, there is an armchair next to the wardrobe.

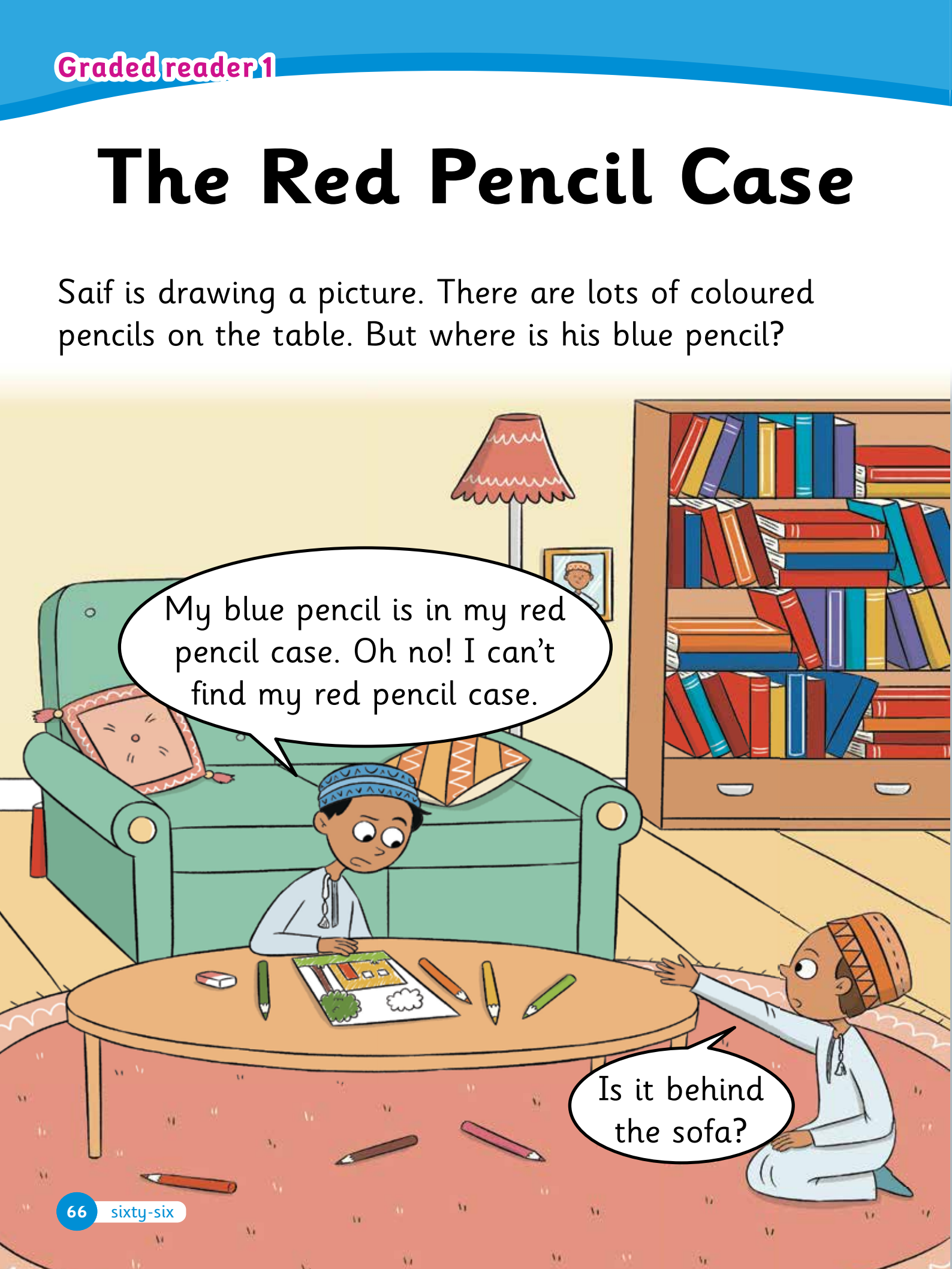
	Pupil A	Pupil B
armchair		✓
bed		
bookcase		
clock		
cooker		
fridge		
mirror		
skateboard		

	Pupil A	Pupil B
skirt		
slippers		
sofa		
spoon		
jumper		
television		
wardrobe		
table		




# The Red Pencil Case

Saif is drawing a picture. There are lots of coloured pencils on the table. But where is his blue pencil?



My blue pencil is in my red pencil case. Oh no! I can't find my red pencil case.


Is it behind the sofa?




No, your pencil case  
isn't behind the sofa.  
This is a book  
about a snake.

Let's put the book  
in the bookcase.


There are lots of red books in the bookcase.  
But where is the red pencil case?



I know! Is your pencil case between the armchairs?



No, it isn't.  
This is a puzzle!



Let's put the puzzle in the toy box.

The toy box is in front of the window. It's big.

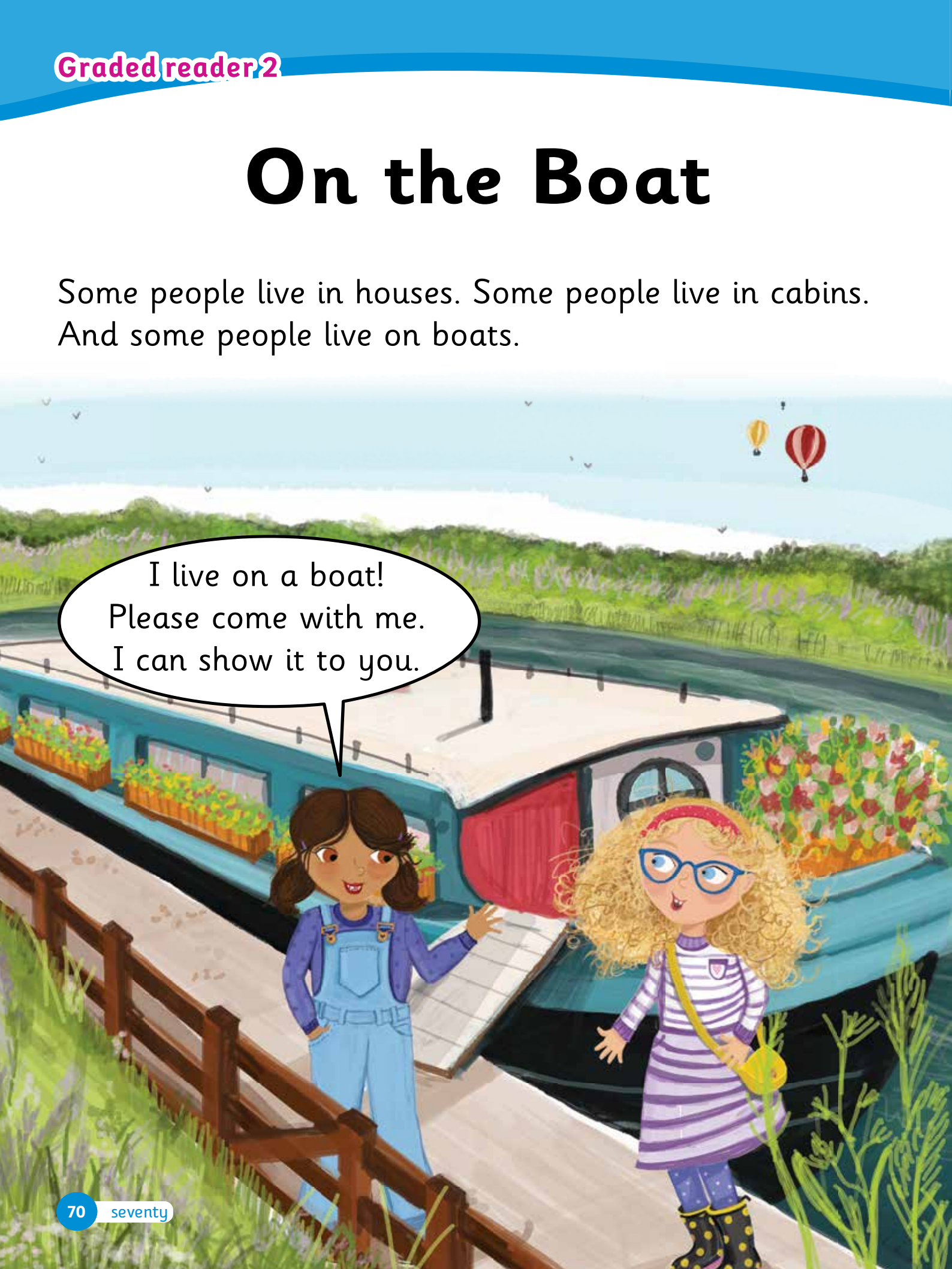


Now Saif has got his red pencil case and he smiles.  
But where is his blue pencil?



# On the Boat

Some people live in houses. Some people live in cabins.  
And some people live on boats.


An illustration of a canal scene. A blue boat with a white deck and a red door is docked. Two young girls are standing on a wooden walkway next to the boat. The girl on the left has dark hair and is wearing blue overalls. The girl on the right has blonde curly hair, wears glasses, a purple and white striped dress, and black boots with yellow polka dots. The background shows a green landscape with purple flowers, a blue sky with birds, and two hot air balloons (one yellow and one red and white striped).

I live on a boat!  
Please come with me.  
I can show it to you.



There's a small sofa on the boat, but there aren't any armchairs.

There are clocks, but there isn't a television.



What can you see?  
Can you find a bookcase?

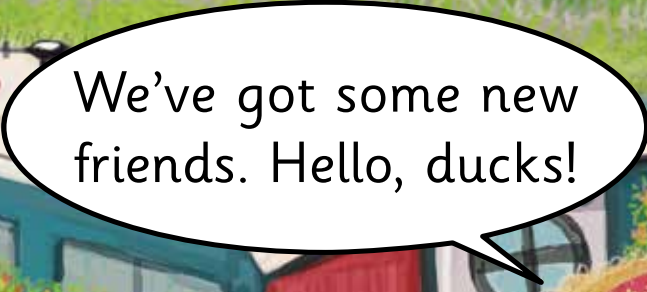
Yes! There's a bookcase  
under the sofa.

There's a small kitchen on the boat. In the kitchen, there's a cooker. There's a fridge opposite the cooker.


I like cooking on the boat.

Listen!  
What's that?  
Is it a storm?

No, it isn't! There are some ducks in front of the boat. There's a donkey behind the gate and some slugs in the grass.



We've got some new friends. Hello, ducks!



Look!  
There's a donkey too.  
I love living on a boat. It's fun!



# 8











# Animals are fun!

1  How many animals can you see?



What's in Lily's backpack?  
How many buses can you see?  
Where are the apples?

2   Listen and stick. Then listen and say.

1 	2 	3 	4 	5 
lion	panda	bear	giraffe	camel
6 	7 	8 	9 	10 
elephant	crocodile	penguin	eagle	kangaroo

3  Find the animals in the picture on page 74.



4   Listen and chant.

We're at the zoo,  
You and me.  
Have a look.  
What do you see?

There's a lion!  
Can lions run?  
Yes, they can.  
Oh, what fun!



There's a giraffe!  
Can giraffes jump?  
No, they can't.  
I don't know why.

5   Listen and tick (✓) or cross (X). Then ask and answer.

1 penguins	2 elephants	3 crocodiles	4 eagles	5 giraffes
fly <input type="checkbox"/>	jump <input type="checkbox"/>	run <input type="checkbox"/>	swim <input type="checkbox"/>	climb trees <input type="checkbox"/>



Can penguins fly?



No, they can't.

8.6

Can penguins swim? Yes, they can.

Can giraffes jump? No, they can't.



1 Before you read Who's the elephant?

2 Watch or listen and read.

## A play at the zoo

1 Let's do a play. Here are your masks.

Great!

I'm ready!

2 Hello, children. Let's learn about animals.

Hi! I'm a penguin. Are there any fish? I'm hungry.

Penguins can swim. They can't fly! They eat fish.

3 I'm an elephant. I love eating grass.

Elephants can walk and run. They can't jump. They eat grass.

4 I'm a bear. I'm hungry.

Is there any fruit?

Yes, there is. Bears can climb trees. They can't fly. They eat fruit and meat.

5 Atomic is ready.

Polly is ready, too.

You look good, Polly!



What animal costumes are Atomic and Polly wearing?



3 After you read Look at the story. Read and write.



Yes No can can't

- 1 Can penguins fly? \_\_\_\_\_, they \_\_\_\_\_.
- 2 Can elephants jump? \_\_\_\_\_, they \_\_\_\_\_.
- 3 Can bears climb trees? \_\_\_\_\_, they \_\_\_\_\_.
- 4 Can lions and crocodiles swim? \_\_\_\_\_, they \_\_\_\_\_.

4 Act out the story.

5 Design an animal mask.

Values  
Eat healthy food

1   Listen and say. Then listen and draw 😊 or ☹️.



coconut



burger



kiwi



grapes



mango



ice lolly



2   Listen and sing.



Are there any coconuts,  
coconuts, coconuts?  
Are there any coconuts?  
Yes, there are. Yes, there are.  
Yippee! I'm hungry!




Is there a mango,  
a mango, a mango?  
Is there a mango?  
No, there isn't. No, there isn't.  
Oh, no! I'm hungry!

Are there any burgers,  
burgers, burgers?  
Are there any burgers?  
No, there aren't. No, there aren't.  
Oh, no! I'm hungry!



Is there a kiwi,  
a kiwi, a kiwi?  
Is there a kiwi?  
Yes, there is. Yes, there is.  
Yippee! I'm hungry!



3  Look at the pictures and tick (✓) or cross (✗) what you would like in your café. Then ask and answer.



Me	<input type="checkbox"/>	<input type="checkbox"/>	<input type="checkbox"/>	<input type="checkbox"/>	<input type="checkbox"/>	<input type="checkbox"/>
My friend	<input type="checkbox"/>	<input type="checkbox"/>	<input type="checkbox"/>	<input type="checkbox"/>	<input type="checkbox"/>	<input type="checkbox"/>

Are there any ice lollies?

No, there aren't.



Is there a coconut?

Yes, there is./No, there isn't.

Are there any burgers?

Yes, there are./No, there aren't.



1   Listen and colour.



2   Cut out. Then listen and play.




Can kangaroos fly?

No, they can't.

A lot of Oman is desert, but many beautiful animals live here.


# Wild animals in Oman

green turtle



Many beautiful green turtles visit Oman's beaches. Turtles can swim to the Ras Al Jinz Reserve and lay eggs in its soft sand.

Arabian leopard



The rare Arabian leopard lives in the Jabal Samhan Reserve. There are only about 250 of these amazing animals. They can find things to eat in the mountains here, such as the Arabian gazelle.

Arabian oryx



Another rare animal is the Arabian oryx. You can see these in The Wildlife Reserve.

Which animal would you like to see?

1 Before you read What animals live in Oman?

2  Listen and read.

3  Find out more! Watch the video.

4 After you read Activity Book, page 51.

## Project

## Lesson 5, part 2

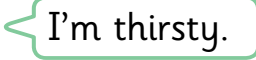

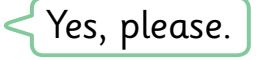

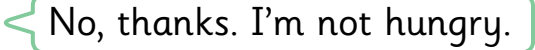
Make a brochure about an animal in Oman.

- 1 Choose an animal that lives in Oman.
- 2 Find out some facts about the animal.
- 3 Find photos or draw pictures.
- 4 Write. *This animal lives in ... It eats ...*
- 5 Make a fact sheet.
- 6 Present it to the class.



1   8.17 Watch or listen and read.



-  I'm thirsty.
-  Would you like some orange juice?
-  Yes, please.
-  Would you like an apple, too?
-  No, thanks. I'm not hungry.

2  Act out the dialogue. Use different drinks and food.

mango juice

water

milk

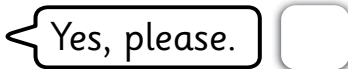
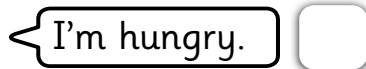
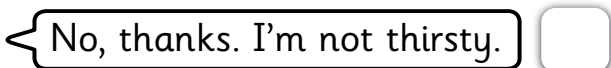
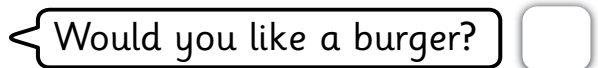
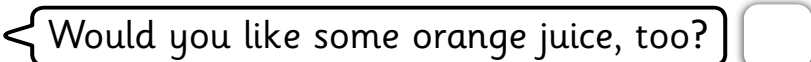
grape

burger

kiwi

3 Read and order.



-  Yes, please.
-  I'm hungry.
-  No, thanks. I'm not thirsty.
-  Would you like a burger?
-  Would you like some orange juice, too?

1  Listen and say.



2  Listen and say the tongue twister.

The king has  
got a ring and  
a pink drink.



3  Listen and circle.

1



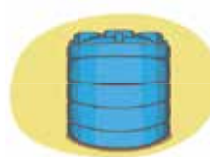
ng nk

2



ng nk

3



ng nk

4



ng nk

4  Listen and write.

1



ta \_\_\_

2



lo \_\_\_

3









thi \_\_\_

4







si \_\_\_

1 Read and circle.

1		<p>a Can elephants jump?</p>		<p>b Can kangaroos jump?</p>	No, they can't.
2		<p>a Can penguins climb?</p>		<p>b Can bears climb?</p>	Yes, they can.
3		<p>a Can camels fly?</p>		<p>b Can eagles fly?</p>	No, they can't.

2  Look and write. Then listen and match.


Is      Are      coconuts      burger      mango      ice lollies

	1 _____ there any _____?	a No, there aren't.
	2 _____ there a _____?	b Yes, there are.
	3 _____ there any _____?	c No, there isn't.
	4 _____ there a _____?	d Yes, there is.

3  Go to the Progress path on page 99.

## Get ready for...

## Pre A1 Starters Reading and Writing Part 4

- 1  Read this. Choose a word from the box. Write the correct word next to numbers 1–6.

## Spider monkeys



Spider monkeys are brown. They eat (1) \_\_\_\_\_, flowers and the (2) \_\_\_\_\_ of spiders.

Spider monkeys have got big, round (3) \_\_\_\_\_. They've got (4) \_\_\_\_\_ arms, (5) \_\_\_\_\_ and tails.

Can they climb (6) \_\_\_\_\_? Yes, they can! They can jump, too. They're cute.



legs



long



doll



eyes



eggs



brother



bananas



trees

1 Find your partner's eight food and animals! Play and say.

Is there an animal in B1?

Yes, there is.

Is there a bear in B1?

No, there isn't.



Pupil A's animals and foods

	A	B	C	D	E
1					
2					
3					
4					
5					

Pupil B's animals and foods

	A	B	C	D	E
1					
2					
3					
4					
5					

# Can Kangaroos Jump?

The animals are listening to music. What fun!  
Can elephants stamp? Yes, they can! One elephant is stamping. It's wearing fancy shoes.  
Can penguins dance? Yes, they can! Two penguins are dancing. They're wearing new hats.  
Can giraffes stretch? Yes, they can! Three giraffes are stretching. They're wearing colourful glasses.





Can lions roller-skate? No, they can't! But they can sing.  
Four lions are singing in front of the mirror.  
Can kangaroos jump? Yes, they can!  
Five kangaroos are jumping. One, two, three, four...



Oh no! This kangaroo can't jump.

Hold up your foot, Kangaroo! Kangaroo's foot is pink.  
Penguin has got an idea. Penguin helps Kangaroo.



Come on, everyone! Let's go! Let's stamp, dance, stretch, sing and jump.



Can kangaroos jump? Yes, they can! One, two, three, four, five ... jump!



# A Fancy Drink


Raya has got a fancy drink. There are lots of different fruits in it. It's a drink for a king!

Yes, please, Raya!  
I'm thirsty.

Would you like a  
drink too, Younis?



Younis can see lots of fruits on the table. He drinks and he thinks.




Is there a coconut  
in this drink?

Is there a mango?

No, there isn't.

Yes, there is.  
I love mangoes!



Are there any grapes in this drink?

No, there aren't. I don't like grapes.

Are there any bananas or apples?

Yes, there are! Two big bananas and one apple. There's a lime, too.

There are four fruits in Raya's fancy drink: a mango, two bananas, an apple and a lime.

Younis wants to make a drink, too. He's got a mango, two kiwis, some grapes and an orange.

Thanks for helping, Raya.

You're welcome! I like making new drinks.



# Language booster 4

1  Listen and say.

yesterday



today

2  Look, listen and repeat.



chemist



supermarket



bookshop



park



restaurant



bank



post office



department store



bakery



cinema

3   Listen and chant.



Fun, fun places to go,  
In town, yesterday.  
Friends that you know,  
In town, yesterday.



Hey! Look! There's Rawan!  
She was at the bookshop.  
She wasn't at the bank.

Hey! Look! There's Hazim!  
He was at the department store.  
He wasn't at the park.



Hey! Look! There's me!  
I was at the restaurant.  
I wasn't at the bakery.





4 Look and say.

Yesterday



Hazim was at the park yesterday.



Yes.

5 Point and say.

I was at the park yesterday. I wasn't at the restaurant.



I was at the bakery yesterday. I wasn't at the bookshop.

LC4.5

I/He/She **was** at the park yesterday.

I/He/She **wasn't** at the bank yesterday.

Show what you know

Write, tick (✓) and stick.

How many shops can you say now?

Can you say where someone was yesterday?

Can you say where someone wasn't yesterday?

Well done!






## Social Studies

## Places in town

Think

1 Why do we need shops?

Learn

2  Listen, read and check.

Do you like shopping? Do you like going out? Let's look at the places you can go to in a town or city.

a restaurant meal



You can buy lots of food at a supermarket and you can buy bread and cakes from a bakery. Yummy!

Sometimes, people go to a restaurant. You can eat lovely meals there.

parcels



Sometimes people get ill, so you can visit a chemist for some medicine.

You can also send parcels at a post office.

plates and bowls



Or you can go to a department store. This sells tables, chairs, plates, bowls and many other things.

We all like to read and you can buy books at a bookshop.

money



How can you pay for these things? You can go to a bank and get some money.

Which of these places do you go to?

check

3 Read and match.

- 1 You can buy bread and cakes
- 2 You can eat lovely meals
- 3 You can buy plates and bowls
- 4 You can buy medicine
- 5 You can send a parcel
- 6 You can get some money

- at a department store.
- at a chemist.
- at a restaurant.
- at a post office.
- at a bank.
- at a bakery.

Let's practise!

1 Read and answer.

- 1 Where can you watch films?
- 2 Where can you play games and have a picnic?

2 Say and play.


You can send a parcel.



A post office.

Show what you know

Draw a map of your town. Then show and tell.



This is the bookshop. We can buy books here.

# Progress path

Read and write. Then stick.

## Unit 5



They've got four legs. They've got long necks. They can run and jump. People ride them for fun. What are they? \_\_\_\_\_

## Unit 5



I am on a farm.  
I want some milk.  
What can I do?  
\_\_\_\_\_

## Unit 6



This is like a house.  
We sleep in it. We use it outside. What is it?  
\_\_\_\_\_

## Unit 6



The ball is not new and it is not clean. What is it?  
\_\_\_\_\_

Ready?



## Unit 8



This animal is black and white. It has got two feet. It has got short legs. It can swim. It can't fly. What is it?

\_\_\_\_\_

## Unit 7



Mum is on my right.  
Dad is on my left.  
Where am I?

\_\_\_\_\_

## Unit 8



It can swim. It eats meat. It's not a lion. What is it?

\_\_\_\_\_

## Unit 7



Two or three people can sit on this. It's big. It can be plain or fancy. What is it?

\_\_\_\_\_

**Well done!**





**York Press Limited**  
322 Old Brompton Road,  
London SW5 9JH,  
England

Original edition, Team Up! © Pearson Educación, S.A., 2018

Team Together © Pearson Education Limited 2019

This edition published by York Press © 2023

Published by arrangement with Pearson Education with permission of Pearson Educación S.A.

Authorized Licensed Edition from the Spanish edition, entitled Team Up, by Lesley Koustaff with Kay Bentley, published by Pearson Educación, S.A. Copyright © Pearson Educación, S.A., 2018, and Team Together, Lesley Koustaff with Kay Bentley, published by Pearson Education Limited 2019.

The right of Lesley Koustaff to be identified as author of this Work has been asserted by her in accordance with the Royal Legislative Decree, 12 April 1/1996, which approves the consolidated text of the Law of Intellectual Property Rights.

The publishers would like to thank Kay Bentley for her contribution.

Additional material provided by Hannah Fish, Helen Dineen and Matthew Hancock.

'Pearson', 'GSE', 'Team Together' and associated logos and designs are trademarks of Pearson.

**Partner in development:**

Foreign Languages Section,  
Ministry of Education, Oman

The series has been customised by the Ministry of Education, Oman, based on the contract between the Ministry of Education and Pearson Education Limited and York Press Limited based on the ministerial decree 211/2021.

All rights reserved; no part of this publication may be reproduced, stored in a retrieval system, or transmitted in any form or by any means, electronic, mechanical, photocopying, recording, or otherwise without the prior written permission of the Publishers.

First published 2023

ISBN: 978-99992-56-19-3

**Image Credit(s):**

**Alamy Stock Photo:** Denny Ellis 16; John Keates 16; Kathy deWitt 14; STOCKCHILDREN 39

**Alamy:** Denny Ellis 16; John Keates 16; Kathy deWitt 14; STOCKCHILDREN 39

**Getty images:** gahsoon 94

**Shutterstock.com:** Abie Davies 16; Africa Studio 55, 63, 107, 113; Alexander Limbach 51, 53, 95, 97; Alexandra Lande 75, 83, 115; AlexandrBognat 55, 107, 113; Alexbom 94; Alison Mees 75, 115; Alter-ego 39; AmaPhoto 107; Anan Kaewkhammul 83; AnonimS 16, 36, 60, 80; Anton Starikov 34; ApoGapo 55, 107, 113; Artazum 60; Atiketta Sangasaeng 55, 94, 113; BearFotos 96; Bradley Blackburn 109, 115; Butterfly Hunter 11, 113; CHAIWATPHOTOS 55, 113; Chokniti-Studio 96; clarst5 101; Corepics VOF 14; Csati 16; davegkugler 75, 115; defpicture 75, 115; Deman 94; Dmitrij Skorobogatov 78; Dmitry Chulov 60; Drazen Zigic 16; ducu59us 83, 109; Elliot Photography 11, 113; Eric Isselee 83, 101, 109; evantravels 60; fernando sanchez 75, 115; Four Oaks 83; George Rudy 94; Goinky Production 75, 115; Gooly 109; Ground Picture 94; hangingpixels 75, 115; hxdyl 94; IKO-studio 63; Jan vd Brink 31, 113; Jessica2 34; joebraveling 80; Joerg Beuge 36; Julia Sudnitskaya 14; Kotomiti Okuma 83, 109; LCAT Productions 75; LeonP 11; leungchopan 75, 115; LN\_PHOTO 63; LUNA BRILLANTE 78; MadisonRae 11, 113; Maks Narodenko 78; Marcin Szymczak 80; Martin Nemeč 11, 113; Mathisa 34; Mega Pixel 31, 113; Mind Pixell 34; Mikbiz 31, 113; mongione 36; Monticello 63, 107; NATALIA61 107; nattan2726 109; Nattika 78; New Africa 31, 101, 107, 113; Nigel Housden 60; Nomad\_Soul 55, 113; Oleg Golovnev 94; Olhastock 101; ONYXprj 34; Osetrik 11, 113; panda3800 31, 113; Perpis 75, 115; Petr Malyshev 34; Peyker 31, 113; photka 31, 113; photomaster 101; Photoography 55, 113; PIGAMA 39; Pix11 107; Pixel-Shot 36; Pixfiction 31, 113; ppart 55, 107, 113; Prachaya Roekdeethaweasab 96; Pressmaster 39; Pume Poonnin 31, 113; Rawpixel.com 31, 113; Reinhold Leitner 11, 113; Room27 55, 113; Ryzhkov Oleksandr 60; sagir 107; salarko 94; Sarawut Aiemsinsuk 78; serato 60; Shaiith 60; Sherjaca 11, 113; StefanRenner 101; stockfour 14; Super Prin 101; swissdrone 36; Tatjana Rantasha 11, 113; The Road Provides 96; Tim UR 36, 78; trabantos 80; Tsekhmister 101; Valentyn Volkov 78; Vitaliy Karimov 14, 16; Vladislav T. Jirousek 80; Volodymyr Burdiak 11, 113; Yeamake 55, 113; Yosyhiro 80; Zacchio 14







**Ministry of Education:** 11, 14, 15, 16, 17, 20, 31, 34, 35, 36, 37, 51, 52, 53, 55, 58, 59, 60, 61, 75, 79, 80, 81, 85, 94, 95, 97

Illustrated by Mercè Orti Climent (unit openers and stories), Rebeca Rodrigo Fuentenebro, Dani Cruz, José Rubio and Christos Skaltsas (Hyphen)

**Cover Image:** Mercè Orti Climent

Reg No: 7304/2024

What are the animals doing?









He dry



She wet



I plain



I fancy



She new



He old



I hard



She soft





She clean



He dirty








<b>Saturday</b>					
<b>Friday</b>					
<b>Thursday</b>					
<b>Wednesday</b>					
<b>Tuesday</b>					
<b>Monday</b>					
<b>Sunday</b>					

---



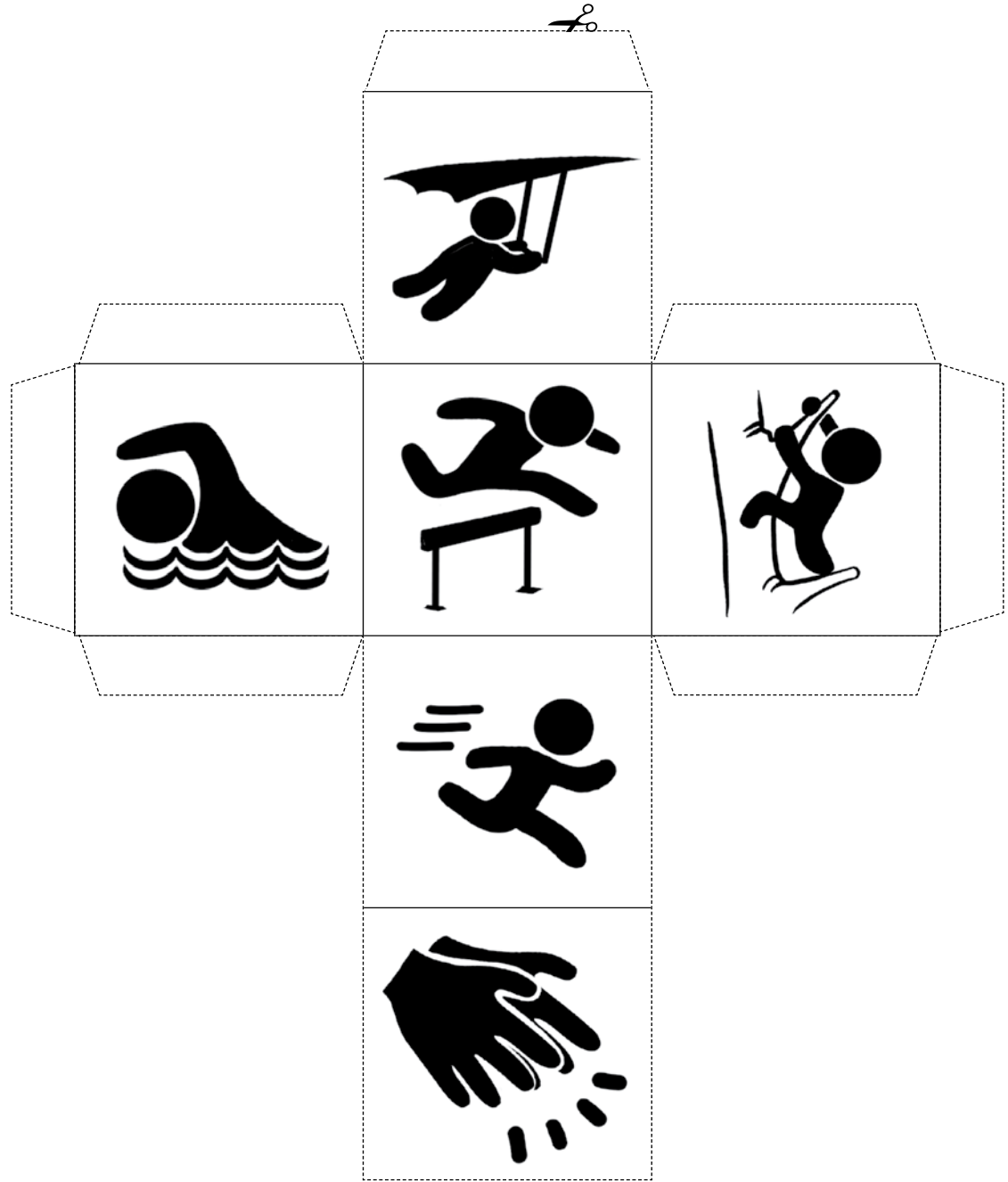














**Unit 5** Page 11



**Unit 6** Page 31



**Unit 7** Page 55





**Unit 8** Page 75



**Progress path**

Pages 98–99



**Language boosters**

Pages 51 and 95







LEARN Together  
SUCCEED Together



# TEAM Together OMAN

**Team Together Oman** is a four-level primary English course that develops language alongside future skills. Pupils are challenged to communicate creatively in authentic contexts, think critically and work together to get results. **Team Together Oman** sets out a clear path for progress and prepares children for success in external examinations including PTE Young Learners and Cambridge English Qualifications.

## Grade 3B

### For pupils

- Class Book with Digital Resources
- Activity Book
- Audio
- Videos and animations

### For teachers

- Teacher's Book with Digital Resources
- Flashcards
- Word Cards
- Story Cards
- Phonics Cards
- Posters
- Photocopiable quizzes and worksheets
- Audio
- Videos and animations

**English Benchmark for Young Learners (EBYL)** and **Team Together Oman** make the perfect partners for your language and assessment needs

GSE	10	20	30	40	50	60	70	80	90	
Grade 4										
Grade 3										
Grade 2										
Grade 1										
CEFR	<A1	A1	A2	A2+	B1	B1+	B2	B2+	C1	C2
	PTE YL		EBYL		Cambridge English Qualifications					
Grade 1					Pre A1 Starters					
Grade 2	Firstwords		Level 1		Pre A1 Starters					
Grade 3	Springboard		Level 2		Pre A1 Starters					
Grade 4	Quickmarch		Level 3		A1 Movers					

www.moe.gov.om

ISBN 978-99992-56-19-3



9 789999 256193 >

Learn more about the Global Scale of English at [pearsonenglish.com/gse](https://www.pearsonenglish.com/gse)