

نتقدم بثقة
Moving Forward
with Confidence



SULTANATE OF OMAN
MINISTRY OF EDUCATION

TEAM Together OMAN 2B

Activity Book



Trial Edition
2023

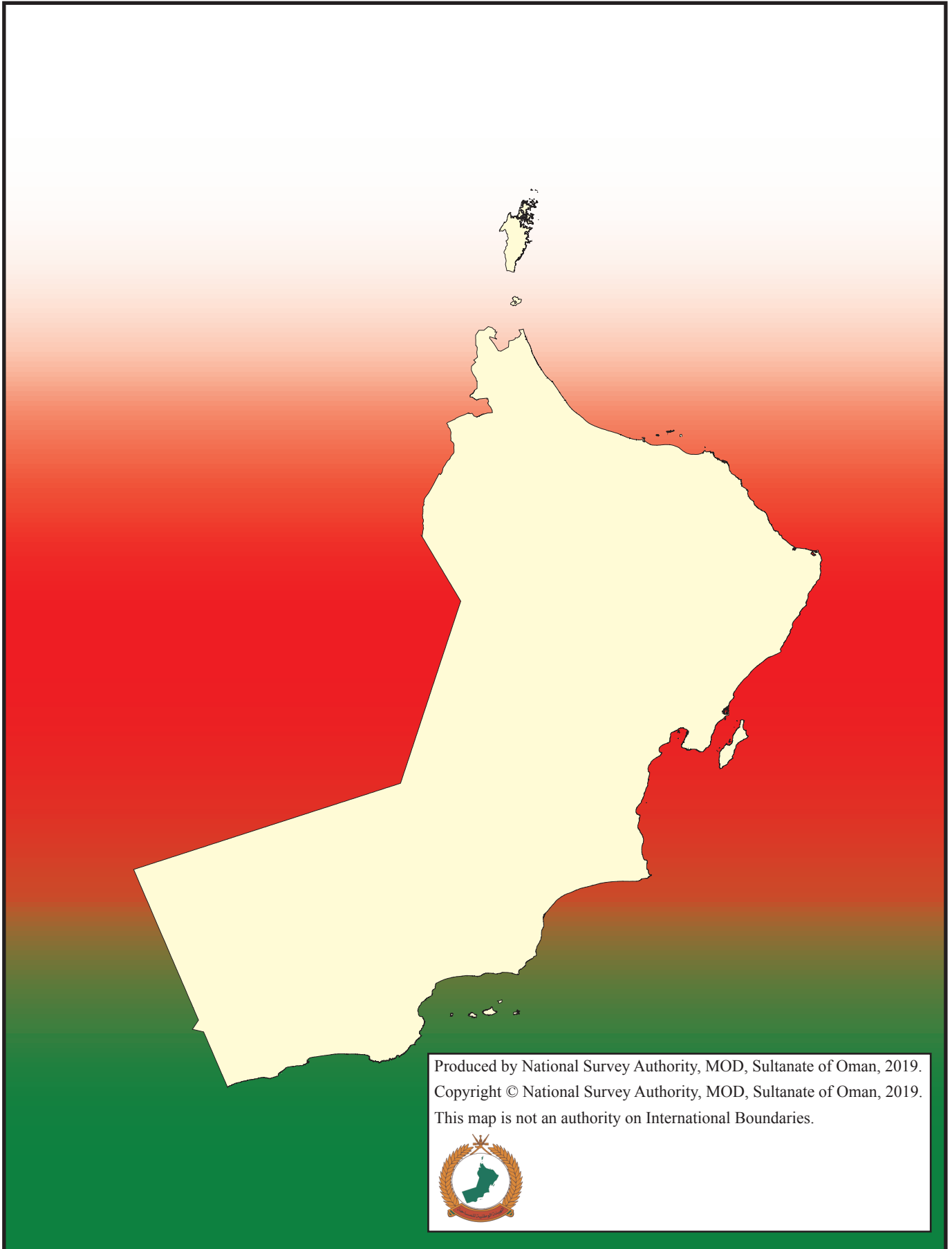


**His Majesty
Sultan Haitham Bin Tarik**



**The Late Sultan
Qaboos Bin Said**

Sultanate of Oman



Produced by National Survey Authority, MOD, Sultanate of Oman, 2019.
Copyright © National Survey Authority, MOD, Sultanate of Oman, 2019.
This map is not an authority on International Boundaries.



Praise be to Allah and Peace be upon His Messenger, Mohammed

Education is key for personal development, and it provides a wealth of opportunities in life. The commitment and efforts we put into education are some of the most fundamental investments we can make towards securing the future wellbeing of Oman and its citizens.

Our education system has been the bedrock of our development. It has provided this generation and those before it with the skills and knowledge that have driven the country's growth and, with it, our prosperity. But to meet our high aspirations as expressed in Oman's Vision 2040 amidst an increasingly competitive global environment, we cannot stand still.

To compete with the best in the world, our education system must develop young Omanis who are knowledgeable, think critically and creatively, have leadership skills and are able to communicate effectively in English with the rest of the world. Just as importantly, our students must be instilled with values, ethics and a sense of citizenship that will empower them to make the right choices for themselves, their families and the country.

Given Oman's historical and geographical profile, mastering English as a second language is an absolute necessity for all our students. It is the language of international communication and is also the main language for studying other subjects all over the world. Therefore, the Ministry took the decision to adopt and customise an international series called 'Team Together' that is benchmarked to the Global Scale of English (GSE) and the Common European Framework of Reference for Languages (CEFR), both of which are internationally recognised standards for describing language ability.

This series is based on the most cutting-edge research on teaching and learning. It will embed and develop Future Skills such as critical and creative thinking, as well as encourage holistic, well-rounded personal growth. This series will prepare our children to meet the challenges of a pluralistic society that welcomes diversity, a knowledge-based job market that is constantly evolving, and economic globalisation.

Finally, I hope that you find this book useful and enjoyable, and use it in your everyday lives, as this will enable us all to contribute to the success of our beloved country – the Sultanate of Oman – as led by the inspiration and wisdom of His Majesty, Sultan Haitham Bin Tarik.

I would like to take this opportunity to wish you every success in life.

Dr. Madiha bint Ahmed Al-Shaibani

Minister of Education

Sultanate of Oman



Dear children,

We are very excited to help you continue your learning journey with English!

Your Semester 2 books are a Class Book as well as an Activity Book and a Sounds and Spelling Book. Remember to look after your books and to bring them to class every day.

All of your books have lots of fun activities to help you to learn English. Your Class Book has stories, songs, projects and games. Your Activity Book has lots of fun tasks to do in class. Your Sounds and Spelling Book has fun tasks to help you to read and write in English.

There are also cut-outs and stickers at the end of the Class Book. What fun!

Have a really interesting semester and we look forward to writing to you again next year!





SULTANATE OF OMAN
MINISTRY OF EDUCATION

TEAM Together OMAN 2B Activity Book



Contents

5 See the animals!	8
6 Do you like apples?	18
Atomic's Learning Club	
Language booster 3	28
7 It's windy!	30
8 Who's at home?	40
Atomic's Learning Club	
Language booster 4	50
Picture dictionary	52

5

See the animals!

1  Look at the Class Book page 10. Read and write.

~~orange~~ Atomic one

1 What colour is the scooter?

It's orange.


2 How many bikes can you see?

3 He's got four legs. Who is it?

It's _____.

2 Look and write. Then colour.

~~dog~~ parrot tortoise snake hamster
mouse cat fish spider rabbit



1 dog

2 _____

3 _____

4 _____

5 _____

6 _____



7 _____



8 _____



9 _____


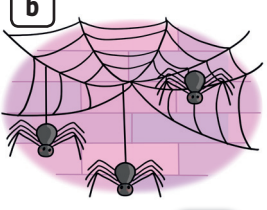
10 _____

3  Listen and tick (✓).

1 **a**  **b** 




2 **a**  **b** 

3 **a**  **b** 

4 **a**  **b** 

4 Look, match and write.

cats ~~fish~~ mice spiders




They're fish.

They're _____.

They're _____.

They're _____.



1 After you read Remember the story. Read, write and number.

hamsters mice ~~animals~~ eggs

They're _____.

Let's see the animals.

These are _____.

They're white _____.

2 Values Look and circle.

1 yes / no

2 yes / no

3 yes / no

4 yes / no


5 yes / no

3 Look and colour.





The strange eggs

1 Look and write.

~~tail~~ fur shell wings teeth feathers



2 Look, read and circle.



- 1 It's got short fur. Is it a cat?
- 2 It's got a long tail. Is it a dog?
- 3 It's got a big shell. Is it a tortoise?
- 4 It's got feathers and two wings. Is it a parrot?
- 5 It's got small teeth. Is it a rabbit?

Yes, it is. No, it isn't.

Yes, it is. No, it isn't.






Yes, it is. No, it isn't.

Yes, it is. No, it isn't.

Yes, it is. No, it isn't.

1 Read and match.

- 1 What are these? They're hamsters.
- 2 What are these? They're fish.
- 3 What are these? They're spiders.
- 4 It's got big teeth. It's a rabbit.
- 5 It's got a short tail. It's a tortoise.
- 6 It's got long feathers. It's a parrot.



2 Choose, draw and write.


mice snakes tortoises fish hamsters parrots




What are these?

They're _____

1 Read, circle and colour.



island / turtle



island / turtle

2 After you read Read and write Yes or No.

1 My name's Muna.

Yes

2 I'm from Barka.

.....

3 This is Al Dimaniyyat Islands Farm.

.....

4 You can see lots of turtles here.


.....

5 This is An Naman School.

.....

6 It's got cats and rabbits.

.....



1 Write, draw and colour. Then act out.


What's your favourite animal?

My favourite animal is a

.....

.....

.....



2 Read and match.


1 My favourite animal is a cat.

2 My favourite animal is a tortoise.


3 I love parrots.

4 I love rabbits.

a



b



c



d



1 Look and write.

They're It's

1



What are these?

They're cats.


2



What's this?

_____ a hamster.

3



What are these?

_____ snakes.


4




What's this?

_____ a mouse.

2 Look and circle.



1 It's **big** small .
 It's got a **long** short tail.
 It's got **feathers** fur .



2 It's **big** small .
 It's got **a tail** teeth .
 It's got **a shell** wings .

3  Read, write and draw.


This is my favourite animal!

It's **big** small .

It's got _____

and _____ .

It's a _____ .



1 Count and write.

~~fish~~ cats spiders hamsters
 rabbits mice snakes dogs
 parrot tortoises



nine fish

six _____

four _____

seven _____

ten _____

three _____

two _____




one _____

five _____

eight _____

2 Read and match.

- 1 It's got a long tail. It's small. It's got a big nose. It's got black and white fur.
- 2 It's got a short tail. It's got four long legs. It's got a small nose. It's got brown fur.
- 3 It's long. It's got a short tail. It's got short legs. It's got big teeth. It's brown.



Pre A1 Starters Reading and Writing Part 2

1  Look and read. Write Yes or No.



1 The tortoise is under the table.

2 The mouse is small.

3 The parrot is red and blue.

4 The snake is long.

5 The dog is big.

No

6

Do you like apples?

1  Look at the Class Book page 20. Read and write.

rabbit ~~one~~ in

1 How many cats can you see?

one

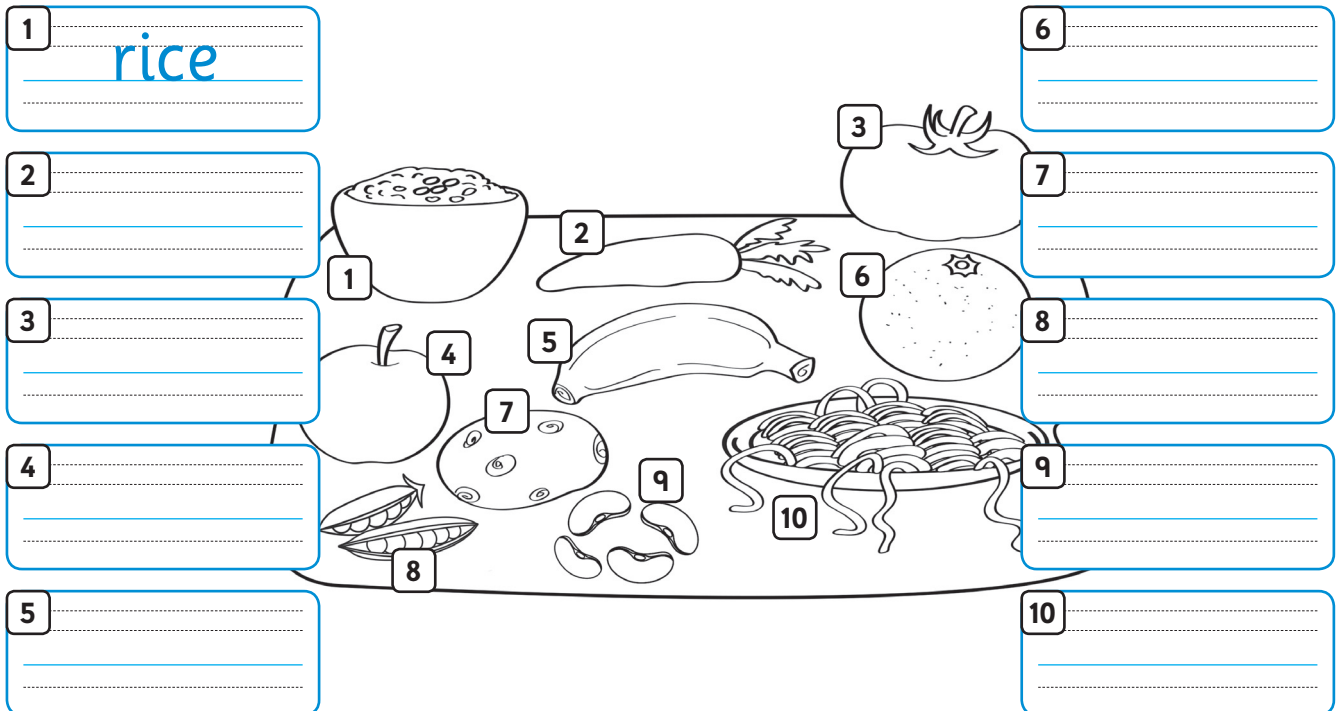
2 Find an animal with big ears.

3 Where are the tortoises?

They're _____ the box.

2 Look and write. Then colour.

apple orange banana tomato carrot
potato beans peas ~~rice~~ pasta



1 rice

2 _____

3 _____

4 _____

5 _____

6 _____





7 _____

8 _____

9 _____

10 _____

3 Listen and number.



4 Make the sentences true for you. Then match.


like don't like

1 I like bananas.

2 I _____ apples.

3 I _____ rice.

4 I _____ beans.




1 After you read Remember the story. Read, write and match.

pasta ~~vegetables~~ bananas peas potatoes

1 Let's plant some vegetables.



2 I don't like _____, but I like _____.



3 Is _____ a plant? I like pasta.



4 Wow! Look! _____!




2 Values Look and tick (✓) or cross (X).

1



X

2



3



4



5

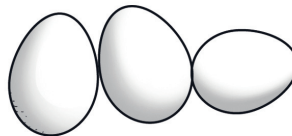




3 Look and colour.



1 Match and write.

- 1 fi eese
- 2 mi sh
- 3 eg lk
- 4 ch ce
- 5 ju gs



fish

2 Write and circle. Answer for you.


chicken ~~bread~~ meat water

- 1 Do you like bread ?
Yes, I do. No, I don't.
- 2 Do you like _____ ?
Yes, I do. No, I don't.
- 3 Do you like _____ ?
Yes, I do. No, I don't.
- 4 Do you like _____ ?
Yes, I do. No, I don't.

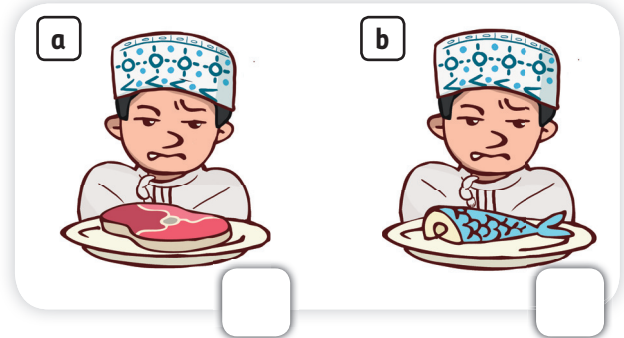


1 Read and tick (✓).


1 Do you like apples? Yes, I do.



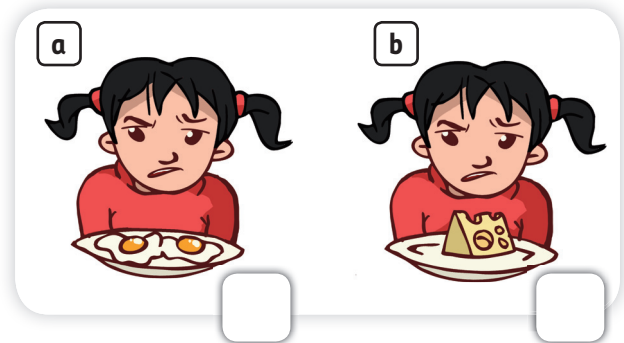
2 Do you like meat? No, I don't.





3 Do you like beans? Yes, I do.



4 Do you like eggs? No, I don't.



2 Look and write.



1 Do you like cheese ?

2 Do you _____ ?

3 Do _____ ?

4 _____ ?

Yes, I do .

No, _____ .

No, _____ .

_____ .

_____ .

1 Read and match.



1

halwa

shiwa




3



2

Omani bread

almonds



4

2 After you read Read and circle.


1 The word 'halwa' means **sweet** **good**.

2 Halwa has got **rice** **almonds**.

3 It's my favourite **toy** **food**.

4 Shiwa has got **meat** **fish** and rice.

5 Omani bread has got flour, **water and salt** **lemons and oranges** in it.



1 Read and match.

1 Can I have some milk, please?






2 Can I have some cheese, please?

3 Can I have a tomato, please?

4 Can I have a banana, please?

5 Can I have an orange, please?

6 Can I have some chicken, please?



2 Write, draw and colour.

an orange

a banana

a carrot

juice

water

I'm hungry. Can I have
.....
....., please?

Yes, sure. What about a drink?

Yes, please. Can I have some
.....
....., please?

Here you are.


Thank you.

My food and drink

1 Look and write.





juice rice ~~eggs~~ pasta

- 1 I like eggs.
- 2 I don't like _____.
- 3 _____.
- 4 _____.



2 Look and write. Then circle.

~~carrots~~ oranges fish bread

- 1  Do you like carrots? Yes, I do. No, I don't.
- 2  Do you _____? Yes, I do. No, I don't.
- 3  Do _____? Yes, I do. No, I don't.
- 4  _____? Yes, I do. No, I don't.

3 Look, choose and write.

Can I have _____ and _____, please?



Yes, sure. What about a drink?

Yes, please. Can I have some _____, please?

Here you are.

1 Make a wordsearch for a friend.



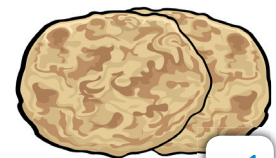









a	b	r	e	a	d	x









2 Order and answer for you.

- fish / you / like / Do Do you like fish ?
- eggs / like / you / Do _____ ?
- you / juice / like / Do _____ ?

Pre A1 Starters Listening Part 2

1   6.20 Listen and write the answers.



1 Do you like chicken, Amna?

No, I don't.

2 Do you like rice, Ahmed?

3 Do you like bananas, Zahra?

4 What do you like, Wafa?

I like _____ and _____.

5 Do you like cheese, Saif?



Language booster 3

1 Look and write.

eighteen fourteen eleven thirteen nineteen
sixteen twelve seventeen fifteen twenty

11 _____

16 _____

12 _____

17 _____

13 _____

18 _____

14 _____

19 _____

15 _____

20 _____

7

It's windy!

1  Look at the Class Book page 34. Read and write.

blue three ~~parrot~~ ~~cat~~

1 What pets can you see?

A parrot and a cat.

2 What colour is the slide?

It's _____.

3 How many cars can you see?

_____.

2 Look and write.

sunny cloudy ~~rainy~~ windy foggy
stormy snowy hot cold



1 rainy



2 _____



3 _____



4 _____



5 _____



6 _____



7 _____




8 _____



9 _____

3  Listen and tick (✓) or cross (✗).

1



2



3






4



4 Look and write.

foggy ~~rainy~~ windy stormy
~~sunny~~ snowy cloudy cold



1 It's rainy.

It isn't sunny.

2 It's _____.

It isn't _____.



3 It's _____.

It isn't _____.



4 _____



1 After you read Remember the story. Read and write True or False.



- 1 It's hot and sunny now.
- 2 It's hot. I'm wearing boots!
- 3 The weather is bad today!
- 4 Oh no! Now it's sunny.

True

2 Values Look and tick (✓) or cross (X).




3 Look and colour.

Bad weather


1 Look, write and match.

boots trousers skirt shorts shoes ~~T-shirt~~ jumper coat



T-shirt



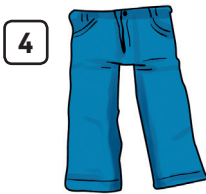


It's sunny and hot.















It's cold and snowy.





2 Look and write.

a jumper a coat shorts a skirt
trousers boots a T-shirt shoes



1 I'm wearing a T-shirt, shorts and shoes.

2 I'm wearing _____, _____ and _____.


3 _____

4 _____

1 Read and colour.

1 I'm wearing a yellow hat, a blue T-shirt and red shorts. It's hot and sunny.

2 I'm wearing a green coat, purple trousers and brown boots. It's cold and snowy.



2  Read, draw and write.

1 It's hot and sunny.

What are you wearing?


I'm wearing _____,
 _____ and _____.

2 It's cold and snowy.

What are you wearing?

1 Look and write.

sand sandstorm road hurry




.....



.....



.....



.....

2 After you read Read and tick (✓) or cross (X).

- 1 Khalid lives in Bediya.
- 2 There is a sandstorm here today.
- 3 You can see the houses and buildings.
- 4 The roads and cars are orange because of the sand.
- 5 In a sandstorm we hurry home.
- 6 We open the doors and windows.



1 Read and circle.

1 It's windy!

Put on your
coat T-shirt!

2 It's cold!

Put on your
jumper **boots**!

3 It's hot!

Take off your
shoes **jumper**!

2 Write, draw and colour. Then act out.

hot

rainy

sunny

cold

hat

coat

boots

1 Brr. It's _____.

Put on your

_____!

Good idea.

2 Pheew! It's _____.

Take off your

_____!

Good idea.

It's _____.

It's _____.

1 Look and write.

foggy hot windy rainy snowy stormy ~~sunny~~ ~~cloudy~~




1 It's sunny

It isn't cloudy



2 It's _____

It isn't _____



3 _____



4 _____

2  Read, write and draw.


1 What's the weather like today?

It's _____ and _____

It isn't _____

2 What are you wearing today?

I'm wearing _____




1 Find and circle.



2 Look and write. Then find and tick (✓).

<input type="checkbox"/>		windy
<input type="checkbox"/>		_____
<input type="checkbox"/>		_____
<input type="checkbox"/>		_____
<input type="checkbox"/>		_____

<input type="checkbox"/>		_____
<input type="checkbox"/>		_____
<input type="checkbox"/>		_____
<input type="checkbox"/>		_____



Pre A1 Starters Reading and Writing Part 5

- 1  Look at the pictures and read the questions. Write one-word answers.



- 1 What's the weather like? It's sunny.
- 2 What are you wearing? A green _____ and blue _____.



- 3 What's the weather like? It's _____.
- 4 What are you wearing? A yellow _____ and brown _____.

8

Who's at home?

1  Look at the Class Book page 44. Read and write.

bedroom ~~Dad~~ blue

1 Who's wearing a blue T-shirt?

_____ Dad _____

2 What colour is the car?

It's _____

3 Where's the blue chair?

In the _____

2 Look and write.

balcony bedroom ~~flat~~ bathroom roof
kitchen hall garage living room garden

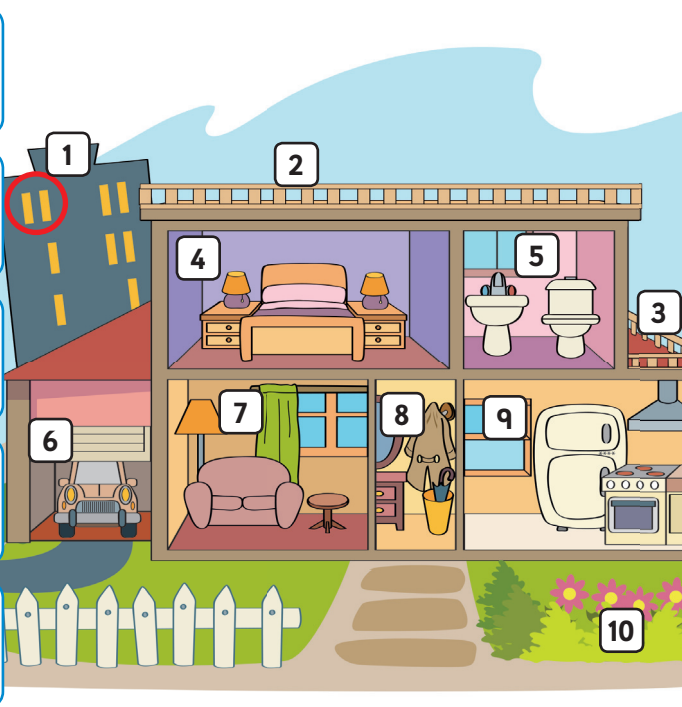
1 _____
flat

2 _____

3 _____

4 _____

5 _____



6 _____

7 _____

8 _____


9 _____

10 _____

3




Listen and number.



a



b



c



d

4

Look and write.

He isn't He's She isn't She's ~~living room~~ bedroom garden kitchen



1 She's in the garden.

She isn't in the garden. She's in the living room.



2 He's in the bathroom.


.....

.....

.....

.....

.....



3 She's in the kitchen.

.....

.....

.....

.....

.....



4 She's in the garage.

.....

.....

.....


.....

.....

1 After you read Remember the story. Read and circle.

1 Where's Lisa?

She's in the **kitchen** bedroom **garden**.



2 Where's Jack?

He's in the **kitchen** **garage** **hall**.

3 Where's Sami?

He's in the **living room** **garden** **house**.



4 What's this?

It's **a treasure** **an old photo album**.

2 Values Solve the mystery.

○	●	×	▼	△	◆	◎	*	+	■	◇	♣	□
a	c	d	e	g	h	i	m	n	o	r	s	t

○ □ ■ * ◎ ● ◎ ♣ ◎ + □ ◆ ▼ △ ○ ◇ × ▼ +

A t o m i c _ _ _ _ _

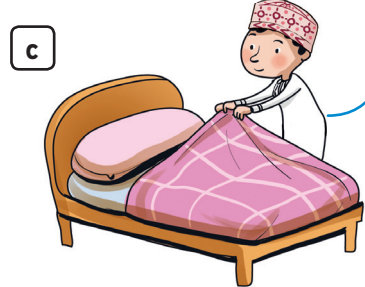
3 Look and colour.

The hidden treasure



1 Look, write and match.

~~make~~ lay tidy water wash clean



1 make the bed

2 _____ the table

3 _____ the plants

4 _____ the floor

5 _____ the car

6 _____ up



2 Look at Activity 1. Order and write.

1 making / He's / the / bed

He's making the bed.

2 He's / the / watering / plants

3 car / washing / the / She's



4 up / She's / tidying

1 Read and match.

1 Where's my dad?
He isn't in the garden.
He's laying the table
in the living room.

2 Where's my sister?
She isn't in the hall.
She's tidying up in
the garage.

3 Where's my mum?
She isn't in the bathroom.
She's making the bed
in the bedroom.



2 Look and write. Where's Nawaf?

the garage the bedroom washing the car





He isn't in _____.

He's _____.

in _____.

1 Read and match.



bed

tent

cave

dining room

boat



2 After you read Read and write Yes or No.



1 Is this a kitchen? _____



2 Is this a bedroom? _____



3 Is this home in a boat? _____



4 Is this a dining room? _____

1 Read and write.

bed car floor table up washing up

1 Can you help me clean the _____?

2 Can you help me lay the _____?

3 Can you help me make the _____?

4 Can you help me tidy _____?

5 Can you help me wash the _____?

6 Can you help me do the _____?



2 Write, draw and colour. Then act out.

tidy up

water the plants

wash the car

make the bed

clean the floor

Can you help me, please?

Sure. What can I do?

Can you help me _____?

Yes, of course.

Thank you.

Can you help me _____?

1 Look and write.

1 house


2

3

4

5

8



6

7

9

10

2 Look at Activity 1. Read and write.

making the bed watering the plants ~~washing the car~~




1 Where's my mum? She isn't in the bathroom. She's in the garage. She's washing the car.

2 Where's my dad? _____

3 Where's my brother? _____

1 Follow and write.

bedroom bathroom living room ~~kitchen~~



1 She's in the kitchen.

2 He's in the _____.

3 _____

4 _____

2 Look and write.

cleaning the floor tidying up ~~making the bed~~



1 She's in the bedroom.
She's making the bed.



2 _____




3 _____

Pre A1 Starters Listening Part 1

1   Listen and draw lines.

Mazin

Eman

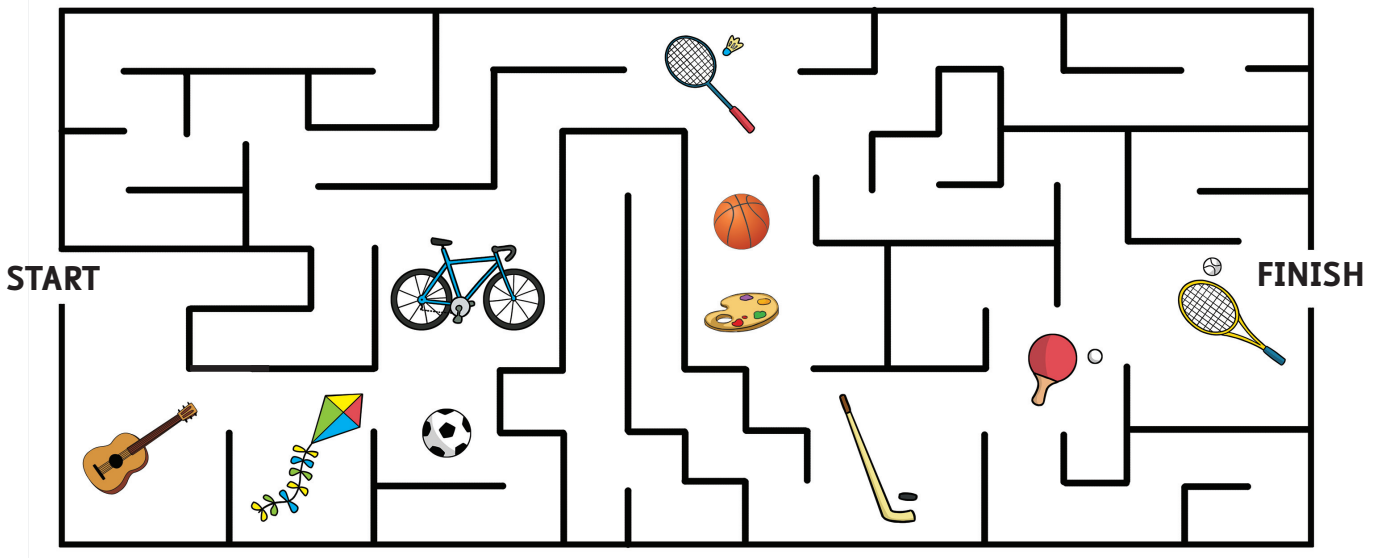


Nassra

Muna

Language booster 4

1 Find and number in order.



a fly a kite

f ride a bike

b play hockey

g play the guitar

c play table tennis

h play football

d play tennis

i play basketball

e play badminton

j paint

2 Look at Activity 1. Circle the activities you do.

3 Draw and write activities you do.

1 I _____.

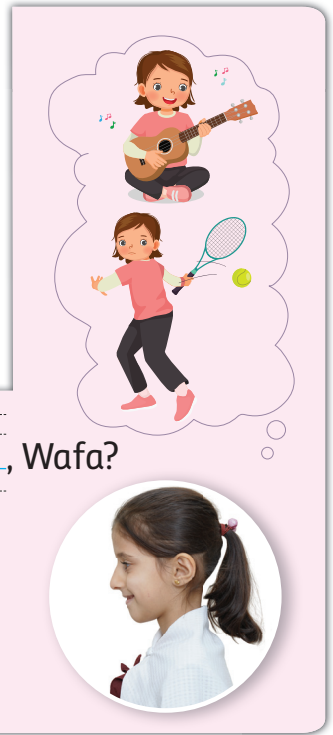
2 I _____.

4 Look and write.

I can fly a kite play the guitar play tennis ride a bike



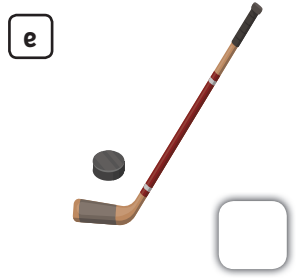
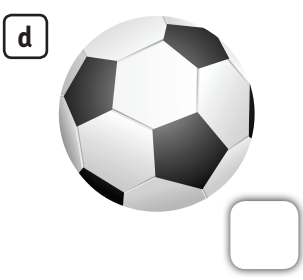


1 Can you ride a bike, Faris?
 Yes, _____
 I can't _____



2 Can you _____, Wafa?
 Yes, _____
 I can't _____

5 What can Saif do? Read and tick (✓) or cross (X).

Hi! My name is Saif. I can fly a kite. I can't play badminton. I can ride a bike. I can't play the guitar. I can play football. I can't play hockey.



Picture dictionary

feathers small shell long cat short dog
wings rabbit hamster teeth snake mouse
parrot fur tortoise big fish tail spider









































juice fish eggs bread pasta apple water
 tomato rice milk chicken cheese banana
 meat carrot potato beans orange peas








































T-shirt foggy skirt boots snowy hot
 trousers windy shoes stormy coat cold
 rainy cloudy jumper shorts sunny




































clean the floor flat lay the table living room tidy up
kitchen balcony wash the car house bathroom garden
make the bed bedroom hall water the plants garage



































York Press Limited
322 Old Brompton Road,
London SW5 9JH,
England

Original edition, Team Up! © Pearson Educación, S.A. 2018

Team Together © Pearson Education Limited 2019

This edition published by York Press © 2022

Published by arrangement with Pearson Education with permission of Pearson Educación S.A.

Authorized Licensed Edition from the Spanish edition, entitled Team Up, by Jill Leighton with Lesley Koustaff and Susannah Reed, published by Pearson Educación, S.A. Copyright © Pearson Educación, S.A., 2018, and Team Together, Jill Leighton with Lesley Koustaff and Susannah Reed, published by Pearson Education Limited 2019

The right of Jill Leighton to be identified as authors of this Work has been asserted by them in accordance with the Royal Legislative Decree, 12 April 1/1996, which approves the consolidated text of the Law of Intellectual Property Rights.

The publishers would like to thank Lesley Koustaff and Susannah Reed for their contribution.

Additional material provided by Gareth Vaughan, Louisa Essenhig, Natalie Murray and Sian Mavor.

‘Pearson’, ‘GSE’, ‘Team Together’ and associated logos and designs are trademarks of Pearson.

Partner in development:

Foreign Languages Section,
Ministry of Education, Oman

The series has been customised by the Ministry of Education, Oman, based on the contract between the Ministry of Education and Pearson Education Limited and York Press Limited based on the ministerial decree 211/2021.

All rights reserved; no part of this publication may be reproduced, stored in a retrieval system, or transmitted in any form or by any means, electronic, mechanical, photocopying, recording, or otherwise without the prior written permission of the Publishers.

First published 2022

ISBN:

Image Credit(s):

Alamy Stock Photo: agefotostock 45; Billion Photos 52, Brian Scantlebury 45, Dorling Kindersley Ltd 54; imageBROKER 13; maurice joseph 45; vetasster 54; Zoonar GmbH 35
Shutterstock.com: Africa Studio 52; AlinaMD 54; Anatoliy Sadovskiy 54; Brian A Jackson 54; Cameramannz 53; cynoclub 52; Dani Vincek 21, 53; Dasha Trofimova 52; elenovskiy 54; Elya Vatel 52; Eric Isselee 52; Evgeny Karandaev 53; Fedorov Oleksiy 53; Fotokon 55; Fotoluminate LLC 54; Freer 53; frotos 21, 53; Galayko Sergey 53; ifong 53; Ines Behrens-Kunkel 53; Joshua Lewis 52; Lana Langlois 52; Lepas 54; Liza Zavialova 45; Lotus_studio 52; Nattika 53; Naypong Studio 52; NickKnight 52; Olga Popova 54; Panu Ruangjan 52; Pavel L Photo and Video 55; pets in frames 52; PHOTOCREO Michal Bednarek 54; PixaHub 53; Sascha Burkard 52; Sergey Uryadnikov 52; Sergiy Kuzmin 53; spaxiax 21, 53; Steve Heap 52; Svetlana Foote 52; Sylwia Brataniec 53; tale 54; Tarzhanova 54; Tatiana Popova 53; tetxu 53; Tim Gainey 52; Tim UR 53; The_Pixel 53; Tom Wang 52; tyasindayanti 23; urfin 21, 53; zedspider 54

Oman Ministry of Education: 23, 55

York Press Limited: 13, 51, 55

Illustrated by Rafa & Nathalie Studio (stories), Javier Monsalvett, Laura Estrada Ferraz, Miguel Calero, Rebeca Rodrigo, Rosanna Crespo, Christos Skaltsas (Hyphen) and Denis Alonso

Cover Image: Rafa & Nathalie Studio

LEARN Together
SUCCEED Together

TEAM Together OMAN



Team Together Oman is a four-level primary English course that develops language alongside future-ready skills. Pupils are challenged to communicate creatively in authentic contexts, think critically and work together to get results. **Team Together Oman** sets out a clear path for progress and prepares children for success in external examinations including PTE Young Learners and Cambridge English Qualifications.

Grade Two B

For pupils

- Class Book with Digital Resources
- Activity Book
- Sounds and Spelling Book
- Audio
- Videos and animations

For teachers

- Teacher's Book with Digital Resources
- Flashcards
- Word Cards
- Story Cards
- Posters
- Phonics Cards
- Phonics Blending Cards
- Phonics Story Cards
- Photocopiable quizzes and worksheets
- Audio
- Videos and animations

English Benchmark for Young Learners (EBYL) and **Team Together Oman** make the perfect partners for your language and assessment needs

GSE	10	20	30	40	50	60	70	80	90	
Grade 4										
Grade 3										
Grade 2										
Grade 1										
CEFR	<A1	A1	A2	A2+	B1	B1+	B2	B2+	C1	C2
	PTE YL		EBYL		Cambridge English Qualifications					
Grade 1					Pre A1 Starters					
Grade 2	Firstwords		Level 1		Pre A1 Starters					
Grade 3	Springboard		Level 2		Pre A1 Starters					
Grade 4	Quickmarch		Level 3		A1 Movers					

Learn more about the Global Scale of English at [pearsonenglish.com/gse](https://www.pearsonenglish.com/gse)

www.moe.gov.om

