

بِسْمِ اللَّهِ  
Moving Forward  
with Confidence

رؤية عُمان  
2040  
OmanVision



SULTANATE OF OMAN  
MINISTRY OF EDUCATION

# TEAM Together OMAN 3B

## Activity Book



**Trial Edition  
2024**

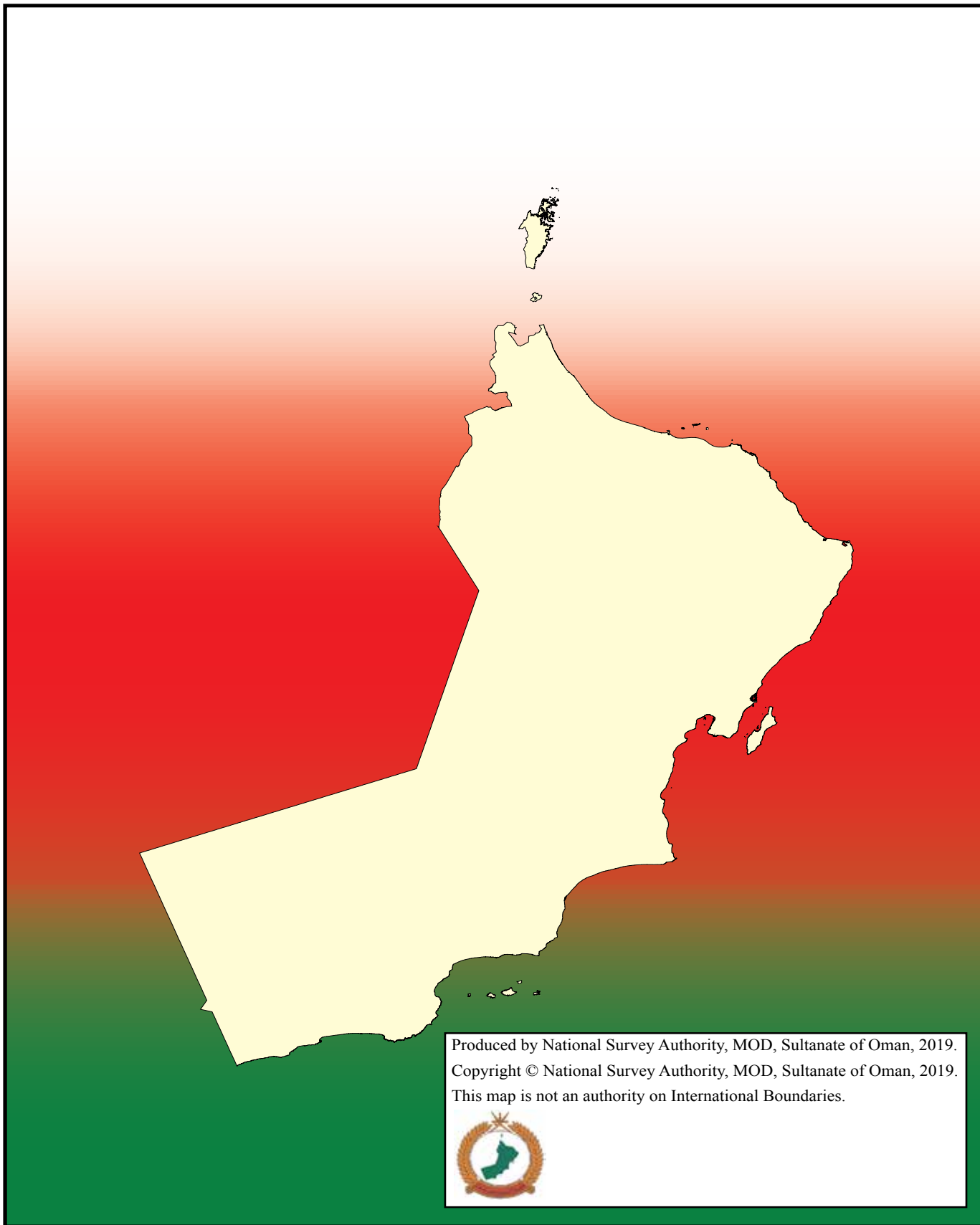


**His Majesty  
Sultan Haitham Bin Tarik**



**The Late Sultan,  
Qaboos Bin Said**

# Sultanate of Oman



Produced by National Survey Authority, MOD, Sultanate of Oman, 2019.  
Copyright © National Survey Authority, MOD, Sultanate of Oman, 2019.  
This map is not an authority on International Boundaries.



## **Praise be to Allah and Peace be upon His Messenger, Mohammed**

Education is key for personal development, and it provides a wealth of opportunities in life. The commitment and efforts we put into education are some of the most fundamental investments we can make towards securing the future wellbeing of Oman and its citizens.

Our education system has been the bedrock of our development. It has provided this generation and those before it with the skills and knowledge that have driven the country's growth and, with it, our prosperity. But to meet our high aspirations as expressed in Oman's Vision 2040 amidst an increasingly competitive global environment, we cannot stand still.

To compete with the best in the world, our education system must develop young Omanis who are knowledgeable, think critically and creatively, have leadership skills and are able to communicate effectively in English with the rest of the world. Just as importantly, our students must be instilled with values, ethics and a sense of citizenship that will empower them to make the right choices for themselves, their families and the country.

Given Oman's historical and geographical profile, mastering English as a second language is an absolute necessity for all our students. It is the language of international communication and is also the main language for studying other subjects all over the world. Therefore, the Ministry took the decision to adopt and customise an international series called 'Team Together' that is benchmarked to the Global Scale of English (GSE) and the Common European Framework of Reference for Languages (CEFR), both of which are internationally recognised standards for describing language ability.

This series is based on the most cutting-edge research on teaching and learning. It will embed and develop Future Skills such as critical and creative thinking, as well as encourage holistic, well-rounded personal growth. This series will prepare our children to meet the challenges of a pluralistic society that welcomes diversity, a knowledge-based job market that is constantly evolving, and economic globalisation.

Finally, I hope that you find this book useful and enjoyable, and use it in your everyday lives, as this will enable us all to contribute to the success of our beloved country – the Sultanate of Oman – as led by the inspiration and wisdom of His Majesty, Sultan Haitham Bin Tarik.

I would like to take this opportunity to wish you every success in life.

**Dr. Madiha bint Ahmed Al-Shaibani**

Minister of Education

Sultanate of Oman



Dear children,

We are very excited to help you continue your learning journey with English!

Your Semester 2 books are a Class Book and an Activity Book. Remember to look after your books and to bring them with you to class every day.

All of your books have lots of fun activities to help you to learn English. Your Class Book has stories, songs, projects and games. Your Activity Book has lots of fun tasks to do in class.

There are also cut-outs and stickers at the end of the Class Book. What fun!

Have a really interesting semester and we look forward to writing to you again next year!



**Name:** \_\_\_\_\_

**Class:** \_\_\_\_\_





SULTANATE OF OMAN  
MINISTRY OF EDUCATION

# TEAM Together OMAN 3 B

Activity Book



## Contents

5 Fun on the farm .....	8
6 Out in the forest .....	20
<b>Atomic's Learning Club</b>	
Language booster 3 .....	32
7 Look at the stars .....	34
8 Animals are fun! .....	46
<b>Atomic's Learning Club</b>	
Language booster 4 .....	58
<b>Dictation</b> .....	60
<b>Picture dictionary</b> .....	61

# 5

## Fun on the farm

1  Look at the Class Book page 10. Read and write.

1 How do they go to the farm?

By \_\_\_\_\_

2 What colour is the motorbike?

\_\_\_\_\_

3 How many horses can you see?

\_\_\_\_\_

2 Follow and write.

chicken

cow

donkey

duck

goat

horse

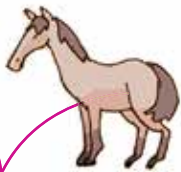
sheep

bird

bee

~~rabbit~~

1



\_\_\_\_\_

6



\_\_\_\_\_

2



\_\_\_\_\_

7



\_\_\_\_\_

3



\_\_\_\_\_

8



\_\_\_\_\_

4



rabbit

9



\_\_\_\_\_

5



\_\_\_\_\_

10



\_\_\_\_\_



3 Look and write.

Yes, it is. No, it isn't.



1 Is it running?

Yes, it is.

2 Is it flying?

\_\_\_\_\_



3 Is it walking?

\_\_\_\_\_

4 Is it climbing?

\_\_\_\_\_

4 Look, read and circle.

1



2



3



4



1 Is she jumping flying a kite?

Yes, she is.

2 Is he swimming climbing?

No, he isn't.

3 Is she running walking?

No, she isn't.

4 Is he singing drawing?

Yes, he is.

**1** After you read Remember the story. Read and tick (✓).

- 1 Jack, Sami, Fatma and Lily are helping at the school.
- 2 Lily loves cows.
- 3 The children are collecting the eggs.
- 4 The goats are running after Fatma.
- 5 Atomic is playing with the sheep.

True	False
<input type="checkbox"/>	<input checked="" type="checkbox"/>
<input type="checkbox"/>	<input type="checkbox"/>
<input type="checkbox"/>	<input type="checkbox"/>
<input type="checkbox"/>	<input type="checkbox"/>
<input type="checkbox"/>	<input type="checkbox"/>

**2**  Values Look and circle.



Yes No



Yes No



Yes No

**3**  Look and colour.

**Watch out, Lily!**



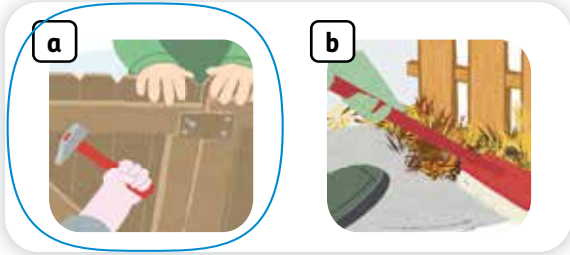




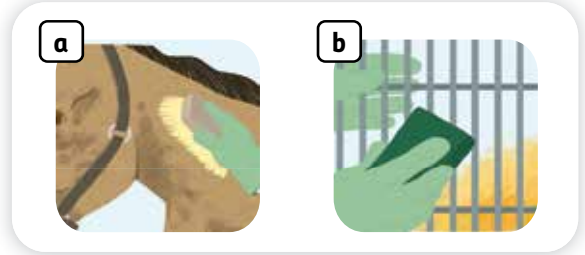


1 Look and circle.


1 fix the gate



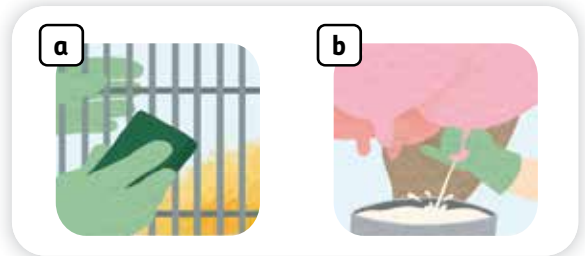
2 clean the cage



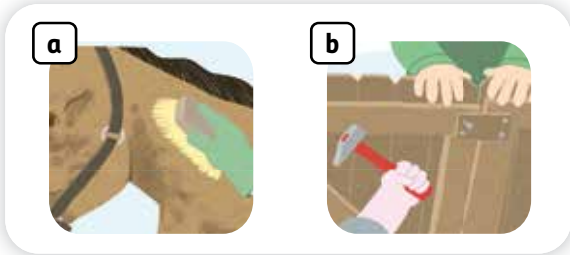
3 sweep the barn



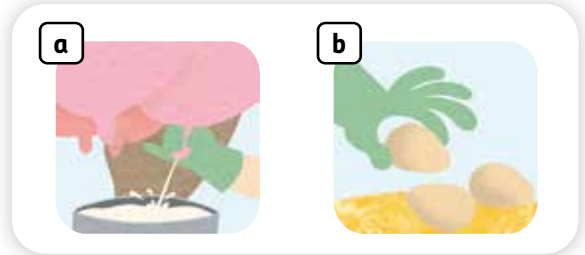
4 milk the cows



5 brush the horses



6 collect the eggs



2  Listen and write.

Yes, they are.

No, they aren't.



Yes, they are. \_\_\_\_\_

1 Read and circle.

A farm visit

My name is Muna. My family and I are helping on my uncle's farm. My mum and dad are feeding the chickens. My brothers are collecting eggs. My aunt and cousin are brushing the horses. And look! My uncle is sleeping!



Is he feeding the chickens?

Yes, he is. **No, he isn't.**



Are they fixing the gate?

Yes, they are. **No, they aren't.**



Are they brushing the horses?

Yes, they are. **No, they aren't.**



Is she sleeping?

Yes, she is. **No, she isn't.**



Are they collecting eggs?

Yes, they are. **No, they aren't.**

2 Write and draw.


My name is \_\_\_\_\_.

My \_\_\_\_\_ is

\_\_\_\_\_.


My \_\_\_\_\_ are

\_\_\_\_\_.



1 Look and write.

collecting dates farm picnic



2 After you read Read and circle.

1 People \_\_\_\_\_ the animals on the farm.

- a take care of                      b fix

2 People \_\_\_\_\_ food on the farm.

- a listen to                              b learn about

3 Some farms have date trees.  
You can \_\_\_\_\_ the dates.

- a clean                                      b collect

4 Families have picnics \_\_\_\_\_.

- a outside                                      b inside



#### 1 Read and match.

- |           |           |
|-----------|-----------|
| 1 collect | the gate  |
| 2 milk    | the barn  |
| 3 brush   | the eggs  |
| 4 fix     | the cow   |
| 5 sweep   | the horse |

#### 2 Listen and circle.



Collect Clean the eggs, please.

Sorry, can you say repeat that?


Yes. Collect Clean the eggs, please thanks.

OK! I can sweep brush the horse, too.

Thank you.



#### 3 Listen and number.



Yes. Collect the eggs, please.

OK! I can feed the sheep, too.


Collect the eggs, please.

Thank you.

Sorry, can you repeat that?

Tricky word  
**friend**

1  Look, listen and repeat.




2  Listen and write.




3  Draw, write and say.

This is my \_\_\_\_\_  
 \_\_\_\_\_


4 Read and write. Then match.

1  My \_\_\_\_\_ is Saeed.  
He has got a \_\_\_\_\_.

Adam

2  My \_\_\_\_\_ is Hamed.  
He has got a \_\_\_\_\_.

Rashid

3  My \_\_\_\_\_ is Ahmed.  
He has got a \_\_\_\_\_.

Basim

a 

Hamed

b 

Ahmed

c 

Saeed

5  Listen and check.

1 Read and write.

sister ~~brother~~ collecting eggs feeding the birds helping

I'm on a farm with my brother and my \_\_\_\_\_.


Are they \_\_\_\_\_ on the farm? Yes, they are!

Is he \_\_\_\_\_? Yes, he is.

Is she collecting eggs, too? No, she isn't.

She's \_\_\_\_\_.

She likes birds.



2 Write and draw.

I'm on a \_\_\_\_\_ with my \_\_\_\_\_

and my \_\_\_\_\_.

Are they \_\_\_\_\_ on the farm?


Yes, they are!

Is he \_\_\_\_\_? Yes, he is.

Is she \_\_\_\_\_, too? No, she isn't.

She's \_\_\_\_\_.

She likes \_\_\_\_\_.



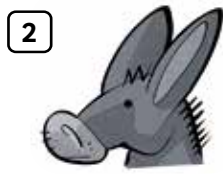


1 Look and circle.



1

parrot  
chicken



2

horse  
donkey



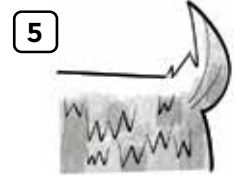
3

bee  
bird



4

cow  
sheep



5

duck  
goat

2 Look and write.



1



2



3




4

Yes No is isn't

- 1 Is she walking? No, she isn't.
- 2 Is he swimming? \_\_\_\_\_, he \_\_\_\_\_.
- 3 Is it running? \_\_\_\_\_, it \_\_\_\_\_.
- 4 Is it jumping? \_\_\_\_\_, it \_\_\_\_\_.

3 Listen and spell.




1 \_\_\_\_\_



2 \_\_\_\_\_



3 \_\_\_\_\_




4 \_\_\_\_\_

## Pre A1 Starters Reading and Writing Part 4

- 1  Read this. Choose a word from the box. Write the correct word next to numbers 1–5.

### Birds



Some birds are small. Some birds are big. (1) Ducks are big.

Birds have got two legs, two (2) \_\_\_\_\_ and lots of

(3) \_\_\_\_\_. (4) \_\_\_\_\_ are birds, too.

We eat the (5) \_\_\_\_\_ of chickens.



feathers



ducks



wings

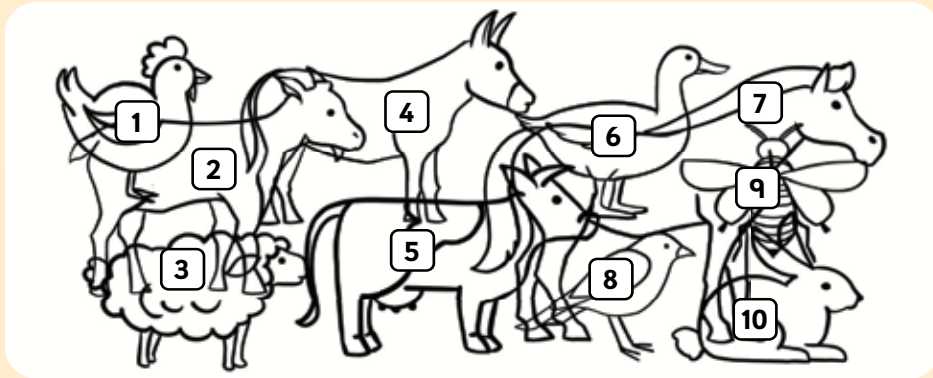


eggs



chickens

1 Look and write the animals.



1 \_\_\_\_\_ 2 \_\_\_\_\_ 3 \_\_\_\_\_ 4 \_\_\_\_\_ 5 \_\_\_\_\_  
 6 \_\_\_\_\_ 7 \_\_\_\_\_ 8 \_\_\_\_\_ 9 \_\_\_\_\_ 10 \_\_\_\_\_

2 Look and complete the notes.

1 Hamza is working with



a collecting milk.

2 Jack is



b an animal.

3 Fatma is working



c are fixing something.

4 Lily is brushing



d chickens.

5 Faris and Muna



e on a farm.

Completed Notes	
1	d
2	
3	
4	
5	

# 6

## Out in the forest

1  Look at the Class Book page 30. Read and write.

1 What's the weather like? \_\_\_\_\_

2 What's the teacher wearing? \_\_\_\_\_

3 How many fish can you see? \_\_\_\_\_

2 Look, match and write.

new    clean    hard    ~~fancy~~    wet



plain

a \_\_\_\_\_



old

b \_\_\_\_\_



dry

c \_\_\_\_\_



soft

d \_\_\_\_\_











dirty

e fancy



3 Follow and circle.

1  2  3  4 

- 1 **He's got** He hasn't got an old computer.
- 2 **She's got** She hasn't got plain trainers.
- 3 **She's got** She hasn't got a fancy kite.
- 4 **I've got** I haven't got a new bike.

4 Look and write.

I've got I haven't got She's got ~~She hasn't got~~ He's got He hasn't got

1  2  3 

- 1 **She hasn't got** an old dress. \_\_\_\_\_ a new dress.
- 2 \_\_\_\_\_ a fancy kite. \_\_\_\_\_ a plain kite.
- 3 \_\_\_\_\_ a hard chair. \_\_\_\_\_ a soft chair.

1 After you read Remember the story. Correct the words in red.

yo-yo hungry cabin jumper ~~walking~~

1 Miss Sara, Lily, Fatma, Sami and Jack are **swimming**.

walking



2 Polly's got a purple **kite**.

3 Jack's **jacket** is wet.

4 The children are going to a **house**.

5 Fatma is **thirsty**.

2  Values Look and tick (✓) or cross (X).



3  Look and colour.

**The map problem**



1 Look, order and write.

1



hotcr  
t o r c h

2



e o t s o h a t t p

3



n u c e r s e s n

4



m h o a p o s

5



e i s g e n p l a g b

6



t n t e

2 <sup>6.12</sup> Listen and match.

1



2



3



4



a No, she hasn't.

b No, I haven't.

c Yes, he has.

d Yes, I have.


1 Read and write.


**A camping weekend**


I'm Ahmed. My family and I are camping.  
 My brother's got toothpaste and shampoo.  
 Look at my sister. She's got a new sleeping bag.  
 My mum has got the torch.  
 My dad has got the food.  
 Oh, no! We haven't got a tent!




Yes    No    has    hasn't

1  Has she got sunscreen?  
**No**, she **hasn't**.

2  Has he got a torch?  
 \_\_\_\_\_, he \_\_\_\_\_.

3  Has she got a new sleeping bag?  
 \_\_\_\_\_, she \_\_\_\_\_.

4  Has he got the food?  
 \_\_\_\_\_, he \_\_\_\_\_.


2  Write and draw.

I've got \_\_\_\_\_.

I haven't got \_\_\_\_\_.

My friend has got \_\_\_\_\_.

My friend hasn't got \_\_\_\_\_.





1 Order and write.



accoo \_\_\_\_\_



teocochla \_\_\_\_\_



ilmk \_\_\_\_\_




hot chocolate by  
a erif \_\_\_\_\_

2 After you read Read and circle.

- 1 Now you've got everything, let's **make** **making** hot chocolate.
- 2 Put the milk, cocoa and chocolate in a small **bag** **pan**.
- 3 **Heat** **Eat** until the chocolate melts.
- 4 Pour it into a mug and drink when it is **very** **not too** hot!

#### 1 Follow and circle.



1 The torch is **his** hers.

2 The ruler is **yours** hers.

3 The pen is **yours** hers.

4 The book is **mine** his.

#### 2 Listen and write.

fancy    shampoo    plain

Whose \_\_\_\_\_  
is this? Is it yours?

No, it isn't. It's his.



Yes, it's mine.

You're right. This one  
is \_\_\_\_\_.  
Mine is \_\_\_\_\_.  
I'm sorry.

Tricky words  
push pull

1  6.21 Look, listen and repeat.



2 Look and write. Act and say.



3  6.22 Look, listen and write.

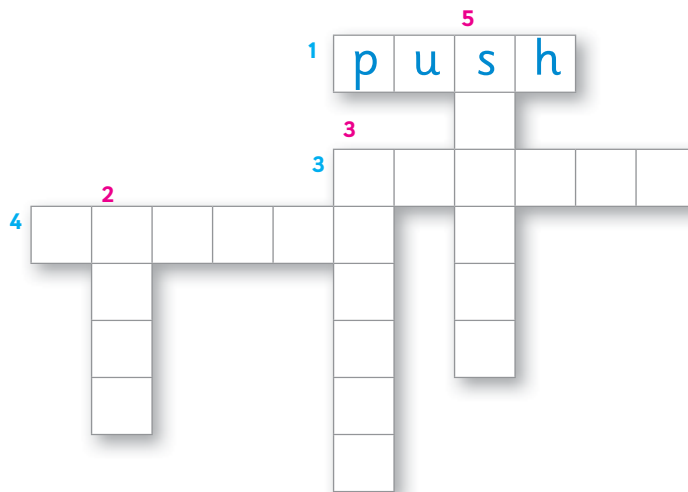


1 \_\_\_\_\_ the string.


2 \_\_\_\_\_ the boat into the stream.

4 Do the crossword. Then say.

 Across




 Down



1 Read and write.

raining ~~Anas~~ garden fancy big torch tent



Anas and I are in my \_\_\_\_\_.

Anas has got a \_\_\_\_\_.

I've got a \_\_\_\_\_.

Oh, no! It's \_\_\_\_\_!

We aren't happy.

2 Write and draw.


\_\_\_\_\_ and I are in my \_\_\_\_\_.

\_\_\_\_\_ has got a \_\_\_\_\_.

I've got a \_\_\_\_\_.

Oh, no! It's \_\_\_\_\_!

We aren't happy.

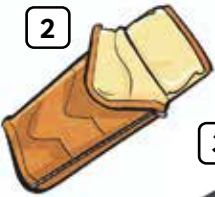


1 Look, write and spell.

shampoo sleeping bag torch toothpaste tent sunscreen

→ Across

↓ Down



1 s h a m p o o

2

3

4

5

6

2 Write.

I've got a \_\_\_\_\_ scooter.

3 Follow and circle.

1 Have you got dry sandals?



- a Yes, I have.
- b No, I haven't.

2 Has she got a fancy handbag?



- a Yes, I have.
- b No, I haven't.

3 Have you got clean pyjamas?



- a Yes, he has.
- b No, he hasn't.

4 Has he got a new bike?













- a Yes, she has.
- b No, she hasn't.

## Pre A1 Starters Listening Part 4

1   Listen and colour.



1 Look and complete. The arrows show the direction of the word.

 →	t	e	n	t			
 →					↓		↓
							
↓	↓		 →	h			
		 →	f				
 →	c						
		 →					

2 What have you got? Read and say.

I've got a plain kite.



# Language booster 3

## 1 Match the numbers.

22 <sup>nd</sup>	nine-	second
19 <sup>th</sup>	twenty-	teenth
16 <sup>th</sup>	thirty-	third
27 <sup>th</sup>	twenty-	teenth
31 <sup>st</sup>	twenty-	seventh
23 <sup>rd</sup>	six-	first

## 2 Write the numbers in words.

1	30 <sup>th</sup>	thirtieth	2	13 <sup>th</sup>	_____
3	1 <sup>st</sup>	_____	4	20 <sup>th</sup>	_____
5	8 <sup>th</sup>	_____	6	4 <sup>th</sup>	_____

## 3 Write the missing numbers in words. Then write your own sequence.

1	twenty-first	twenty-third	twenty-fifth	twenty-seventh
2	second	fourth	sixth	_____
3	fifth	_____	fifteenth	_____
4	_____	eleventh	twenty-first	thirty-first
5	_____	_____	_____	_____



4 Look and complete.

1

2

5 Read and complete.

My birthday is on

---



---

Sun	Mon	Tues	Wed	Thu	Fri	Sat
1 <sup>st</sup>	2 <sup>nd</sup>	3 <sup>rd</sup>	4 <sup>th</sup>	5 <sup>th</sup>	6 <sup>th</sup>	7 <sup>th</sup>
8 <sup>th</sup>	9 <sup>th</sup>	10 <sup>th</sup>	11 <sup>th</sup>	12 <sup>th</sup>	13 <sup>th</sup>	14 <sup>th</sup>
15 <sup>th</sup>	16 <sup>th</sup>	17 <sup>th</sup>	18 <sup>th</sup>	19 <sup>th</sup>	20 <sup>th</sup>	21 <sup>st</sup>
22 <sup>nd</sup>	23 <sup>rd</sup>	24 <sup>th</sup>	25 <sup>th</sup>	26 <sup>th</sup>	27 <sup>th</sup>	28 <sup>th</sup>
29 <sup>th</sup>	30 <sup>th</sup>	31 <sup>st</sup>				

# 7

## Look at the stars

1  Look at the Class Book page 54. Read and write.

- 1 Who is in the bedroom? \_\_\_\_\_
- 2 How many armchairs can you see? \_\_\_\_\_
- 3 Are the pyjamas dirty? \_\_\_\_\_

2 Look and write.

armchair    bed    bookcase    clock    cooker    fridge  
~~mirror~~    sofa    television    wardrobe



1 mirror



2 \_\_\_\_\_



3 \_\_\_\_\_



4 \_\_\_\_\_



5 \_\_\_\_\_



6 \_\_\_\_\_



7 \_\_\_\_\_



8 \_\_\_\_\_



9 \_\_\_\_\_



10 \_\_\_\_\_

3 Look and tick (✓) or cross (X).



1 There's a sofa.

2 There are windows.

3 There are armchairs.

4 There's a fridge.

5 There's a television.

6 There's a clock.

4 Look, write and circle.

There's a

There are



1 There's a **bed** beds.

2 \_\_\_\_\_ **mirror** mirrors.

3 \_\_\_\_\_ **wardrobe** wardrobes.

4 \_\_\_\_\_ **bookcase** bookcases.

5 \_\_\_\_\_ **window** windows.

6 \_\_\_\_\_ **clock** clocks.

1 After you read Remember the story. Read and number.

- a Pyjamas and a teddy are on this. There's a clue under it!
- b There's a cool surprise behind the garage. Hurry and look!
- c What time is it? It's time to play! Look behind this for a clue.
- d There are cars and bikes in here. There's a clue next to the door!


2  Values Look and write Yes or No.



\_\_\_\_\_

\_\_\_\_\_

\_\_\_\_\_

3  Look and colour.

Fun at Jack's house



1 Look and write.

opposite    next to    between    ~~in front of~~    behind

→ Across

↓ Down



3

4

5

1

2

3

4

5



in front of

2 Write.

The bed is \_\_\_\_\_ the door.

3 Look and write.

There isn't a    There aren't any



- 1 There isn't a television between the armchairs.
- 2 \_\_\_\_\_ clock in front of the window.
- 3 \_\_\_\_\_ mirrors opposite the door.
- 4 \_\_\_\_\_ armchairs next to the door.

1 Look, read and circle.

In the playroom

I'm Jasim. This is the playroom in my home.  
 Look! There's an armchair behind  
 the bookcase.  
 There aren't any books on the bookcase.  
 There are toys on it.  
 I play with my toys in the playroom.  
 I like the playroom. My cat likes it, too!



- 1 Jasim is in the \_\_\_\_\_.
  - a garage
  - b playroom
  - c bedroom
- 2 \_\_\_\_ a sofa in the playroom.
  - a There isn't
  - b There's
  - c There aren't
- 3 The armchair is \_\_\_\_ the bookcase.
  - a in front of
  - b behind
  - c opposite
- 4 \_\_\_\_ any books on the bookcase.
  - a There are
  - b There isn't
  - c There aren't

2 Write and draw.


I'm \_\_\_\_\_. This is the  
 \_\_\_\_\_ in my home.

There's a \_\_\_\_\_.



There isn't a \_\_\_\_\_.

There are \_\_\_\_\_.

There aren't any \_\_\_\_\_.



1 Look and match.



2 After you read Read and write Yes or No.

- 1 Trees come from wood.
- 2 A log cabin is a house.
- 3 You can go fishing from the cabin in Serbia.
- 4 Shepherds in Britain live in shepherd's huts.
- 5 People can go to the cabin on stilts when the river is high or low.

No

---



---



---



---



---



---



A shepherd

1 Read and circle.




Oh, no! I don't **can't** find my action figure!

Is it next **for** **to** the sofa?

No, it **not** **isn't**.

**Look** **See** behind the bookcase.

Good idea. Oh, **here** **where** it is.

2  Listen and order. Then write.



Oh, no! I can't find my phone.

\_\_\_\_\_?  
\_\_\_\_\_?

between / it / the / Is / bookcases

No, it isn't.

\_\_\_\_\_.

beds / Look / the / between

Good idea. Oh, here it is.



Tricky word  
**find**

1  Look, listen and repeat.

Can you **find** the snail?

2 Read, write and say. Then find and circle.

Can you find the snail?  
 Can you \_\_\_\_\_ the slug?  
 Can you \_\_\_\_\_ the snake?



3 Read and write. Then find and circle.

1 I can find the slide.  
 2 I can \_\_\_\_\_ the snake.  
 3 I can \_\_\_\_\_ the snail.  
 4 I can \_\_\_\_\_ the step.  
 5 I can \_\_\_\_\_ the smoke.



4 Look, find and draw. Ask and answer.

Can you find a step?

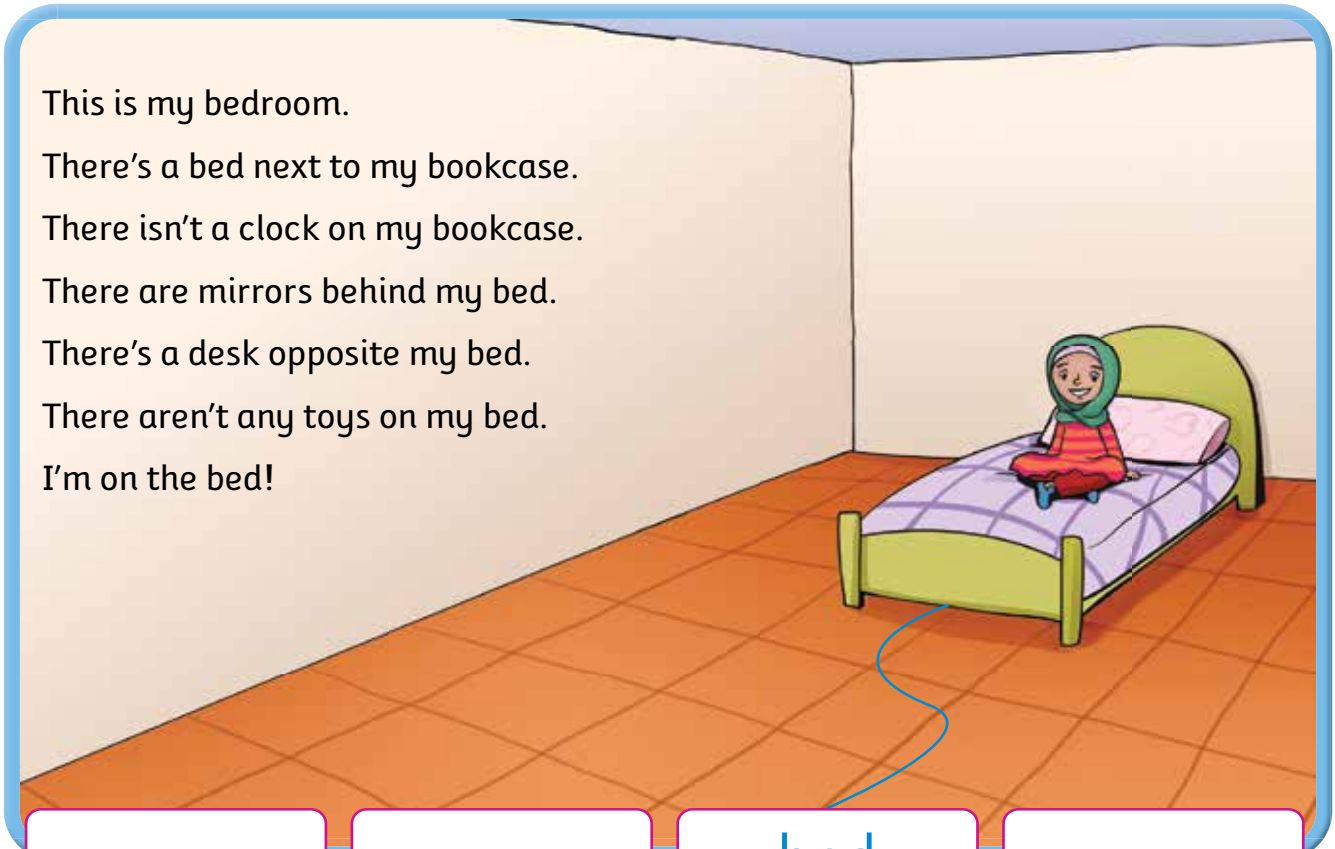


Yes, I can find a step.



1 Read and draw. Then write and match.


This is my bedroom.  
 There's a bed next to my bookcase.  
 There isn't a clock on my bookcase.  
 There are mirrors behind my bed.  
 There's a desk opposite my bed.  
 There aren't any toys on my bed.  
 I'm on the bed!



\_\_\_\_\_ bed \_\_\_\_\_

2 Write and draw.

This is my bedroom.  
 \_\_\_\_\_ a \_\_\_\_\_  
 my \_\_\_\_\_.  
 \_\_\_\_\_ isn't \_\_\_\_\_  
 my \_\_\_\_\_.  
 \_\_\_\_\_  
 my \_\_\_\_\_.  
 \_\_\_\_\_ any \_\_\_\_\_  
 on my \_\_\_\_\_.



1 Look and circle.



- 1 There is a clock **behind** opposite the door.
- 2 There are mirrors **next to** **opposite** the bookcase.
- 3 There are windows **opposite** **behind** the bed.
- 4 There is a bed **between** **in front of** the wardrobes.

2 <sup>7.22</sup> Listen and spell.



## Pre A1 Starters Reading and Writing Part 1

1  Look and read. Put a tick (✓) or a cross (X) in the box.

1



There's an armchair next to the sofa.

2



There aren't any armchairs opposite the door.

3



There isn't a clock between the mirrors.

4



There aren't any bookcases in front of the desk.

5



There are mirrors behind the sofa.

6



There isn't a wardrobe between the beds.

1 Find, order and complete.

1



Correct order of pictures:  b ,  d , \_\_\_\_\_, \_\_\_\_\_

There's a television  in front of  the sofa.

The sofa is \_\_\_\_\_ the armchairs.

The window is \_\_\_\_\_ the television.



2



Correct order of pictures: \_\_\_\_\_, \_\_\_\_\_, \_\_\_\_\_, \_\_\_\_\_

There's a cooker \_\_\_\_\_ the fridge and the table.

There's a cat \_\_\_\_\_ the window.

The window is \_\_\_\_\_ the table.



# 8

# Animals are fun!


1  Look at the Class Book page 74. Read and write.

1 What's the weather like? \_\_\_\_\_

2 What colour are the buses? \_\_\_\_\_

3 Has Polly got a ball? \_\_\_\_\_

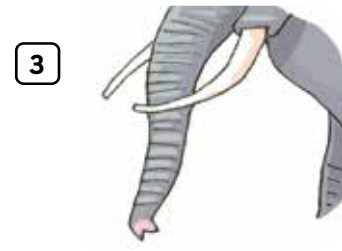
2 Look, read and circle.



camel kangaroo



eagle penguin



giraffe elephant



bear penguin



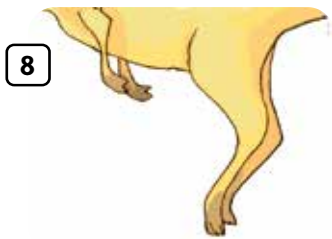
eagle crocodile



panda elephant



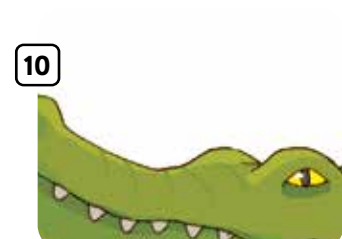
giraffe lion



elephant kangaroo



penguin lion



crocodile kangaroo

3  Listen and circle.

- 1 Can crocodiles climb trees?
- 2 Can giraffes run?
- 3 Can penguins fly?
- 4 Can elephants swim?

Yes, they can. **No, they can't.**

Yes, they can. **No, they can't.**

Yes, they can. **No, they can't.**

Yes, they can. **No, they can't.**

4 Read and write.


Yes No can can't




1 Can kangaroos fly?  
**No**, they **can't**.



2 Can pandas climb trees?  
 \_\_\_\_\_, they \_\_\_\_\_.



3 Can elephants jump?  
 \_\_\_\_\_, they \_\_\_\_\_.



4 Can crocodiles swim?  
 \_\_\_\_\_, they \_\_\_\_\_.

**1** After you read Remember the story. Read and write.

Jack Polly Fatma Lily ~~Sami~~ Atomic

1 I'm wearing a penguin mask.

My name is Sami.

2 I'm wearing an elephant mask.

My name is \_\_\_\_\_.

3 I'm wearing a bear mask.

My name is \_\_\_\_\_.

4 I'm wearing a giraffe mask.

My name is \_\_\_\_\_.


5 He's wearing a lion costume.

My name is \_\_\_\_\_.


6 She's wearing a crocodile costume.

My name is \_\_\_\_\_.

**2** Values Look and tick (✓) or cross (X).



**3** Look and colour.





1 Find, circle and write.

mango coconut burger ice lolly ~~kiwi~~ grapes



kiwi

b	a	c	d	c	o	c	o	n	u	t	h
k	g	a	o	e	j	p	w	f	p	s	x
k	i	w	i	f	r	w	i	t	e	a	d
p	i	e	n	k	i	w	l	s	r	m	o
m	c	f	a	g	x	m	d	o	g	s	f
a	e	p	t	p	m	a	n	g	o	v	i
o	l	d	u	b	k	t	w	r	e	n	c
i	o	c	c	t	a	d	c	a	u	r	k
c	l	e	o	i	n	p	r	p	g	e	p
d	l	r	x	b	u	r	g	e	r	a	b
f	y	y	k	s	m	w	i	s	u	g	j



2 Look, read and circle.



1 Is there a mango kiwi?

Yes, there is.

2 Are there any bananas grapes?

No, there aren't.

3 Is there a coconut an apple?

No, there isn't.

4 Are there any ice lollies burgers?

Yes, there are.

1 Read and write.

At the zoo



Welcome to our zoo. There are a lot of fun animals in it.

There aren't any eagles or penguins.

There are giraffes and lions.

There's an elephant and a bear, too!

Bears and lions can run and jump.

Elephants and giraffes can run, too, but they can't jump.

1 Are there any eagles?

No, there aren't.

2 Are there any lions?

3 Is there a crocodile?

4 Is there a bear?

5 Can lions run?

6 Can elephants run?

7 Can elephants jump?

2 Write and draw.

I'm at my favourite zoo.

Is there a \_\_\_\_\_? Yes, there \_\_\_\_\_.

Is there a \_\_\_\_\_? No, there \_\_\_\_\_.

Are there any \_\_\_\_\_? No, there \_\_\_\_\_.

Are there any \_\_\_\_\_? Yes, there \_\_\_\_\_.



1 Look, order and write.



Green letrut turtle



Arabian eellgaz \_\_\_\_\_




Arabian yrxo \_\_\_\_\_



Arabian dlpreoa \_\_\_\_\_

2 After you read Read and circle.



Jabal Samhan Reserve

- 1 Many green turtles visit Oman's beaches deserts .
- 2 They lay fruits eggs in its soft sand.
- 3 There are only about 250 green turtles Arabian leopards .
- 4 Arabian leopards like to eat play with the Arabian gazelle.
- 5 The Arabian oryx is rare small .

1 Look, order and write.

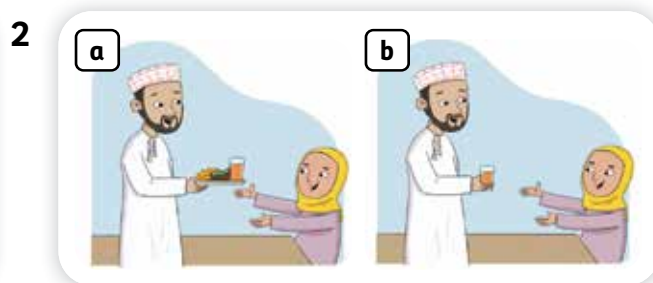



y t h s i t r \_\_\_\_\_



g r h y u n \_\_\_\_\_

2 Listen and circle.



3 Read and circle.



I'm thirsty.

Would Do you like some water?

Yes, Now, please.

Would you like a the mango, too?

No, thanks. I'm not thirsty hungry.

Tricky words  
one two

1  Look, listen and repeat. Match and say.

1 I have got **one** ring.  
I have got **two** drinks.

2 I have got **two** rings.  
I have got **one** drink.



2 Look, count and write.

one two

tank tanks drink drinks ~~king~~ kings





one king

\_\_\_\_\_



\_\_\_\_\_

\_\_\_\_\_



\_\_\_\_\_

\_\_\_\_\_

3  Listen and check.

1 Read and write.

big    ~~elephants~~    the city    ears    swim  
 elephants    climb trees    long

I love elephants . They're cool.

They've got \_\_\_\_\_ trunks.


They've got \_\_\_\_\_ .

Can they \_\_\_\_\_ ? Yes, they can.

Can they \_\_\_\_\_ ? No, they can't.

Are there any \_\_\_\_\_ in \_\_\_\_\_ ?

No, there aren't!



2 Write and draw.

I love \_\_\_\_\_ .

They're \_\_\_\_\_ .

They've got \_\_\_\_\_ .


They've got \_\_\_\_\_ .

Can they \_\_\_\_\_ ? Yes, they can.

Can they \_\_\_\_\_ ? No, they can't.

Are there any \_\_\_\_\_ in \_\_\_\_\_ ?

No, there aren't!




1 Follow and write.


kangaroos eagles elephants crocodiles ~~giraffes~~

- 1 Can camels and giraffes fly ? No, they can't.
- 2 Can bears and \_\_\_\_\_ ? \_\_\_\_\_
- 3 Can giraffes and \_\_\_\_\_ ? \_\_\_\_\_
- 4 Can penguins and \_\_\_\_\_ ? \_\_\_\_\_
- 5 Can lions and \_\_\_\_\_ ? \_\_\_\_\_


2 Listen and spell.

1 


\_\_\_\_\_

2 

\_\_\_\_\_

3 

\_\_\_\_\_

4 

\_\_\_\_\_


## Pre A1 Starters Listening Part 3

1   3.28 Listen and tick (✓) the box.

1 There's a...



A



B



C

2 There are...



A



B



C

3 There are...



A



B



C

4 There are...



A



B



C

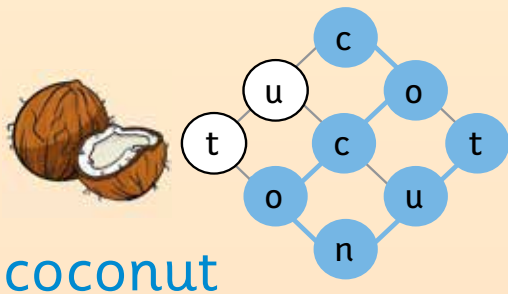


1 Read and answer.

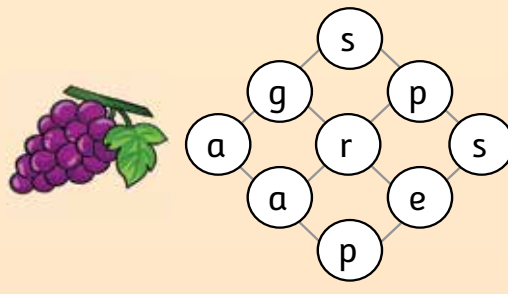
- |  |   |
|--|---|
| <p>1 I've got four legs and I'm grey. I've got a very long nose and very big ears.<br/>What animal am I? _____</p>                         | <p>2 My neck is very long and I can eat tall trees. I'm yellow and brown with big, round eyes.<br/>What animal am I? _____</p>  |
| <p>3 I've got strong legs and I can jump very high. My hair is red, grey or brown and I live in Australia.<br/>What animal am I? _____</p> | <p>4 I like the cold and I've got a black and white head. I can't fly but I can swim very well.<br/>What animal am I? _____</p> |

2 Find the words.

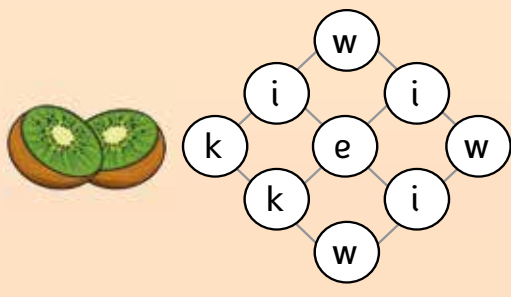
1



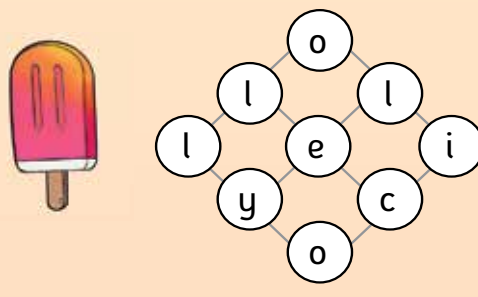
2



3



4



3 Answer the questions.

- 1 Is there a coconut? Yes, there is.
- 2 Is there a pizza? \_\_\_\_\_
- 3 Are there grapes? \_\_\_\_\_
- 4 Are there kiwis? \_\_\_\_\_ one kiwi.

# Language booster 4

## 1 Look and write.

bakery bank bookshop cinema park  
post office restaurant supermarket

### → Across




### ↓ Down



## 2 Look and complete.

was wasn't

- Basim \_\_\_\_\_ at the department store yesterday.
- Basim \_\_\_\_\_ also at the bank yesterday with his dad.
- Basim \_\_\_\_\_ at the park yesterday.




**3 Look and match.**

1 a meal



2 some medicine



3 bowls

4 parcels

5 money





6 bread

**4 Draw three things from Activity 1. Then write and complete.**

bakery    bank    chemist    department store    post office    restaurant

buy    eat    get    send



1 You can \_\_\_\_\_ at a \_\_\_\_\_.

2 You can \_\_\_\_\_ at a \_\_\_\_\_.

3 You can \_\_\_\_\_ at a \_\_\_\_\_.

# Dictation

## Unit 5

 Listen and write.

1 \_\_\_\_\_  
2 \_\_\_\_\_  
3 \_\_\_\_\_

## Unit 6

 Listen and write.

1 \_\_\_\_\_  
2 \_\_\_\_\_  
3 \_\_\_\_\_

## Unit 7

 Listen and write.

1 \_\_\_\_\_  
2 \_\_\_\_\_  
3 \_\_\_\_\_

## Unit 8

 Listen and write.

1 \_\_\_\_\_  
2 \_\_\_\_\_  
3 \_\_\_\_\_

# Picture dictionary

duck    clean the cage    goat    rabbit    fix the gate  
 horse    bee    collect the eggs    milk the cows    sheep    bird  
 donkeys    brush the horses    cow    chicken    sweep the barn



\_\_\_\_\_



\_\_\_\_\_



\_\_\_\_\_



\_\_\_\_\_



\_\_\_\_\_



\_\_\_\_\_



\_\_\_\_\_



\_\_\_\_\_



\_\_\_\_\_



\_\_\_\_\_



\_\_\_\_\_



\_\_\_\_\_



\_\_\_\_\_



\_\_\_\_\_



\_\_\_\_\_



\_\_\_\_\_

sleeping bag    torch    fancy    hard    toothpaste  
 soft    wet    clean    shampoo    dirty    tent    old  
           dry    plain    sunscreen    new




---




---




---




---




---




---




---




---




---




---




---




---




---




---




---




---

# Furniture and prepositions of place

mirror      bookcase      in front of      armchair      opposite  
 sofa      next to      cooker      wardrobe      behind      bed  
 between      clock      fridge      television



\_\_\_\_\_



\_\_\_\_\_



\_\_\_\_\_



\_\_\_\_\_



\_\_\_\_\_



\_\_\_\_\_



\_\_\_\_\_



\_\_\_\_\_



\_\_\_\_\_



\_\_\_\_\_



\_\_\_\_\_



\_\_\_\_\_



\_\_\_\_\_



\_\_\_\_\_



\_\_\_\_\_

kangaroo    coconut    panda    ice lolly    elephant  
 giraffe    burger    camel    mango    crocodile    eagle  
 penguin    lion    kiwi    grapes    bear




---




---




---




---




---




---





---




---




---




---




---




---




---




---




---




---





**York Press Limited**  
322 Old Brompton Road,  
London SW5 9JH,  
England

Original edition, Team Up! © Pearson Educación, S.A., 2018

Team Together © Pearson Education Limited 2019

This edition published by York Press © 2023

Published by arrangement with Pearson Education with permission of Pearson Educación S.A.

Authorized Licensed Edition from the Spanish edition, entitled Team Up, by Lesley Koustaff and Susan Rivers, published by Pearson Educación, S.A. Copyright © Pearson Educación, S.A., 2018, and Team Together, Lesley Koustaff and Susan Rivers, published by Pearson Education Limited 2019.

The right of Lesley Koustaff and Susan Rivers to be identified as authors of this Work has been asserted by them in accordance with the Royal Legislative Decree, 12 April 1/1996, which approves the consolidated text of the Law of Intellectual Property Rights.

Additional material provided by Matthew Hancock.

'Pearson', 'GSE', 'Team Together' and associated logos and designs are trademarks of Pearson.

**Partner in development:**

Foreign Languages Section,  
Ministry of Education, Oman

The series has been customised by the Ministry of Education, Oman, based on the contract between the Ministry of Education and Pearson Education Limited and York Press Limited based on the ministerial decree 211/2021.

All rights reserved; no part of this publication may be reproduced, stored in a retrieval system, or transmitted in any form or by any means, electronic, mechanical, photocopying, recording, or otherwise without the prior written permission of the Publishers.

First published 2023

ISBN:

**Image Credit(s):**

**Shutterstock.com:** Abie Davies 13; Africa Studio 63; AlexandrBognat 63; Alison Mees 64; Anmar T 51; Anton Starikov 62; ApoGapo 63; Atiketta Sangasaeng 63; Butterfly Hunter 61; CHAIWATPHOTOS 63; Corepics VOF 61; davegkugler 64; defpicture 64; Dmitrij Skorobogatov 64; Drazen Zigic 13; Elliot Photography 61; fernando sanchez 64; Goinky Production 64; hangingpixels 64; Jan vd Brink 62; Jessica2 62; Joerg Beuge 25; Julia Sudnitskaya 61; Kathy deWitt 61; Kertu 51; LCAT Productions 64; LeonP 61; leungchopan 64; LUNA BRILLANTE 64; Matt Starling Photography 51; MadisonRae 61; Marcin Szymczak 51; Martin Nemeč 61; Mathisa 62; Mega Pixel 62; MehmetO 39; Mikbiz 62; Mind Pixel 62; Miss Ty 62; mongione 25; muzahid karim 51; Nattika 64; New Africa 62; Nomad\_Soul 63; ONYXprj 62; Osetrik 61; panda380062; Perpis 64; Petr Malyshev 62; Peyker 62; photka 62; Photoonography 63; Pixel-Shot 25; ppart 63; Pumeer Poonnin 62; Rawpixel.com 62; Reinhold Leitner 61; Room27 63; Shengyong Li 64; Sherjaca 61; Valentyn Volkov 64; Vitaliy Karimov 61; Volodymyr Burdiak 61; stockfour 61; Tatjana Rantasha 61; Tim UR 25, 64; Yeamake 63; Zacchio 61

**Ministry of Education:** 40, 52

Illustrated by Mercè Orti Climent (stories), Miguel Calero, Dani Cruz, Javier Monsalvett, José Rubio, José Zazo and Christos Skaltsas (Hyphen)

**Cover Image:** Mercè Orti Climent

LEARN Together  
SUCCEED Together

# TEAM Together OMAN



Team Together Oman is a four-level primary English course that develops language alongside future skills. Pupils are challenged to communicate creatively in authentic contexts, think critically and work together to get results. Team Together Oman sets out a clear path for progress and prepares children for success in external examinations including PTE Young Learners and Cambridge English Qualifications.

## Grade 3B

### For pupils

- Class Book with Digital Resources
- Activity Book
- Audio
- Videos and animations

### For teachers

- Teacher's Book with Digital Resources
- Flashcards
- Word Cards
- Story Cards
- Phonics Cards
- Posters
- Photocopiable quizzes and worksheets
- Audio
- Videos and animations

English Benchmark for Young Learners (EBYL) and Team Together Oman make the perfect partners for your language and assessment needs

GSE	90	80	70	60	50	40	30	20	10	
Grade 4										
Grade 3										
Grade 2										
Grade 1										
CEFR	<A1	A1	A2	A+2	B1	B+1	B2	B+2	C1	C2
	PTE YL		EBYL		Cambridge English Qualifications					
Grade 1					Pre A1 Starters					
Grade 2	Firstwords		Level 1		Pre A1 Starters					
Grade 3	Springboard		Level 2		Pre A1 Starters					
Grade 4	Quickmarch		Level 3		A1 Movers					

Learn more about the Global Scale of English at [pearsonenglish.com/gse](http://pearsonenglish.com/gse)

[www.moe.gov.om](http://www.moe.gov.om)

ISBN 978-99992-56-20-9



9 789999 256209 >

رقم الإيداع: ٢٠٢٤/٧٣٠٥ م