


بِسْمِ اللَّهِ الرَّحْمَنِ الرَّحِيمِ
Moving Forward
With Confidence

رؤية عمان
2040

SULTANATE OF OMAN
MINISTRY OF EDUCATION

TEAM Together OMAN 2B

Sounds and Spelling Book



Trial Edition
2023

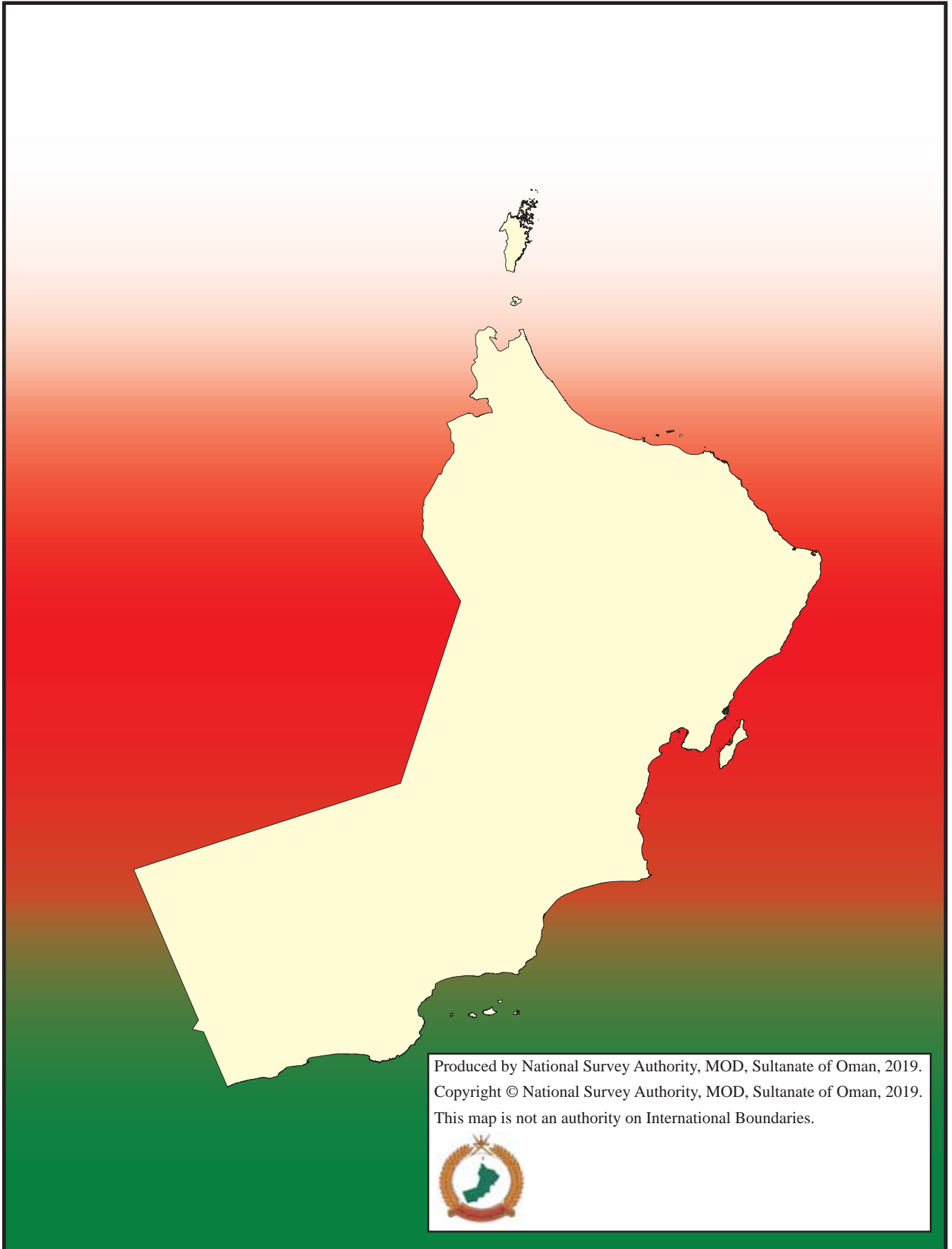


**His Majesty
Sultan Haitham Bin Tarik**



**The Late Sultan
Qaboos Bin Said**

Sultanate of Oman



Praise be to Allah and Peace be upon His Messenger, Mohammed

Education is key for personal development, and it provides a wealth of opportunities in life. The commitment and efforts we put into education are some of the most fundamental investments we can make towards securing the future wellbeing of Oman and its citizens.

Our education system has been the bedrock of our development. It has provided this generation and those before it with the skills and knowledge that have driven the country's growth and, with it, our prosperity. But to meet our high aspirations as expressed in Oman's Vision 2040 amidst an increasingly competitive global environment, we cannot stand still.

To compete with the best in the world, our education system must develop young Omanis who are knowledgeable, think critically and creatively, have leadership skills and are able to communicate effectively in English with the rest of the world. Just as importantly, our students must be instilled with values, ethics and a sense of citizenship that will empower them to make the right choices for themselves, their families and the country.

Given Oman's historical and geographical profile, mastering English as a second language is an absolute necessity for all our students. It is the language of international communication and is also the main language for studying other subjects all over the world. Therefore, the Ministry took the decision to adopt and customise an international series called 'Team Together' that is benchmarked to the Global Scale of English (GSE) and the Common European Framework of Reference for Languages (CEFR), both of which are internationally recognised standards for describing language ability.

This series is based on the most cutting-edge research on teaching and learning. It will embed and develop Future Skills such as critical and creative thinking, as well as encourage holistic, well-rounded personal growth. This series will prepare our children to meet the challenges of a pluralistic society that welcomes diversity, a knowledge-based job market that is constantly evolving, and economic globalisation.

Finally, I hope that you find this book useful and enjoyable, and use it in your everyday lives, as this will enable us all to contribute to the success of our beloved country – the Sultanate of Oman – as led by the inspiration and wisdom of His Majesty, Sultan Haitham Bin Tarik.

I would like to take this opportunity to wish you every success in life.

Dr. Madiha bint Ahmed Al-Shaibani

Minister of Education

Sultanate of Oman



Dear children,

We are very excited to help you continue your learning journey with English!

Your Semester 2 books are a Class Book as well as an Activity Book and a Sounds and Spelling Book. Remember to look after your books and to bring them to class every day.

All of your books have lots of fun activities to help you to learn English. Your Class Book has stories, songs, projects and games. Your Activity Book has lots of fun tasks to do in class. Your Sounds and Spelling Book has fun tasks to help you to read and write in English.

There are also cut-outs and stickers at the end of the Class Book. What fun!

Have a really interesting semester and we look forward to writing to you again next year!





SULTANATE OF OMAN
MINISTRY OF EDUCATION

TEAM Together OMAN 2B

Sounds and Spelling Book



Contents

| Unit | Letters | Page |
|------|-----------------------|------|
| 5 | ir ea | 8 |
| | Unit 5 graded readers | 16 |
| 6 | air igh | 24 |
| | Unit 6 graded readers | 32 |
| 7 | a-e ai ay oi oy | 40 |
| | Unit 7 graded readers | 48 |
| 8 | ou ow | 56 |
| | Unit 8 graded readers | 60 |

5

ir

1 ^{5.1} Look, listen and repeat.

girl

bird

shirt

skirt

dirt

first

2 ^{5.2} ^{5.3} Listen and chant.

ir, ir, bird ir, ir, shirt

ir, ir, girl ir, ir, dirt

ir, ir, skirt ir, ir, first

3 Listen and repeat. Circle *ir* then write.

1



bird

1
2
3
4
bird

2



girl

1
2
3
4
girl

3



shirt

1
2
3
4
shirt

4



dirt

1
2
3
4
dirt

4 Find, circle and write.

r f s k i r t m h l f i r s t v b

1



1
2
3
4

2



1
2
3
4


5  Listen, repeat and circle.

1



ar / ir

2



ar / ir

3



ir / ar

4



ir / ar

6  Let's spell! Listen, say and spell.


1



t or ch

1
2 torch
3
4

2



sh ar k

1
2
3
4

3



sh ir t

1
2
3
4

Practice

Tricky words

7 Read and match.


1 The girl said, "This is my skirt."

2 His shirt is big.

3 The bird is on the swing.

4 "Look at all the dirt!"

a




b



c



d





ea

1 ^{5.7} Look, listen and repeat.



leaf

beak

stream

sea
beach

dream

read

meal

meat

2 ^{5.8} ^{5.9} Listen and chant.

- ea, ea, leaf
- ea, ea, beak
- ea, ea, stream
- ea, ea, sea
- ea, ea, beach
- ea, ea, dream
- ea, ea, read
- ea, ea, meal
- ea, ea, meat

3  5.10 Listen and repeat. Circle *ea* then write.




beach

1
2
3
4



sea

1
2
3
4



meal

1
2
3
4



leaf

1
2
3
4

4  5.11 Let's spell! Listen, say and spell.



p ea ch

1
2
3
4



st ea m

1
2
3
4

5  Let's spell! Listen, choose and spell.

ea

ai

oa

1



1 _____
2 _____
3 read
4 _____

2



1 _____
2 _____
3 _____
4 _____

3



1 _____
2 _____
3 _____
4 _____

4




1 _____
2 _____
3 _____
4 _____

5



1 _____
2 _____
3 _____
4 _____

6




1 _____
2 _____
3 _____
4 _____

7



1 _____
2 _____
3 _____
4 _____

8



1 _____
2 _____
3 _____
4 _____

6  5.13 Listen and read. Act.

Practice
Tricky words



Where is the beach?

The beach is there!

We can swim in the sea.

Yes!

Yes, and I can read my book.

7 Look, read and write. Then match.

1

1
2
3 _____ can swim in the sea.
4



2

I can read 1
2
3 _____ book.
4



Art at the beach

We are at the beach! It's our first time at the beach.




Look, girls! I can see the sea!

Mum reads her book. We look under our feet.



Look at the shells!

Give me some shells and stones. I have got a plan.



Put your shirt
on the sand.

Is it a person?

No, Mum! Here is a clue. It's got
a big beak. It's got green wings.




It's a bird!

Mum likes our bird. We like to do art at the beach.




A good dream



It is dark in my room. I lie in my bed.
I read my book. I sleep and I dream.



This is my dream. I cook a big meat pie. Look at all the steam! I cook a big cake. I put peach jam in it.



I like the meat pie. I like the peach cake. This is a good meal. This is a good dream.



Have I got a meat pie? Have I got a peach cake? No! But I have got peach jam!



6

air

1  6.1 Look, listen and repeat.



2  6.2  6.3 Listen and chant.

air, air, airport air, air, chair

air, air, hair air, air, pair

air, air, stairs

3 Let's blend! Follow, say and write. Match.

1 **ch**

2 **h** **air**

3 **p**

1
2
3 chair
4



1
2
3
4



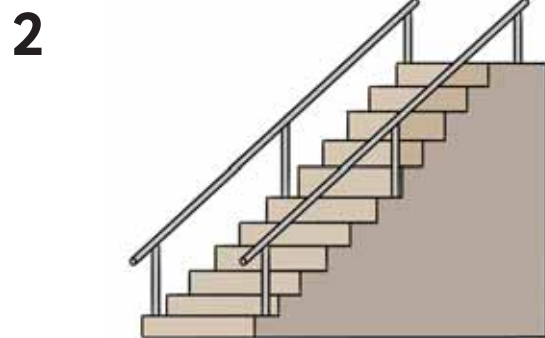
1
2
3
4



4 Look and write.



1
2
3 port
4



1
2 st s
3
4

5  Listen, repeat and circle.

1




2



3



4



air

ir

ir

air

ar

air

air

ar

6  Let's spell! Listen, spell and match.

1



1
2
3
4

shirt

2



1
2
3
4

3



1
2
3
4

4




1
2
3
4

5



1
2
3
4

6



1
2
3
4

Practice
Tricky words

7 ^{6.6}  Look, read and match.
Listen and check.


1 We are at the airport.

2 There is a chair.

3 Look at her hair.

4 Come up the stairs.


a




b



c



d





igh

1 6.7 Look, listen and repeat.



high

knight

night

light

right

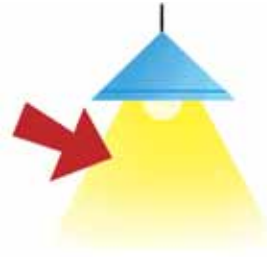
2 6.8 6.9 Listen and chant.

igh, igh, high igh, igh, light
 igh, igh, knight igh, igh, right
 igh, igh, night



3 Read and circle *igh*. Then match and write.

1 right



1
2 kn t
3
4

2 night



1
2 h
3
4

3 knight



1
2 right
3
4

4 light




1
2 n t
3
4

5 high



1
2 l t
3
4

4 **6.10** **Let's spell!** Listen and circle the odd one out. Then spell.



1
 2
 3 night
 4



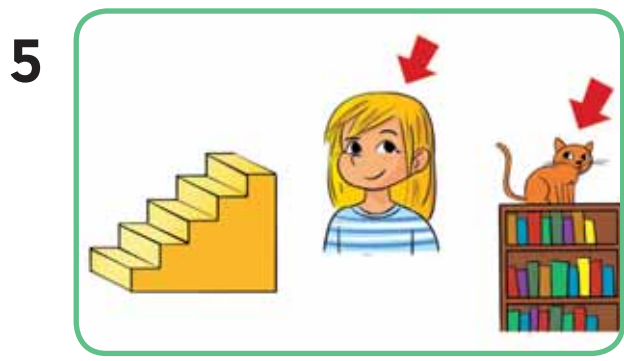
1
 2
 3
 4



1
 2
 3
 4



1
 2
 3
 4



1
 2
 3
 4



1
 2
 3
 4

5  Look and write. Listen and check.

Practice
Tricky words

1



They

He

1 _____
2 _____
3
4 _____

is a knight.

2



are

is

1 _____
2 _____
3
4 _____

It _____ dark at night.

3



here

her

The light is _____.

1 _____
2 _____
3
4 _____

4



why

my

This is _____ right foot.

1 _____
2 _____
3
4 _____

5



Where

When

night

high

_____ is

1 _____
2 _____
3
4 _____

the cat?

The cat is in the tree.

It is _____.


1 _____
2 _____
3
4 _____

The knight



This box is for a knight.
The knight has got a blue flag.
The knight has got fair hair.
The knight likes cheese.

This is not the knight.
This knight has got a green flag.



This is not the knight.
This knight has got black hair.

Do you like
cheese?

Yes, I do!



This knight has got fair hair and a blue flag. This knight likes cheese. This is the knight!

Here is your box.




It's cheese! This cheese smells so good!

A horizontal bar containing three emotion icons: a sad face, a neutral face, and a happy face. To the right of these icons is a small illustration of a group of five children standing together.

At the airport

We are at the airport at night. There are big, loud jets at the airport.

I can see our jet! I sit on a chair.



We look at the chair leg.

I can fix
this chair.




We get on
the jet. I go
up the stairs.



I can see
a pair of
red lights.



We wait
for a long
time on
the jet.



Look, Mum. Who is under the wing?
She can fix our jet!



7



a-e
ai ay

1  Look, listen and repeat.



2   Listen and chant.

a-e, a-e, lake ay, ay, play
a-e, a-e, game ay, ay, hay
ay, ay, day ai, ai, paint
ay, ay, clay ai, ai, train
ay, ay, pay

3  Listen and repeat. Follow and write *ay*.


ay



1
2
3 *day*
4



1
2
3 *pl*
4

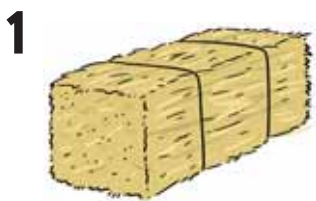


1
2 *h*
3
4



1
2
3 *p*
4

4 Look, circle and write.



l g **h** a y n o

1
2 *hay*
3
4



g e p c l a y i n

1
2
3
4



a p l a y c a i

1
2
3
4

5  **Let's blend!** Listen and repeat. Match, say and write.

1 **ai**



cake

1
2
3 _____
4

2 **a-e**



clay

1
2
3 _____
4

3 **ay**



train

1
2 train
3
4

6  **Let's spell!** Listen and spell. Circle the odd one out.

1


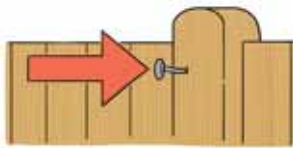


1
2 paint
3
4

1
2
3 _____
4

1
2
3 _____
4

2



1
2
3 _____
4

1
2
3 _____
4

1
2
3 _____
4

7  Listen and read. Circle.Practice
Tricky words

1



“Why are **you** / **your** sad, Sara?” said Mum.

2



“Look at my boots!” said Sara. “**Their** / **They** are wet.”

3



“**Give** / **Have** them to me,” said Mum.

4



“Here are **come** / **some** socks!”



oi oy

1 7.8 Look, listen and repeat.



2 7.9 7.10 Listen and chant.

| | |
|---------------|--------------|
| oi, oi, oil | oi, oi, soil |
| oi, oi, boil | oy, oy, boy |
| oi, oi, point | oy, oy, toy |
| oi, oi, coin | |

3  Listen and repeat. Circle and match.

1



coin

oi oy

oi

2



toy

3



boy

4



soil

oy

4  Listen and write. Say.

toy boy



The _____ has got a _____.

5  7.13 **Let's blend!** Listen, order and write.

1



n **oi** **c**

1 _____
2 _____
3 coin
4 _____

2



oy **t**

1 _____
2 _____
3 _____
4 _____

3



oy **b**

1 _____
2 _____
3 _____
4 _____

4



l **oi**

1 _____
2 _____
3 _____
4 _____


6  7.14 **Let's spell!** Listen, say and spell.

1



1 _____
2 _____
3 boy
4 _____

2



1 _____
2 _____
3 _____
4 _____

3



1 _____
2 _____
3 _____
4 _____

7  7.15 Listen and read. Number.

1 "Where are your pens, Hamza?" said Mazin.

2 "They are here," said Hamza.
"I have got ten pens."

3 "No. You have got five pens. I have got five pens," said Mazin.

4 "They are our pens!" said Hamza.

Practice
Tricky words

a



b



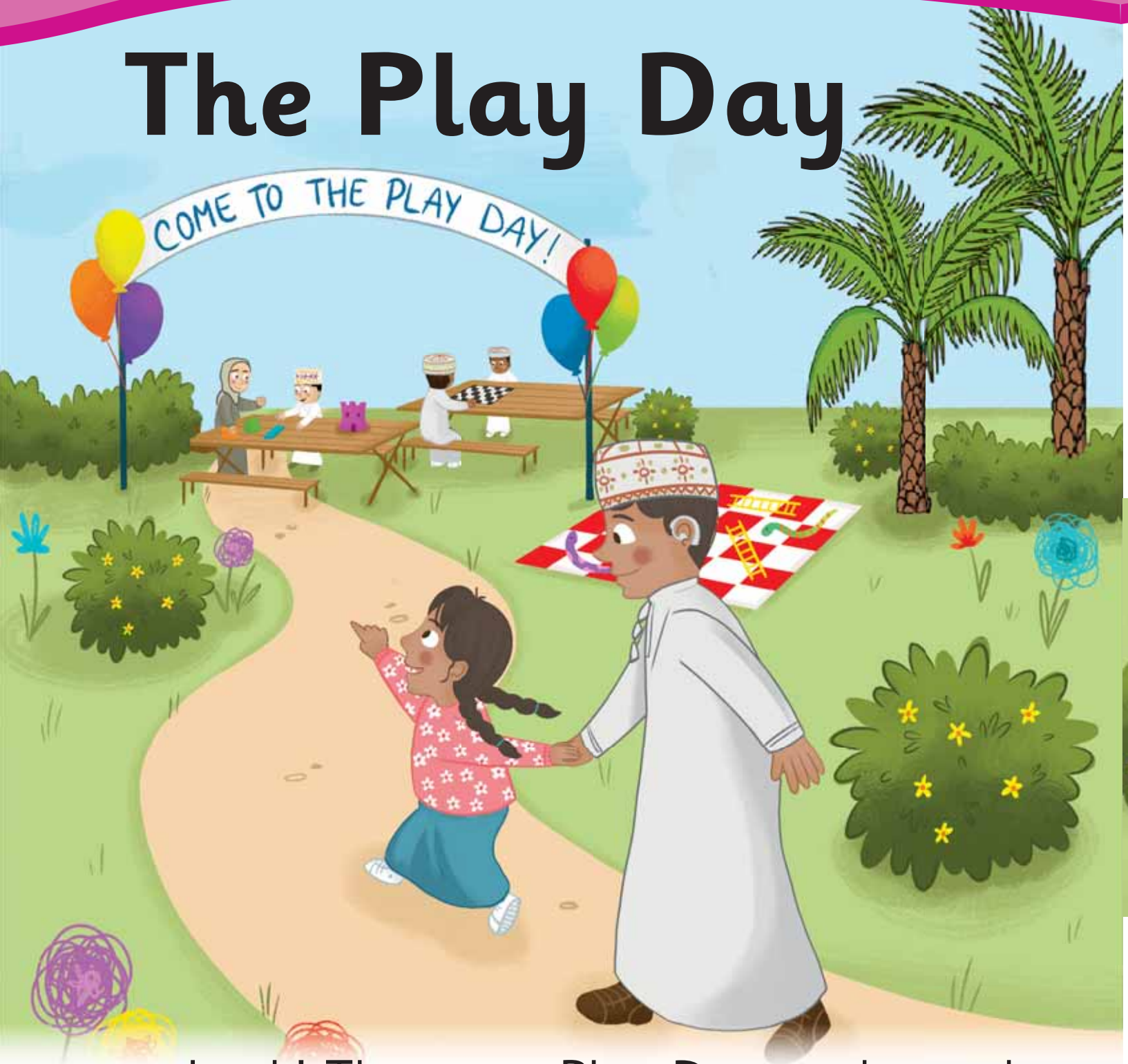
c



d



The Play Day



Look! There is a Play Day at the park.
Can we go to the Play Day, Dad?
I can see a game of snakes and
ladders. I can see some clay.

I go on the train. Dad joins in.



I am an artist!



I paint at the lake.

I play with the clay.





I play in the hay.



I dig in the soil.

It is time to go home.
Where are you?



Look, Dad.
It's me!




The Toy Shop

I am at the toy shop. There are boys and girls in the toy shop.

I can wait here.



I get a paint box. I pay at the desk.



Here are five coins.

Thank you.
Here is your paint box.

Look, Mum.
I have got
some paint.



Oh no! Look at my skirt.
I have got some paint too!



8



ou
ow

1 8.1 Look, listen and repeat.

cloud

town

shout

down

mouth

12345

frown

count

clown

2 8.2 8.3 Listen and chant.

ou, ou, cloud

ow, ow, town

ou, ou, shout

ow, ow, down

ou, ou, mouth

ow, ow, frown

ou, ou, count

ow, ow, clown

3  8.4 Listen and repeat. Circle **ow** and match.

1 clown

2 frown

3 town

4 down



4  8.5 Let's blend! Listen, order and write.

1



ow cl n

1 _____
2 _____
3 _____
4 _____

2



fr n ow

1 _____
2 _____
3 _____
4 _____

5 Let's blend! Match, write and say.

1 **cl** **t**

2 **m** **ow** **n**

3 **sh** **ou** **th**

4 **fr** **n**

1 _____

2 _____

3 _____

4 _____

1 _____

2 *down*

3 _____

4 _____

1 _____

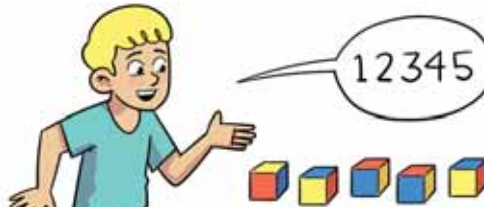
2 _____

3 _____

4 _____

6  Let's spell! Listen, say and spell.

ow **ou**

1 

2



1 _____

2 *count*

3 _____

4 _____

1 _____

2 _____

3 _____

4 _____

3 

4



1 _____

2 _____

3 _____

4 _____

1 _____

2 _____

3 _____

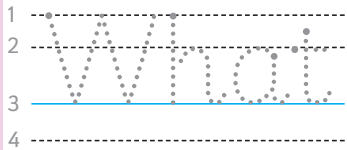
4 _____


7  Listen and read. Choose and write.

Practice
Tricky words

1

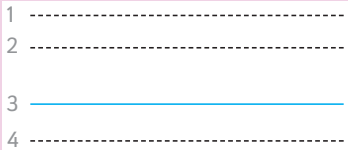


(What / When) "  have you got?"

(here / have) "I  got a hat."

2



(Who / When) "  is it wet?"

(the / their) "It's wet in  spring!"


Clown Feet



I have got a big box in my bedroom.
I put on my clown hair. I put on my
red clown nose. I put on my big
clown feet.



Look at all the clouds! I swing up and down. My clown feet go up and down. “Look out!” shouts Tim.



I frown. Clown feet are so big! Clown feet are not good on a swing. Tim helps me. I stand up.


Look at
that cloud!

I like my clown nose. I like my clown
hair. But I take off my clown feet.
I swing up and down all day.



The cat on the bus

We are on the bus in town. Look! There is a cat on the bus. Dad has got a big frown. He counts to five and he shouts, "Get out, cat!" The cat jumps down the steps.



Look! The cat is in our hall. Mum has got a big frown. She counts to five and she shouts, "Get out, cat!" The cat runs down the path.



Where's the cat? It's here! It's in our shed. The cat has got a big frown. I count to five ...



... and I smile.

Here, cat. Do you like milk?



Me-ow!



A row of four icons: a sad face, a neutral face, a happy face, and a small illustration of a group of children and a dog.



York Press Limited
322 Old Brompton Road,
London SW5 9JH,
England

© York Press Limited 2022

The right of Emma Wilkinson and Wendy Cherry to be identified as the authors of this Work has been asserted by them in accordance with the Copyright, Designs and Patents Act 1988.

The publishers would like to thank Helen Dineen for her contribution.

Partner in development:

Foreign Languages Section,
Ministry of Education, Oman

The series has been customised by the Ministry of Education, Oman, based on the contract between the Ministry of Education and Pearson Education Limited and York Press Limited based on the ministerial decree 211/2021.

All rights reserved; no part of this publication may be reproduced, stored in a retrieval system, or transmitted in any form or by any means, electronic, mechanical, photocopying, recording, or otherwise without the prior written permission of the Publishers.

First published 2022

ISBN:

Illustrated by York Press; Rafa & Nathalie Studio (the characters Lily and Jack); Becky Davies, Bright Illustration, 2022 (The Knight, The Play Day); Becky Down, Bright Illustration, 2022 (The Cat on the Bus, The Toy Shop); Dean Gray, Advocate Art, 2022 (A Good Dream, At the Airport); Noopur Thakur, Advocate Art, 2022 (Art at the Beach, Clown Feet)

Cover Image: Rafa & Nathalie Studio

LEARN Together
SUCCEED Together

TEAM Together OMAN



Team Together Oman is a four-level primary English course that develops language alongside future-ready skills. Pupils are challenged to communicate creatively in authentic contexts, think critically and work together to get results. **Team Together Oman** sets out a clear path for progress and prepares children for success in external examinations including PTE Young Learners and Cambridge English Qualifications.

Grade Two B

For pupils

- Class Book with Digital Resources
- Activity Book
- Sounds and Spelling Book
- Audio
- Videos and animations

For teachers

- Teacher's Book with Digital Resources
- Flashcards
- Word Cards
- Story Cards
- Posters
- Phonics Cards
- Phonics Blending Cards
- Phonics Story Cards
- Photocopiable quizzes and worksheets
- Audio
- Videos and animations

English Benchmark for Young Learners (EBYL) and **Team Together Oman** make the perfect partners for your language and assessment needs

| GSE | 10 | 20 | 30 | 40 | 50 | 60 | 70 | 80 | 90 | |
|---------|-------------|----|---------|-----|----------------------------------|-----|----|-----|----|----|
| Grade 4 | | | | | | | | | | |
| Grade 3 | | | | | | | | | | |
| Grade 2 | | | | | | | | | | |
| Grade 1 | | | | | | | | | | |
| CEFR | <A1 | A1 | A2 | A2+ | B1 | B1+ | B2 | B2+ | C1 | C2 |
| | PTE YL | | EBYL | | Cambridge English Qualifications | | | | | |
| Grade 1 | | | | | Pre A1 Starters | | | | | |
| Grade 2 | Firstwords | | Level 1 | | Pre A1 Starters | | | | | |
| Grade 3 | Springboard | | Level 2 | | Pre A1 Starters | | | | | |
| Grade 4 | Quickmarch | | Level 3 | | A1 Movers | | | | | |

Learn more about the Global Scale of English at [pearsonenglish.com/gse](https://www.pearsonenglish.com/gse)

www.moe.gov.om

