




SULTANATE OF OMAN
MINISTRY OF EDUCATION



TEAM Together OMAN 2B

Photocopiables Teaching Notes

Contents

Photocopiable	Unit	Content
43–44	Unit 5	Vocabulary 1–2
45–46	Unit 6	Vocabulary 1–2
47–48	Unit 7	Vocabulary 1–2
49–50	Unit 8	Vocabulary 1–2
51–52	Unit 5	Grammar 1–2
53–54	Unit 6	Grammar 1–2
55–56	Unit 7	Grammar 1–2
57–58	Unit 8	Grammar 1–2
59–62	Units 5–8	Communication games
63–66	Units 5–8	Songs
67–70	Units 5–8	Stories
71–74	Units 5–8	Culture videos
75–78	Units 5–8	English in action
79–80	Learning Clubs 3–4	CLIL
81–84	Units 5–8	Sounds and spelling

Photocopiable 43, Unit 5, Vocabulary 1

Pupils work on their own. Give a copy of the worksheet to each pupil. They look at the pictures and use the words in the word box to complete the crossword puzzle. In pairs, pupils compare their completed puzzles and check their answers.

Photocopiable 44, Unit 5, Vocabulary 2

Pupils work on their own. Give a copy of the worksheet to each pupil. They label the picture using the words and phrases in the word box.

Photocopiable 45, Unit 6, Vocabulary 1

Pupils work on their own. Give a copy of the worksheet to each pupil.

Activity 1: Pupils look at the photos of food items and write the missing letters to complete the words.

Activity 2: Pupils draw different food items from Activity 1 in each square in the Bingo grid.

First, play Bingo with the whole class. Say the names of the food items, at random. Pupils cross them out on their Bingo grids. The first pupil to cross out all the words says *Bingo!* and is the winner. Then pupils play the Bingo game in pairs.

Photocopiable 46, Unit 6, Vocabulary 2

Pupils work on their own. Give a copy of the worksheet to each pupil. They circle the words in the spiral around the plate. Then they label the photos using the words they have circled.

Photocopiable 47, Unit 7, Vocabulary 1

Pupils work in pairs. Give a copy of the worksheet to each pair and ask them to cut out the cards. They shuffle the cards and spread them face-down on the desk. Pupils take turns to turn over two cards at a time and say both the words. The goal is to find matching pairs of cards. When a player finds a pair, the player takes the pair. The winner is the player with the most pairs at the end of the game. If the cards don't match, the player turns them face-down again, leaving them in the same place.

Photocopiable 48, Unit 7, Vocabulary 2

Pupils work on their own. Give a copy of the worksheet to each pupil. They use the code to write clothes words. Then they match the words and the pictures.

Photocopiable 49, Unit 8, Vocabulary 1

Activity 1: Pupils work on their own. Give a copy of the worksheet to each pupil. They label the picture using the words from the word box.

Activity 2: Pupils work in teams. Ask questions about the family in the house. The first team to give a correct answer scores a point, e.g. *Where's granny/mum/dad/etc.?* Pupils should answer from memory. They shouldn't refer to their labelled pictures.

Photocopiable 50, Unit 8, Vocabulary 2

Pupils work in pairs. Give a copy of the worksheet to each pupil and ask them to cut out the cards. They shuffle their picture cards together and place them face-up on the desk. Then they shuffle their word cards together and take twelve cards each, at random. Each pupil puts their twelve cards in a pile face-down in front of them. They turn over their top cards and match them with the pictures as quickly as possible. When they have made a set of three (picture + two word cards), they take the set and put it in front of them. The aim is to collect as many sets as possible.

Photocopiable 51, Unit 5, Grammar 1

Pupils work on their own. Give a copy of the worksheet to each pupil. They look at the pictures and read the questions and answers. They tick (✓) the correct answer. They need to distinguish between the correct animal words and/or singular and plural forms.

Photocopiable 52, Unit 5, Grammar 2

Pupils work on their own. Give a copy of the worksheet to each pupil. They read the descriptions and match them to the animals in the picture.

Photocopiable 53, Unit 6, Grammar 1

Pupils work on their own. Give a copy of the worksheet to each pupil.

Activity 1: Pupils read the sentences and match them with the children.

Activity 2: They draw a happy face or sad face next to each food item, to show if they like it or not. Then they circle to make true sentences.

Photocopiable 54, Unit 6, Grammar 2

Pupils work on their own. Give a copy of the worksheet to each pupil.

Activity 1: Pupils read the questions and answers and use the information to draw happy faces or sad faces in the table.

Activity 2: They trace the questions. Then they write short answers that are true for themselves.

Photocopiable 55, Unit 7, Grammar 1

Give a copy of the worksheet to each pupil. In pairs, they look at the weather map of the UK. They take turns to point at different places on the map and talk about the weather there. Then they work on their own to read the questions. They circle to make correct answers.

Photocopiable 56, Unit 7, Grammar 2

Pupils work on their own. Give a copy of the worksheet to each pupil.

Activity 1: Pupils follow the balloon strings to match the children to the correct balloons. They read the sentences and colour the children's clothes.

Activity 2: On the outline, they draw the clothes they are wearing today. Then they circle to make true sentences.

Photocopiable 57, Unit 8, Grammar 1

Pupils work on their own. Give a copy of the worksheet to each pupil. They look at the picture, read the questions and circle to make correct answers.

Photocopiable 58, Unit 8, Grammar 2

Pupils work on their own. Give a copy of the worksheet to each pupil. They look at the pictures and match the sentence parts to make true sentences about each picture.

Photocopiable 59, Unit 5, Communication game, Make a strange animal

Give a copy of the worksheet to each pupil. Pupils work on their own to cut out the animal body parts. They may like to colour them first. They mix up the body parts and put a head, a body and legs together to make a strange animal of their choice. Then pupils work in pairs, back to back or separated by a book. Student A describes their strange animal to their partner (*It's got a small head. It's got feathers. It's got two legs.*). Student B has to recreate that animal. Then they swap roles.

Photocopiable 60, Unit 6, Communication game, Class survey

Give a copy of the worksheet to each pupil.

Activity 1: Pupils work on their own to look at the photos and draw a happy face or sad face in the first column of faces.

Activity 2: In groups of four, pupils take turns to interview the other group members. They ask each group member, one by one, questions about each of the items in the photos, e.g. *Do you like (apples)?* to elicit *Yes, I do. / No, I don't.* They draw happy faces and sad faces to complete the column for that group member. The activity is finished when everyone in the group has completed all the columns in their tables.

Photocopiable 61, Unit 7, Communication game, Spot the difference!

Cut the worksheets in half and give half the class the worksheet for Pupil A and half the class the worksheet for Pupil B. In pairs, pupils sit back to back and, following the model, take turns to describe their pictures. The aim is to find five more differences, without looking at each other's pictures. The first pair to finish goes to the front of the class, to show their pictures to the class and to talk about the differences.

Photocopiable 62, Unit 8, Communication game, Similarities

Give a copy of the worksheet to each pupil.

Activity 1: Pupils work on their own to cut out the cards for the family members and objects. They should stick them onto the picture of the house, choosing where to put the objects and what each person is doing.

Activity 2: In pairs, pupils sit back to back and, following the model, take turns to ask and answer questions about each other's houses. The aim is to find out if there are any similarities between the houses, without looking at each other's pictures. Then ask pupils to talk about the similarities, e.g. *My mum's in the garage.* / *My mum's in the garage, too.*

Photocopiables 63–66, Units 5–8, Songs

Pupils can use these worksheets for further vocabulary practice with the text of the song.

- In every unit, pupils listen to the song and simultaneously do the corresponding task: trace, circle or write the target words.
- You may wish to use the worksheet to check pupils' retention of the song. Pupils first complete the task, then listen to the song and check.
- The procedure for the Songs worksheets is the same for all units.

Photocopiables 67–70, Units 5–8, Stories

Pupils can use the sets of mini-story cards for each unit in various ways.

- **Hold up the picture.** Pupils have one set of story cards each or one set between pairs. Play the story recording again. Pupils listen and hold up the correct story card.
- **Sequencing.** Pupils have one set of story cards each or one set between pairs or small groups. Play the story recording again. Pupils listen and put the story cards in the correct sequence. Alternatively, they sequence the story cards first, then listen and check if they were correct.
- **Matching.** Make enough sets of story cards so that each pupil in the class has got at least one card. Distribute the cards to the class. Pupils have to arrange themselves into story groups, making sure that they have got all the frames for a story. They then put the story frames in the correct order. (Note that some pupils may need to have more than one story card, so that all the stories are complete.)
- **Completing speech bubbles.** Pupils make and write the speech bubbles, using the story text in the PB or words on the board to help them.
- The procedure and suggested activities for the mini-story cards are the same for all units.

Photocopiables 75–78, Units 5–8, English in action

Pupils can use the sets of pictures as 'realia' when they practise the English in action dialogues from the Class Book.

- In Photocopiable 77, pupils have one set of cards each or one set between pairs. As they practise the dialogue on Class Book page 44, they choose the corresponding picture cards to represent the blue or green word in the dialogue.
- The procedure for the English in action cards is the same for all units.

Photocopiable 79, Learning Club 3, CLIL

Pupils work on their own. Give a copy of the worksheet to each pupil.

Activity 1: Pupils label the photos, using words from the word box. They write other clothes words they know.

Answer key 1 skirt 2 jacket 3 T-shirt 4 dress

Activity 2: Pupils draw and colour clothes. They write the price on the price tag.

Example answer 1 What would you like? I'd like a blue T-shirt. How much is it? It's ten rials.

Photocopiable 80, Learning Club 4, CLIL

Pupils work on their own. Give a copy of the worksheet to each pupil.

Activity 1: Pupils tick or cross to show if they can or can't do the activity.

Activity 2: Pupils write sentences about activities they can do and can't do.

Example answer 1 I can play tennis. 2 I can't play the guitar.

Photocopiable 81, Unit 5, Sounds and spelling

Pupils work on their own. Give a copy of the worksheet to each pupil.

Activity 1: Pupils need to look at the pictures, match each picture to letters and say the word.

Answer key 1 oa, coat 2 ir, bird 3 ai, rain 4 ea, meal

Activity 2: Pupils need to look at the pictures, say the words and tick the target letters.

Answer key 1 ir, skirt 2 ea, beach 3 ea, peach 4 ir, girl

Activity 3: Pupils need to look at the pictures, order the letters and say the word.

Answer key 1 peach 2 dirt 3 leaf 4 shirt

Activity 4: Pupils need to look at the pictures, match the picture with the same sound and write the word.

Answer key 1 beak, read 2 first, skirt 3 star, shark 4 coat, boat

Activity 5: Pupils need to follow the letters to spell the words. They say each letter. Then they have to write the word.

Answer key 1 bird 2 peach 3 girl 4 steam

Activity 6: Pupils need to listen and choose the correct sound and write the words. Then they read the words.

Answer key 1 coat 2 shirt 3 beak 4 sea

Photocopiable 82, Unit 6, Sounds and spelling

Pupils work on their own. Give a copy of the worksheet to each pupil.

Activity 1: Pupils need to read the letters, match each letter to a picture and say the word.

Answer key 1 air, stairs 2 ir, bird 3 ar, farm 4 igh, light

Activity 2: Pupils need to look at the pictures, say the words and tick the target letters.

Answer key 1 air, airport 2 ir, bird 3 ar, farm 4 air, pair

Activity 3: Pupils need to look at the words and circle the target sound and draw lines from the words to the pictures. They write and say the words.

Answer key 1 air, chair 2 igh, night 3 igh, light

Activity 4: Pupils need to look at the pictures, match the picture with the same sound and write the word.

Answer key 1 right, high 2 shirt, first 3 meal, beach 4 chair, hair

Activity 5: Pupils need to look at the pictures and choose the odd one out, based on the target sounds. They circle the odd one out and write the word under the pictures.

Answer key 1 knight 2 chair

Activity 6: Pupils need to look at the pictures, choose the target sound and write the words. Then they read the words.

Answer key 1 right 2 pair 3 knight 4 stairs

Photocopiable 83, Unit 7, Sounds and spelling

Pupils work on their own. Give a copy of the worksheet to each pupil.

Activity 1: Pupils need to read the letters, match each letter to a picture and say the word.

Answer key 1 ay, pay 2 oy, toy 3 a-e, cake 4 oi, coin

Activity 2: Pupils need to look at the pictures, say the words and tick the target letters.

Answer key 1 ai, paint 2 ay, day 3 oy, boy 4 oi, soil

Activity 3: Pupils need to look at the words and circle the target sound and draw lines from the words to the pictures. They write and say the words.

Answer key 1 ai, train 2 ai, nail 3 oi, oil 4 oi, point

Activity 4: Pupils need to look at the pictures, match the picture with the same sound and write the word.

Answer key 1 play, hay 2 boy, toy 3 coin, soil 4 nail, paint

Activity 5: Pupils need to look at the pictures, order the letters and write the words.

Answer key 1 oil 2 train 3 toy 4 day

Activity 6: Pupils need to look at the pictures, choose the target sound and write the words. Then they read the words.

Answer key 1 boy 2 cake 3 coin 4 paint

Photocopiable 84, Unit 8, Sounds and spelling

Pupils work on their own. Give a copy of the worksheet to each pupil.

Activity 1: Pupils need to read the letters, match each letter to a picture and say the word.

Answer key 1 oi, coin 2 ow, frown 3 oy, boy 4 ou, shout

Activity 2: Pupils need to look at the pictures, say the words and tick the target letters.

Answer key 1 ow, clown 2 ou, shout 3 ou, count 4 ow, town

Activity 3: Pupils need to look at the picture and order the letters. They write and say the words.

Answer key 1 down 2 clown

Activity 4: Pupils need to follow the letters in the correct order to make words and write the words.

Answer key 1 mouth 2 shout 3 down 4 count

Activity 5: Pupils need to follow the letters in the correct order to make words and write the words.

Answer key 1 town 2 count


Activity 6: Pupils need to look at the pictures, listen to the word and choose the target sound. Then they write the words.

Answer key 1 train 2 hay 3 frown 4 shout

1 Look and write.

big ears a long tail a shell a small body
a wing feathers long legs short fur teeth


a long tail



1 Look and write.



1 a p p le



2 o _ _ ange



3 ba _ _ a _ _ a



4 to _ _ a _ _ o



5 ca _ _ _ ot



6 po _ _ a _ _ o



7 bea _ _ s



8 pea _ _



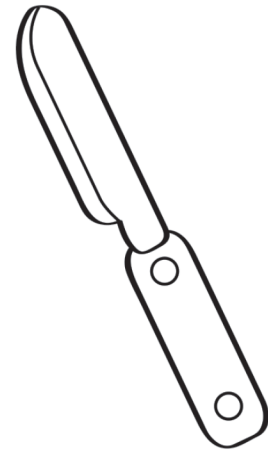


9 ri _ _ e



10 pa _ _ ta

2 Draw. Then play Bingo, in pairs.

1 Circle and write.



1

2

3



4

5

6




7

chicken

8

9

1 Cut out and play.



cloudy

cold

foggy

hot

rainy

snowy

stormy

sunny

windy

1 Look and write. Then match.

a	b	c	d	e	f	g	h	i	j	k	l	m
26	25	24	23	22	21	20	19	18	17	16	15	14
n	o	p	q	r	s	t	u	v	w	x	y	z
13	12	11	10	9	8	7	6	5	4	3	2	1

1

b	o	o	t	s
25	12	12	7	8

2

24	12	26	7

3

8	19	12	22	8

4

8	19	12	9	7	8

5

8	16	18	9	7

6


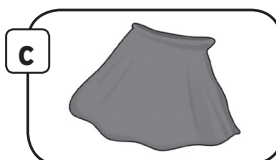
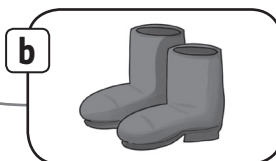
17	6	14	11	22	9

7

	-					
7	-	8	19	18	9	7


8

7	9	12	6	8	22	9	8



1 Cut out and play.

balcony bathroom bedroom flat garage
garden hall ~~house~~ kitchen living room



1	house	6	
2		7	
3		8	
4		9	
5		10	

1 Cut out and play.



make

the bed



lay

the table



tidy

up



wash

the car



clean

the floor




water

the plants

1 Read and tick (✓).


1



What are these?

- They're cats.
- It's a cat.


2



What are these?

- It's a dog.
- They're dogs.


3



What are these?

- They're rabbits.
- They're mice.


4



What are these?

- They're mice.
- They're hamsters.


5



What are these?

- They're snakes.
- They're spiders.

6



What are these?

- It's a spider.
- They're spiders.

7



What are these?

- It's a fish.
- They're fish.

8



What are these?

- They're parrots.
- They're rabbits.

9



What are these?

- It's a mouse.
- They're mice.

1 Look, read and match.



1 It's small. It's got fur and it's got short legs.

 c


2 It's got big wings and it's got a long tail.


3 It's small. It's got a long tail and it's got big ears.


4 It's got a very long body and it's got a small head.


5 It's very small. It's got a short tail and it's got a shell.

1 Read and number.

1 
 😊 bananas, rice
 ☹️ beans

2 
 😊 oranges, pasta
 ☹️ peas

3 
 😊 apples
 ☹️ tomatoes, carrots

4 
 😊 pasta, tomatoes
 ☹️ potatoes



1 I like oranges but I don't like peas.



2 I like pasta and tomatoes.



3 I like rice and bananas. I don't like beans.



4 I don't like tomatoes or carrots.



2 Draw 😊 or ☹️ for you. Then circle.

 
 1 I like I don't like
 oranges.

 
 2 I like I don't like
 peas.

 
 3 I like I don't like
 tomatoes.

 
 4 I like I don't like
 carrots.

 
 5 I like I don't like
 pasta.

 
 6 I like I don't like
 rice.

1 Read and draw 😊 or ☹️.








1 Do you like chicken?
Yes, I do. Yes, I do.

2 Do you like tomatoes?
No, I don't. Yes, I do.

3 Do you like milk?
Yes, I do. No, I don't.

4 Do you like rice?
No, I don't. No, I don't.

5 Do you like eggs?
Yes, I do. No, I don't.

					
	😊	☹️	☹️	☹️	☹️
	☹️	☹️	☹️	☹️	☹️

2 Read and trace. Then write for you. Yes, I do. No, I don't.

1 Do you like chicken?

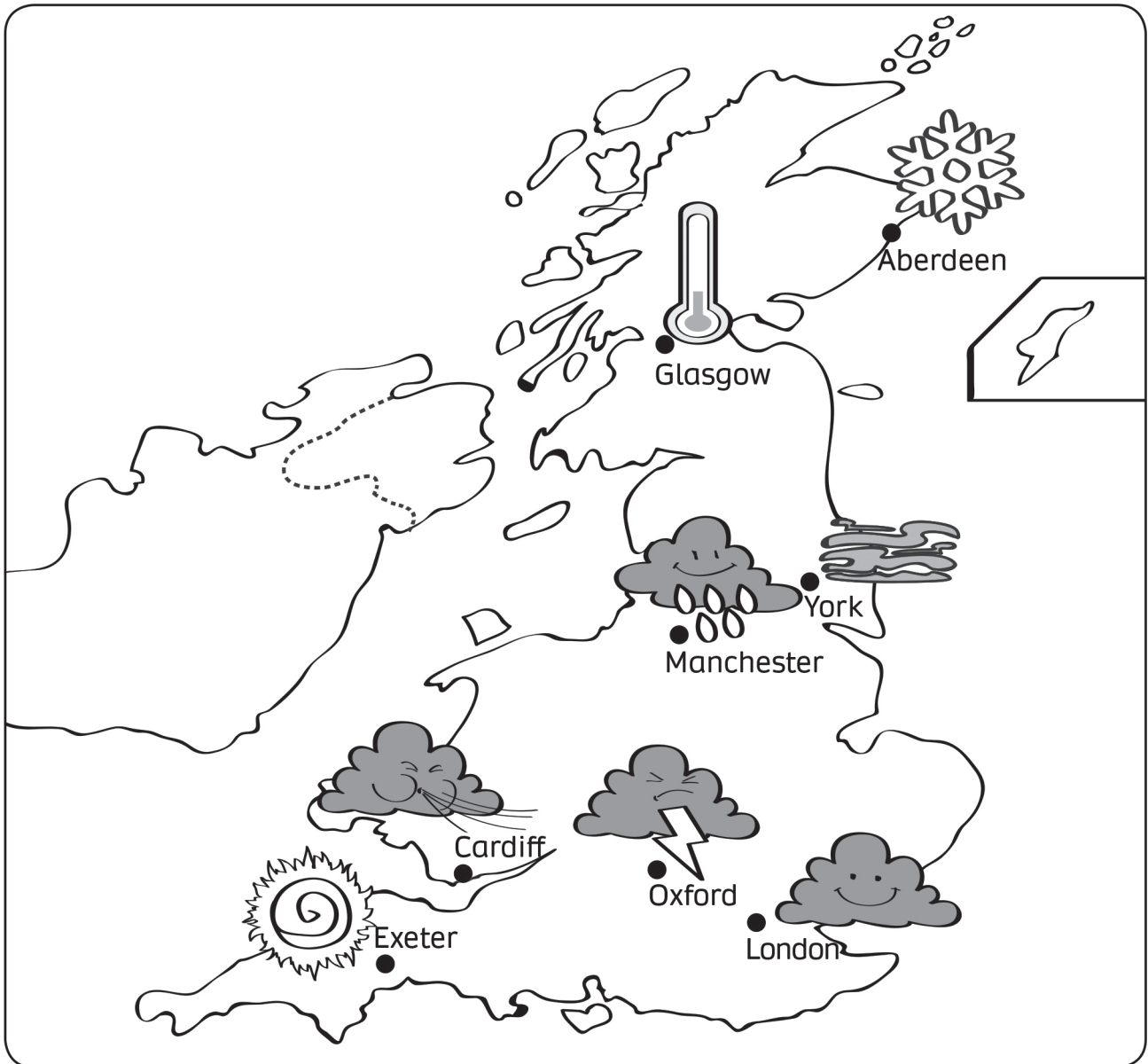
2 Do you like tomatoes?

3 Do you like milk?

4 Do you like rice?

5 Do you like eggs?

1 Look, read and circle.



1 What's the weather like in Aberdeen?

It's sunny snowy .

2 What's the weather like in Glasgow?

It's cold hot .

3 What's the weather like in York?

It's cloudy foggy .

4 What's the weather like in Manchester?

It's rainy cold .

5 What's the weather like in Oxford?

It's stormy windy .

6 What's the weather like in London?

It's foggy cloudy .

7 What's the weather like in Cardiff?

It's stormy windy .

8 What's the weather like in Exeter?

It's sunny rainy .

1 Follow and match. Then read and colour.

a I'm wearing a red coat, green trousers and brown boots.

b I'm wearing a pink T-shirt, a white skirt and orange shoes.

c I'm wearing a yellow T-shirt, blue shorts and purple shoes.

d I'm wearing a black and white jumper, orange trousers and green boots.


1

2

3


4

2 What are you wearing? Draw. Then read and circle.



- 1 I'm wearing a skirt shorts trousers .
- 2 I'm wearing a T-shirt jumper .
- 3 I'm wearing boots shoes .

1 Look, read and circle.



1 Where's the teddy?

It's

It isn't in the garage.

2 Where's Mum?

She's

She isn't in the hall.

3 Where's the cat?

It's

It isn't in the living room.

4 Where's the school bag?

It's

It isn't in the kitchen.

5 Where's Dad?

He's



He isn't in the living room.

6 Where's the big brother?

He's


He isn't in the bathroom.

1 Look. Then read and match.








1	He's	cleaning	the bed.
2	She's	washing	the table.
3	He's	laying	up.
4	She's	tidying	the plants.
5	He's	making	the floor.
6	She's	watering	the car.

1 Cut out. Then play.



1 Draw 😊 or ☹️ for you.

	Me	My friend	My friend	My friend
	😊	😊	😊	😊
	😊	😊	😊	😊
	😊	😊	😊	😊
	😊	😊	😊	😊
	😊	😊	😊	😊

2 Ask three friends and draw 😊 or ☹️.

Do you like apples?

Yes, I do.

No, I don't.

Pupil A

Ask and answer. Find five more differences.



In my picture it's hot.

In my picture it's cold. One.

Pupil B





Ask and answer. Find five more differences.



In my picture it's hot.

In my picture it's cold. One.

1 Cut out and stick.



2 Ask and answer.

Where's Mum?

She's in the garage. She's washing the car.

1  Listen and write.

legs teeth tortoise shell short
tail dog four ~~fur~~ small



It's got brown (1) fur and it's got
a long (2) _____.




It's got (3) _____ legs and it's got big
(4) _____.




What is it? What is it? Can you guess?

It's a (5) _____. Yes, it is.



I've got a new pet. Can you guess what it is?
I've got a new pet. Now guess what it is!



It's got four (6) _____ and it's got
a (7) _____ head.



It's got a (8) _____ tail and it's got a
(9) _____.

What is it? What is it? Can you guess?

It's a (10) _____. Yes, it is.



1  Listen and write.

bread juice eggs ~~chicken~~ cheese
fish milk water



Do you like (1) chicken ?

Yes, I do.

I like meat and I like fish, too.

Do you like (2) _____ ?

No, I don't.

I don't like eggs or (3) _____.

But I like fish.

Oh yes, I like (4) _____.

Do you like (5) _____ ?

Yes, I do.

I like milk and I like juice, too.

Do you like (6) _____ ?

No, I don't.

I don't like water or (7) _____.

But I like juice.

Oh yes, I like (8) _____.



1



Listen and circle.



It's (1) sunny rainy in my garden.

It's very (2) cold hot today.

I'm wearing a (3) skirt coat and a T-shirt.

And shoes on my feet.

I'm wearing (4) trousers shorts and a T-shirt.

No (5) shoes boots on my feet.



It's (6) stormy snowy in my garden.

It's very (7) hot cold today.

I'm wearing a coat and (8) trousers shorts .

And boots on my feet.

I'm wearing a (9) T-shirt jumper and trousers.

And (10) shoes boots on my feet.



1  Listen and circle.



Safa's in her bedroom.

She's (1) making the bed tidying up .

Hamza's in the (2) living room bathroom .

He's (3) cleaning the floor laying the table .

I'm in the (4) garden garage with my mum.

I'm (5) watering the plants washing the car .

I'm at home with my family.

Let's all help at home.



Hamza's in the kitchen.

He's (6) laying the table making the bed .

Safa's (7) in the living room on the balcony .

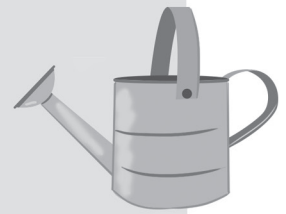
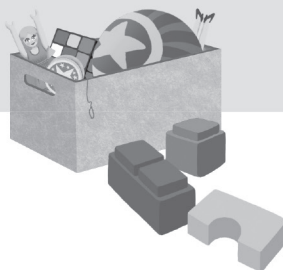
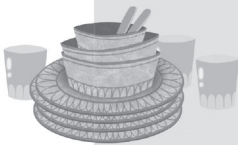
She's (8) cleaning the floor tidying up .

I'm (9) on the balcony in the garage with my dad.

I'm (10) washing the car watering the plants .

I'm at home with my family.


Let's all help at home.




1 Cut out and play.



1 Cut out and play.






1 Cut out and play.




1 Cut out and play.



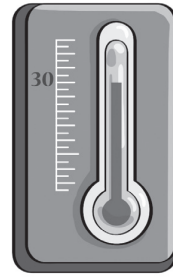
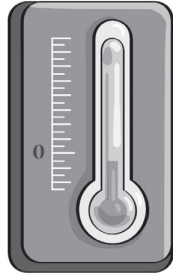
1 Cut out and play.



1 Cut out and play.



1 Cut out and play.







1 Cut out and play.



1 Write the words of the clothes. Add any other clothes you know.

skirt jacket T-shirt dress



1 _____

 5 _____

2 _____

 6 _____

3 _____

 7 _____

4 _____

 8 _____

2 Draw and colour clothes. Write the price. Then write.

What would you like?


1 I'd like a _____

How much is it?

It's _____ rials.

2 _____

3 _____



1 Tick (✓) or cross (X) the sports and hobbies for you.



1 play basketball



2 fly a kite



3 paint



4 play badminton



5 play football



6 play hockey



7 play table tennis



8 play tennis



9 play the guitar



10 ride a bike

2 Look at the pictures in Activity 1. Write for you.

1 I can _____

6 _____

2 _____

7 _____

3 I can't _____

8 _____

4 _____

9 _____

5 _____

10 _____

1 Match and say.

1



ir

2



ai

3



ea


4



oa

2 Look and say. Tick (✓).


1



ar

ir


2



ea

oa


3



ai

ea





4



or









ir

3 Look, order and write.

1		<div style="display: flex; justify-content: space-around; gap: 10px;"> <div style="border: 1px solid black; border-radius: 10px; padding: 5px 15px;">ea</div> <div style="border: 1px solid black; border-radius: 10px; padding: 5px 15px;">ch</div> <div style="border: 1px solid black; border-radius: 10px; padding: 5px 15px;">p</div> </div>	1 2 3 4
2		<div style="display: flex; justify-content: space-around; gap: 10px;"> <div style="border: 1px solid black; border-radius: 10px; padding: 5px 15px;">ir</div> <div style="border: 1px solid black; border-radius: 10px; padding: 5px 15px;">d</div> <div style="border: 1px solid black; border-radius: 10px; padding: 5px 15px;">t</div> </div>	1 2 3 4
3		<div style="display: flex; justify-content: space-around; gap: 10px;"> <div style="border: 1px solid black; border-radius: 10px; padding: 5px 15px;">f</div> <div style="border: 1px solid black; border-radius: 10px; padding: 5px 15px;">l</div> <div style="border: 1px solid black; border-radius: 10px; padding: 5px 15px;">ea</div> </div>	1 2 3 4
4		<div style="display: flex; justify-content: space-around; gap: 10px;"> <div style="border: 1px solid black; border-radius: 10px; padding: 5px 15px;">t</div> <div style="border: 1px solid black; border-radius: 10px; padding: 5px 15px;">sh</div> <div style="border: 1px solid black; border-radius: 10px; padding: 5px 15px;">ir</div> </div>	1 2 3 4

4 Look, match and write.

ir oa ar ea

1		a		1 2 3 4
2		b		1 2 3 4
3		c		1 2 3 4
4		d		1 2 3 4

5 Listen, say and spell.

1



b ir d

1
2
3
4

2



p ea ch

1
2
3
4

3



g ir l

1
2
3
4

4



st ea m

1
2
3
4

6 Listen, choose and spell.

ea

ir

oa

1




1
2
3
4

2




1
2
3
4

3



1
2
3
4

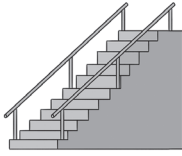
4



1
2
3
4

1 Match and say.

1




ar

2



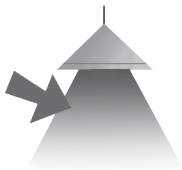
air

3



ir


4



igh

2 Look and say. Tick (✓).

1



air

ir


2



ir

air

3



air

ar

4



ar

air

3 Read and circle *air* or *igh*. Then match and write.

1

chair



1
2 l t
3
4

2

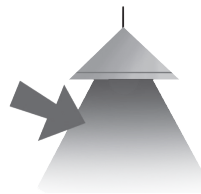
night



1
2 n t
3
4

3

light



1
2 ch
3
4

4 Look, match and write.

igh air ir ea

1



a



1
2
3
4

2



b



1
2
3
4

3



c



1
2
3
4

4




d




1
2
3
4

5 Look and say. Circle the odd one out. Then spell.



1
 2
 3
 4




1
 2
 3
 4

6 Listen, choose and spell.

air

igh

1



1
 2
 3
 4

2



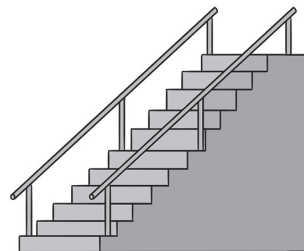
1
 2
 3
 4

3



1
 2
 3
 4

4



1
 2
 3
 4

1 Match and say.

1



a-e

2



oi

3



ay

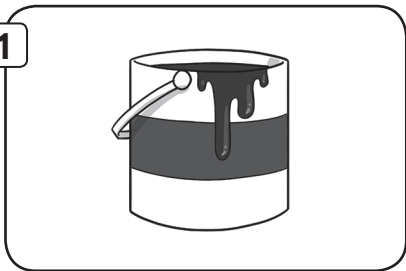
4



oy


2 Look and say. Tick (✓).

1




ai a-e

2




a-e ay

3



oy oi


4



oi oy

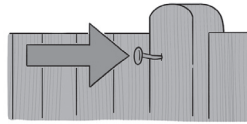
3 Read and circle *ai* or *oi*. Then match and write.

1 point



1 _____
2 _____
3 n l
4 _____

2 oil




1 _____
2 tr n
3 _____
4 _____

3 nail



1 _____
2 p nt
3 _____
4 _____

4 train



1 _____
2 _____
3 _____
4 _____

4 Look, match and write.

ai ay oi oy

1



a



1 _____
2 _____
3 _____
4 _____

2



b




1 _____
2 _____
3 _____
4 _____

3

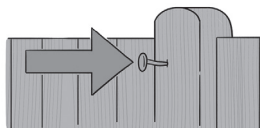


c



1 _____
2 _____
3 _____
4 _____

4



d



1 _____
2 _____
3 _____
4 _____

5 Listen, order and spell.


1



l oi

1
 2
 3
 4

2



n tr ai

1
 2
 3
 4


3



oy t

1
 2
 3
 4

4



ay d

1
 2
 3
 4

6 Listen, choose and spell.

a-e

ai

oy

oi

1



1
 2
 3
 4

2



1
 2
 3
 4

3



1
 2
 3
 4

4



1
 2
 3
 4

1 Match and say.

1



oi

2



ow

3



oy

4



ou


2 Look and say. Tick (✓).

1




ou ow

2



ou ow

3



ou ow

4



ou ow

3 Look, order and write.

1



n d ow

1
 2
 3
 4

2



ow n cl

1
 2
 3
 4

4 Match, write and say.

1

m

n

1
 2
 3
 4

2

sh

ou

t

1
 2
 3
 4

3

d

ow

nt

1
 2
 3
 4

4

c

th

1
 2
 3
 4

5 Follow, write and say.

1




1
2
3 _____
4



2




1
2
3 _____
4



6 Listen, choose and spell.




1



1
2
3 _____
4

2



1
2
3 _____
4

3



1
2
3 _____
4

4



1
2
3 _____
4