



SULTANATE OF OMAN  
MINISTRY OF EDUCATION

# TEAM Together OMAN 3 A



Photocopiables Teaching Notes

## Contents

Photocopiable	Unit	Content
1-2	Unit 1	Vocabulary 1-2
3-4	Unit 2	Vocabulary 1-2
5-6	Unit 3	Vocabulary 1-2
7-8	Unit 4	Vocabulary 1-2
9-10	Unit 1	Grammar 1-2
11-12	Unit 2	Grammar 1-2
13-14	Unit 3	Grammar 1-2
15-16	Unit 4	Grammar 1-2
17-20	Units 1-4	Communication games
21-24	Units 1-4	Songs
25-28	Units 1-4	Stories
29-32	Units 1-4	Culture videos
33-36	Units 1-4	English in action
37-40	Units 1-4	Phonics
41-42	Units 1-4	CLIL
43-46	Units 1-4	Self-assessment

## Photocopiable 1, Unit 1, Vocabulary 1

Pupils work on their own or in pairs. Give out a copy of the worksheet to each pupil and ask the pupils to cut out the cards. They mix up two sets of cards and place them face down on the table. They take turns to find matching pairs, naming them each time (a picture and the correct text). If the cards are the same, the children keep the pair and continue.

## Photocopiable 2, Unit 1, Vocabulary 2

Pupils work in pairs or small groups. Give a copy of the worksheet to each pair or group. Pupils cut out the dice and fold them on the lines. They use glue to stick them at the edges and to make two dice. They toss the word dice first and read the words that are on the top face. Then they toss the picture dice. If the picture matches the dice, the pupil says *Snap!* Check the dice and give the winner a point. Then play more rounds.

## Photocopiable 3, Unit 2, Vocabulary 1

Pupils work on their own. Give a copy of the worksheet to each pupil and ask them to read the word chain and circle the words. Tell them that there are colour words and clothes words and show them the example. They then colour the clothes in the corresponding colours.

### Answer key

an orange tracksuit, a blue hijab, a yellow jumper, a white and orange baseball cap, brown slippers

black jeans, a pink coat, red pyjamas, a purple shirt, green trainers

## Photocopiable 4, Unit 2, Vocabulary 2

Pupils work on their own. Give a copy of the worksheet to each pupil and ask them to look at the crayons at the top left of each picture and to read the colour. Pupils colour the areas with dots to reveal a picture. They then complete the sentences using words from the box above.

### Answer key

**1** It's a handbag. It's orange. **2** They're keys. They're black. **3** They're glasses.

They're blue. **4** It's a phone. It's green. **5** It's a computer. It's grey.

**6** It's a backpack. It's yellow.

## Photocopiable 5, Unit 3, Vocabulary 1

Pupils work in pairs. Give a copy of the worksheet to each pair and ask them to cut out the dominoes (make sure they only cut along the dotted lines, not the line dividing the domino). They take it in turns to arrange the cards so that the pictures and words are next to each other.

## Photocopiable 6, Unit 3, Vocabulary 2

Pupils work on their own. Give a copy of the worksheet to each pupil and ask them to find the days of the week in the wordsearch and write them, in order, on the lines provided. Then they look for the extra word hidden in the wordsearch and write it on the last line. Can they tell you which days are at the weekend?

### Answer key

t	u	e	s	d	a	y	m	t	w
h	p	r	s	a	t	u	o	u	e
u	d	a	y	t	o	n	n	m	e
r	w	d	n	s	f	r	d	e	k
s	s	a	t	u	r	d	a	y	e
d	o	f	r	i	d	a	y	s	n
a	m	o	s	u	n	d	a	y	d
y	w	e	d	n	e	s	d	a	y

## Photocopiable 7, Unit 4, Vocabulary 1

Pupils work in pairs. Give a copy of the worksheet to each pupil and ask them to unjumble the letters and write the words on the line. They mix up the two sets of cards and place them face down on the table. They take turns to find matching pairs, naming them each time (a picture and the correct text). If the cards are the same, the children keep the pair and continue.

### Answer key

1 teacher   2 nurse   3 doctor   4 firefighter   5 astronaut   6 pilot   7 police officer  
8 builder   9 chef   10 artist

## Photocopiable 8, Unit 4, Vocabulary 2

Pupils work on their own. Give a copy of the worksheet to each pupil and ask them to circle the transport words in the word chain and to write the words on the lines provided. They then colour in the colour key below and use the colour key to colour in the transport pictures in the corresponding colours.

### Answer key

1 train, underground, bus, boat, motorbike, car

a train b boat c bus d underground e motorbike f car

## Photocopiable 9, Unit 1, Grammar 1

Pupils work on their own. Give a copy of the worksheet to each pupil. They look at the pictures and read the sentences. They circle *I* or *We* in each sentence, depending on the number of people in each picture. Then they tick the sentences that match the pictures and cross the sentences that don't match.

### Answer key

1 We don't have lunch. ✗ 2 I have art lessons. ✗ 3 We don't play basketball. ✓

4 We go to school. ✓ 5 I don't get up. ✗ 6 I don't have dinner. ✗ 7 I go to school. ✓

8 We have breakfast. ✓ 9 We go to bed. ✓ 10 We don't do homework. ✗

## Photocopiable 10, Unit 1, Grammar 2

Pupils work on their own. Give a copy of the worksheet to each pupil. They order the questions and write an answer to the question using words from the boxes above. They then match each sentence to the corresponding picture.

### Answer key

1 b When do you go to school? We go to school in the morning.

2 c When do you play football? We play football in the evening.

3 a When do you do homework? We do homework at night.

4 d When do you get up? We get up in the morning.

5 f When do you have dinner? We have dinner at night.

6 e When do you play basketball? We play basketball in the morning.

## Photocopiable 11, Unit 2, Grammar 1

Pupils work on their own. Give a copy of the worksheet to each pupil. They identify and circle the correct pronoun. Then they solve the puzzles by writing the correct colour and clothes words on the lines. They then colour the pictures according to the information in the sentences.

### Answer key

1 They're wearing yellow pyjamas. 2 They're wearing green baseball caps.  
3 They're wearing blue coats. 4 We're wearing green hijabs. 5 We're wearing orange tracksuits. 6 You're wearing brown trainers.

## Photocopiable 12, Unit 2, Grammar 2

Pupils work on their own. Give a copy of the worksheet to each pupil. They first order and write the questions and then choose the correct possessive pronoun in the answers. They then colour the pictures.

### Answer key

1 c What colour are their backpacks? Their backpacks are orange.  
2 a What colour are our computers? Our computers are grey.  
3 d What colour are your phones? Your phones are green.  
4 f What colour are their handbags? Their handbags are purple.  
5 b What colour are our keys? Our keys are grey and blue.  
6 e What colour are your glasses? Your glasses are red.

## Photocopiable 13, Unit 3, Grammar 1

Pupils work on their own. Give a copy of the worksheet to each pupil. They look at the pictures and whether they have a tick or a cross. They write the sentences below each picture using the words in the boxes.

### Answer key

1 She doesn't watch TV. She listens to music.  
2 He doesn't read books. He does karate.  
3 She doesn't play tennis. She skateboards.  
4 He doesn't play video games. He roller-skates.  
5 He doesn't play basketball. He rides a bike.  
6 She doesn't read books. She watches TV.

## Photocopiable 14, Unit 3, Grammar 2

Pupils work on their own. Give a copy of the worksheet to each pupil. They solve the days of the week puzzles and write the words in the corresponding place in the questions. They then answer the questions using the sentences from the box. Ask the pupils if they do any of the activities in the pictures and ask about the days of the week they do the activities.

### Answer key

- 1 Does he roller-skate on Sunday? No, he doesn't.
- 2 Does she play tennis on Monday? Yes, she does.
- 3 Does he roller-skate on Tuesday? No, he doesn't.
- 4 Does he go to school on Wednesday? Yes, he does.
- 5 Does she listen to music on Thursday? Yes, she does.
- 6 Does he do karate on Friday? No, he doesn't.
- 7 Does she watch TV on Saturday? Yes, she does.
- 8 Does he ride a bike at the weekend? No, he doesn't.

## Photocopiable 15, Unit 4, Grammar 1

Pupils work on their own. Give a copy of the worksheet to each pupil. They order and write the sentences. They then look at the pictures and identify the correct picture.

### Answer key

- 1 a I want to be a chef.    2 b I want to be a builder.    3 a I want to be an artist.  
4 a I want to be a pilot.    5 b I want to be a nurse.    6 a I want to be an astronaut.  
7 b I want to be a firefighter.    8 a I want to be a doctor.    9 a I want to be a teacher.  
10 b I want to be a police officer.

## Photocopiable 16, Unit 4, Grammar 2

Pupils work on their own. Give a copy of the worksheet to each pupil. They complete each sentence with a profession and decide how the person goes to work. They then draw a picture of the person in the box provided.

### Answer key

Pupils' own answers

## Photocopiable 17, Unit 1, Communication game, When do you ...?

Give a copy of the worksheet to each pupil. Pupils complete the worksheet individually and then work with a partner. They think about the pictures and decide if and when they do each activity, for example, if they play football, they should tick the corresponding box and write when they play football (in the evening / morning, etc.) Then in pairs, they ask and answer questions about each of the activities and write the information for their friend in the second column.

### Answer key

Pupils' own answers

## Photocopiable 18, Unit 2, Communication game

Give a copy of the worksheet to each pupil. Pupils work on their own. They colour the clothes of the people in the park. Then, in pairs, pupils sit back-to-back and take turns to ask and answer questions about each other's pictures. For example, *Number 1. What colour is her hijab? > In my picture, her hijab is blue. In my picture, her hijab is green.* You may like to give pupils another worksheet each. They take turns to ask and answer questions to create their partner's picture of the park.

### Answer key

Pupils' own answers

## Photocopiable 19, Unit 3, Communication game, Hanan and Mazin's week

Give a copy of the worksheet to each pupil. Pupils work in pairs and decide who is going to be Pupil A and who is Pupil B. Pupil A has information about Mazin's week and Pupil B has information about Hanan's week. Pupil A asks *Does Hanan ride a bike on Sunday?* Pupil B looks at Hanan's information and checks whether there is a tick or a cross for that day and replies *Yes, she does* or *No, she doesn't*. Pupil A should circle the correct answer for Hanan. They continue until Pupil A has all of the information for Hanan. They then change roles and Pupil B asks about Mazin, for example, *Does Mazin do karate on Sunday?* and Pupil A replies *Yes, he does* or *No, he doesn't* and Pupil B circles the correct answer on their list. They continue until they both have all of the information.

### Answer key

Hanan: rides a bike on Sunday, doesn't listen to music on Monday, plays video games on Tuesday, does not do homework on Thursday, roller-skates on Friday, plays tennis on Saturday.

Mazin: does karate on Sunday, does not watch TV on Monday, skateboards on Tuesday, eats lunch on Wednesday, does not play basketball on Thursday, does not go to school on Friday, eats dinner on Saturday.

## Photocopiable 20, Unit 4, Communication game, I want to be a ...

Give a copy of the worksheet to each pupil.

**Activity 1:** Pupils work on their own to complete the profession they would like to do in the future.

**Activity 2:** In groups of four, pupils take turns to interview the other group members. They ask each group member, one by one, questions about each of the professions, for example, *Do you want to be a teacher?* If the child says *Yes*, they write their name in the corresponding space. When the questionnaires are completed, the teacher says *Tell me who want to be artists / firefighters, etc.* The children look at their questionnaires and give the information.

### Answer key

Pupils' own answers

## Songs

### Photocopiables 21-24, Units 1-4, Songs

Pupils can use these worksheets for further vocabulary practice with the text of the song.

- In every unit, pupils listen to the song and simultaneously do the corresponding task: circle or write the target words.
- You may wish to use the worksheet to check pupils' retention of the song. Pupils first complete the task, then listen to the song and check.
- **The procedure for the songs worksheets is the same for all units.**

### Answer key

#### Photocopiable 21

1 in the morning   2 in the afternoon   3 in the evening   4 at night

#### Photocopiable 22

1 blue   2 handbags   3 grey   4 computer   5 green   6 phones

#### Photocopiable 23

1 go to school   2 Tuesdays   3 Thursdays   4 roller-skate   5 Wednesdays   6 weekend



## Photocopiable 24

1 boat 2 bus 3 car 4 train 5 motorbike 6 train

## Stories

### Photocopiables 25-28, Units 1-4, Stories

Pupils can use the sets of story cards in various ways.

- **Hold up the picture.** Pupils have one set each or one between two in pairs. Play the story recording again. Pupils listen and hold up the correct story card.
- **Sequencing.** Pupils have one set each or one for each pair or small group. Play the story recording again. Pupils listen and put the story cards in the correct sequence. Alternatively, they sequence the story cards first, then listen and check they are right.
- **Matching.** Make enough sets of story cards so that each pupil in the class will have one card. Distribute the cards to the class. Pupils have to arrange themselves into story groups, with one of each frame per story. They then put the story in order. (Note some pupils may need to have more than one picture so that all the stories are complete.)
- **Completing speech bubbles.** Pupils make and write the speech bubbles, using the story text in the Pupil's Book or words on the board to help them.
- **The procedure and suggested activities for the mini story cards are the same for all units.**

29-32 to follow when videos available

## English in action

### Photocopiables 33-36, Units 1-4, English in action

Pupils can use the sets of pictures as 'realia' when they practise the *English in action* dialogues from the Pupil's Book.

- In Photocopiable 33, pupils have one set of cards each or one between two in pairs. As they practise the dialogue on Pupil's Book page 23, they choose the corresponding picture cards to represent the blue and green words in their dialogues.
- **The procedure for the English in action cards is the same for all units.**

### Answer key

Pupils' own answers

## Phonics

### Photocopiables 37-40, Units 1-4, Phonics

Pupils use the phonics worksheets to make their own set of phonics picture cards and letter tiles.

- Pupils trace over the letters in the picture cards. They then cut out the phonics picture cards and letter tiles. They work in pairs, in turns saying the target words (for example, *wheel, whale, elephant, phone*) for their partner to listen and match a picture and a letter tile.
- **The procedure and suggested activities for the phonics photocopiables is the same for all units.**

#### Answer key

Pupils' own answers

### Photocopiable 41, Learning Club 1, CLIL

Pupils work on their own. Give a copy of the worksheet to each pupil.

**Activity 1:** Pupils label the photos, using words from the word box.

#### Answer key

**1** 3 metres wide    **2** 1 millimetre long    **3** 20 centimetres long    **4** 1 metre wide

**Activity 2:** Pupils look at the measurements in the table. They write the sentence on the line.

#### Answer key

**1** It is 2 metres wide.    **2** It is 30 centimetres long.    **3** It is 20 centimetres wide.  
**4** It is 50 centimetres wide.

### Photocopiable 42, Learning Club 2, CLIL

Pupils work on their own. Give a copy of the worksheet to each pupil.

**Activity 1:** Pupils label the boxes, using words from the word box to write the months in the correct order. They ask other pupils *When is your birthday?* And write the name of the person in the correct box. They write one more special day for each month, e.g. New Year in January.

#### Answer key

January, February, March, April, May, June, July, August, September, October, November, December

**Activity 2:** Pupils write sentences about when pupils' birthdays are. They then write a sentence about another special day.

### Example answer

1-3 Fatma's birthday is in February. 4 New Year is in January.

## Self-assessment

### Photocopiables 43-46, Units 1-4, Self-assessment

Pupils work on their own. Give a copy of the worksheet to each pupil.

- Pupils look at the pictures and read the sentences under each. They then work in pairs, in turns saying the sentences for their partner to listen and point to a picture. Pupils read the 'can do' sentence for each activity and choose and colour one of the happy faces.
- **The procedure and suggested activities for the self-assessment photocopiables is the same for all units.**

### Answer key

Pupils' own answers

1 Cut out and play.



get up



have breakfast



pray



do homework



have lunch




go to bed



play



go to school

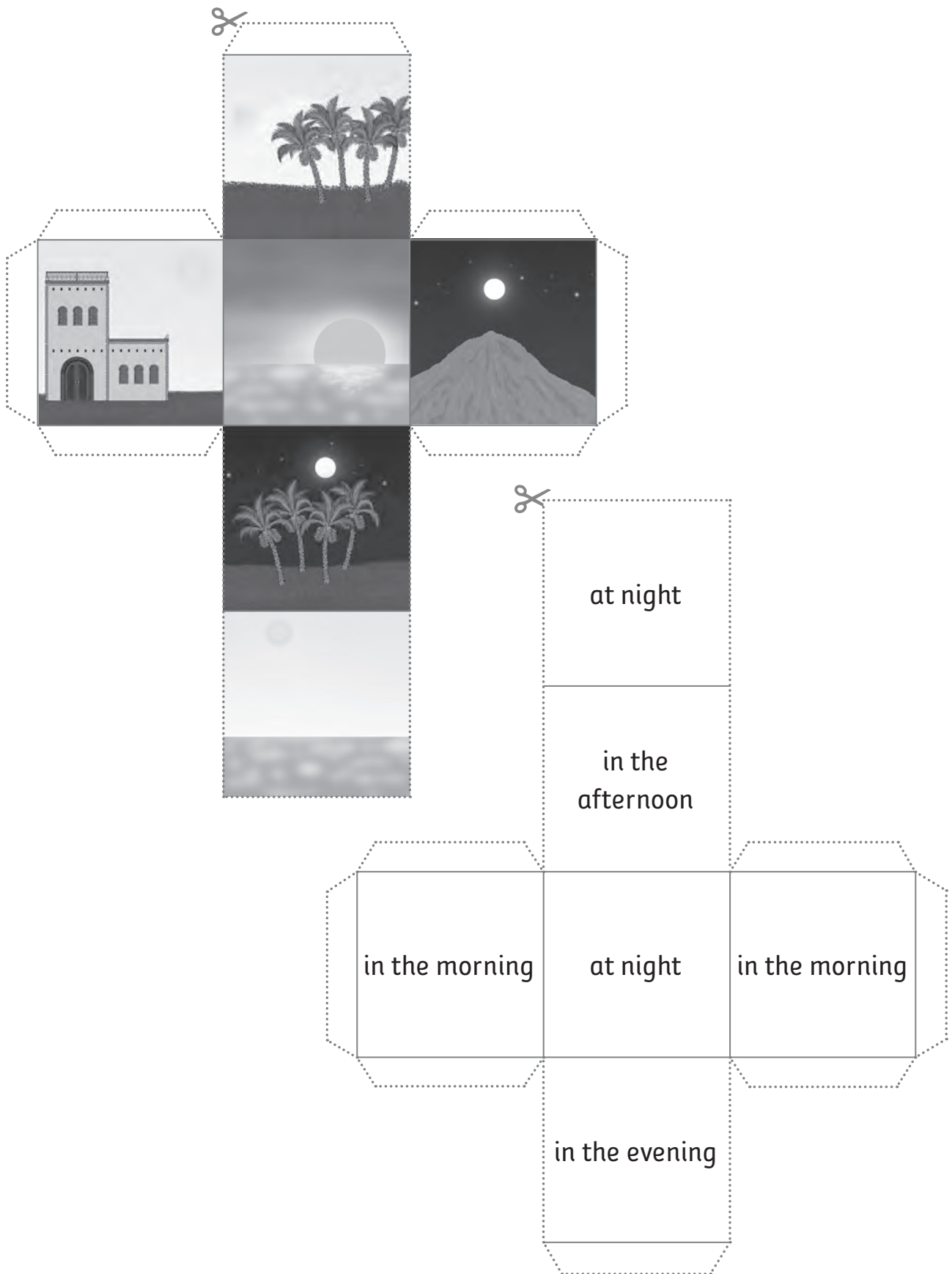


have dinner



have art lessons

1 Cut out and play.



1 Read and circle. Then colour.

an orange tracksuit a blue hijab a yellow jumper  
a white and orange baseball cap brown slippers



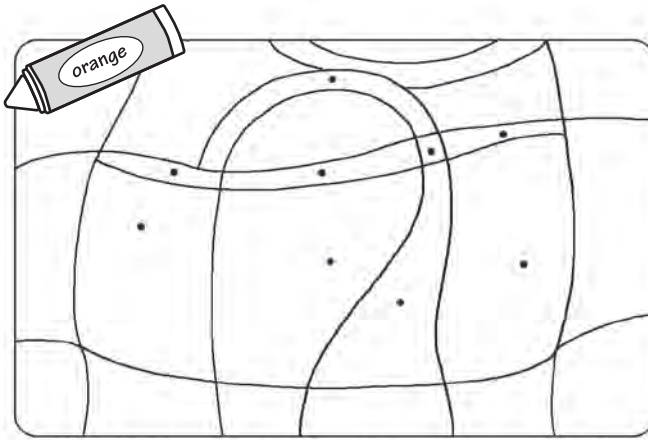
black jeans a pink coat red pyjamas  
a purple shirt green trainers



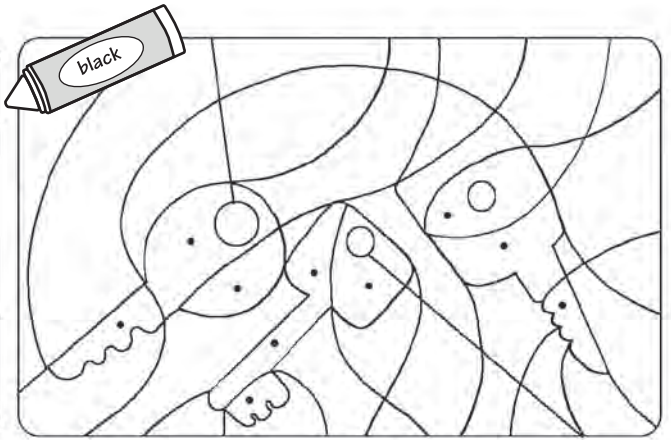


1 Find, colour and write.


glasses handbag phone keys backpack computer



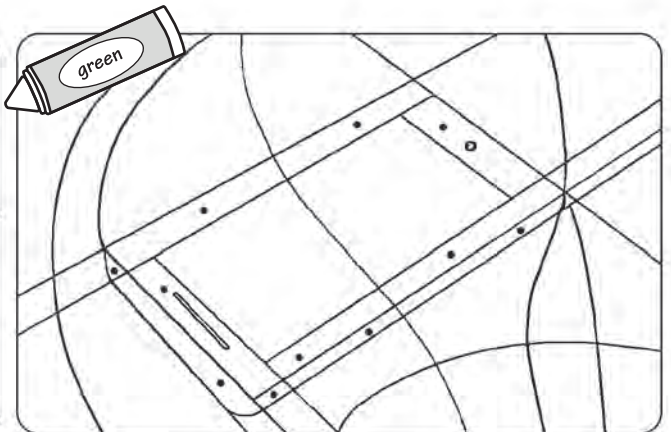
1 It's a handbag.  
It's orange.



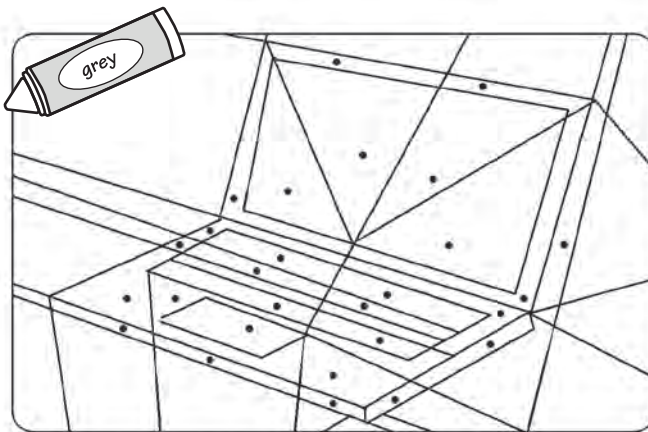
2 They're \_\_\_\_\_.  
They're \_\_\_\_\_.



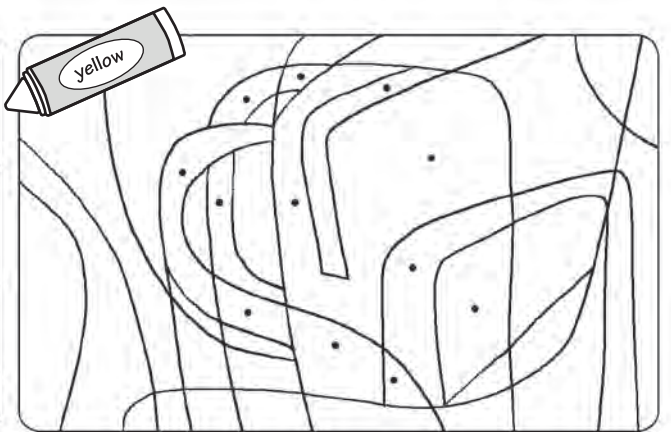
3 They're \_\_\_\_\_.  
They're \_\_\_\_\_.



4 It's a \_\_\_\_\_.  
It's \_\_\_\_\_.



5 It's a \_\_\_\_\_.  
It's \_\_\_\_\_.



6 It's a \_\_\_\_\_.  
It's \_\_\_\_\_.

1 Cut out and play.



watch TV



play basketball



listen to music




roller-skate



read books



skateboard



play video games



do karate



play tennis



ride a bike





1 Find and write the days of the week in the correct order. Then find the extra word.


t	u	e	s	d	a	y	m	t	w
h	p	r	s	a	t	u	o	u	e
u	d	a	y	t	o	n	n	m	e
r	w	d	n	s	f	r	d	e	k
s	s	a	t	u	r	d	a	y	e
d	o	f	r	i	d	a	y	s	n
a	m	o	s	u	n	d	a	y	d
y	w	e	d	n	e	s	d	a	y

- 1 Sunday
- 2 \_\_\_\_\_
- 3 \_\_\_\_\_
- 4 \_\_\_\_\_
- 5 \_\_\_\_\_
- 6 \_\_\_\_\_
- 7 \_\_\_\_\_

**Extra word:**

8 The \_\_\_\_\_

1 Order and write. Then cut out and play.



1

e e t a c h r

teacher



6

o p i l t



2

s n u r e



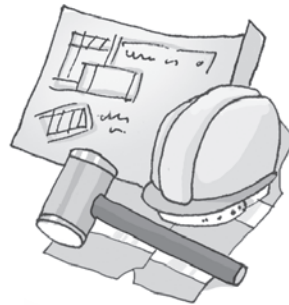
7

o e c p l i  
r c e i f o f



3

r c d o t o



8

e i b u l d r



4

i f e r  
r h t g i f e



9

f e h c



5

t u o s a t  
r n a



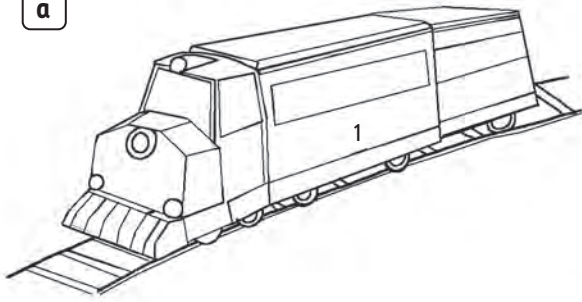
10

i t r a s t

1 Find and circle. Then write and colour.

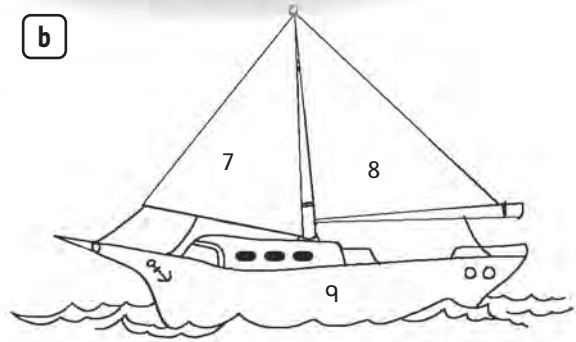
ran train bst nrai underground btobus arc btr boat f nbt motor biketor car ikn

a

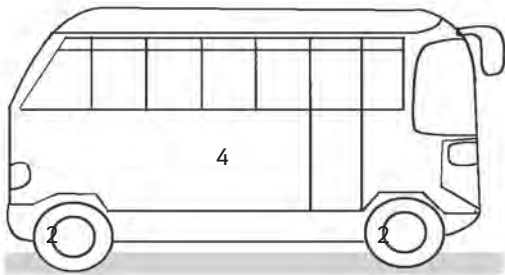


train

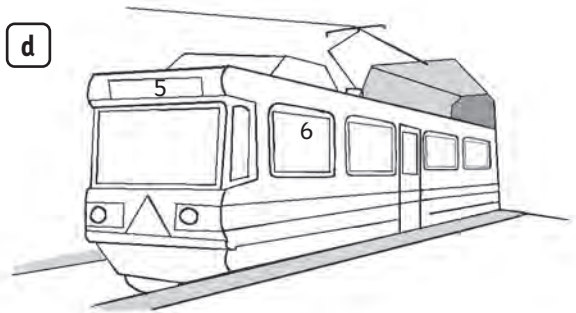
b



c



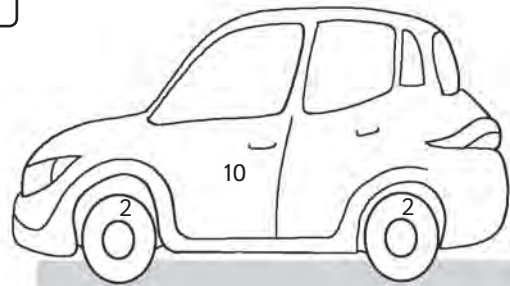
d



e



f



1 grey

2 black

3 orange

4 yellow

5 red

6 blue

7 pink

8 purple

9 brown

10 green


1 Read and circle. Then look and tick (✓) or cross (X).



1 I **We** don't have lunch.



6 I **We** don't have dinner.



2 I **We** have art lessons.



7 I **We** go to school.



3 I **We** don't play basketball.



8 I **We** have breakfast.



4 I **We** go to school.



9 I **We** go to bed.



5 I **We** don't get up.



10 I **We** don't do homework.

1 Order and write. Then match.

go play get play have do

in the morning in the afternoon in the evening at night

1 to do When you go school ?  
 \_\_\_\_\_  
 When do you go to school ?  
 We go to school in the morning .



2 play When do you football ?  
 \_\_\_\_\_ ?  
 We \_\_\_\_\_ football \_\_\_\_\_ e \_\_\_\_\_ .



3 do When do you homework ?  
 \_\_\_\_\_ ?  
 We \_\_\_\_\_ homework \_\_\_\_\_ a \_\_\_\_\_ .




4 up do you When get ?  
 \_\_\_\_\_ ?  
 We \_\_\_\_\_ up \_\_\_\_\_ m \_\_\_\_\_ .



5 dinner When do you have ?  
 \_\_\_\_\_ ?  
 We \_\_\_\_\_ dinner \_\_\_\_\_ n \_\_\_\_\_ .




6 play When you basketball do ?  
 \_\_\_\_\_ ?  
 We \_\_\_\_\_ basketball \_\_\_\_\_ m \_\_\_\_\_ .







1 Circle, write and colour.




1 We're You're **They're** wearing  
 \_\_\_\_\_ yellow \_\_\_\_\_ (wlyelo)  
 \_\_\_\_\_ pyjamas \_\_\_\_\_ (mjpsyaa).




2 We're You're They're wearing  
 \_\_\_\_\_ (negre)  
 \_\_\_\_\_ (lbabseal acps).




3 We're You're They're wearing  
 \_\_\_\_\_ (ulbe)  
 \_\_\_\_\_ (saoct).



4 We're You're They're wearing  
 \_\_\_\_\_ (negre)  
 \_\_\_\_\_ (sihjab).



5 We're You're They're wearing  
 \_\_\_\_\_ (enroag)  
 \_\_\_\_\_ (rtuisstakc).



6 We're You're They're wearing  
 \_\_\_\_\_ (nwrbo)  
 \_\_\_\_\_ (srtinaer).

1 Order and write. Then write and colour.

Their Our Your

1 are What colour backpacks their ?

What colour are their  
backpacks ?

2 our are What computers colour ?

\_\_\_\_\_ ?

3 colour phones What are your ?

\_\_\_\_\_ ?

4 handbags colour What their are ?

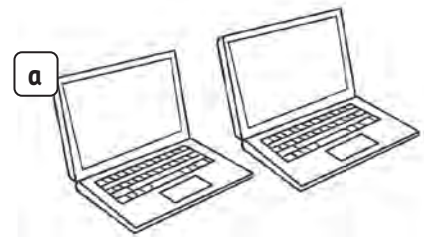
\_\_\_\_\_ ?

5 What are keys our colour ?


\_\_\_\_\_ ?

6 glasses your are What colour ?

\_\_\_\_\_ ?



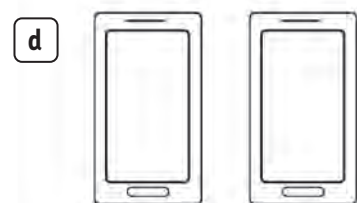
\_\_\_\_\_ computers are grey.



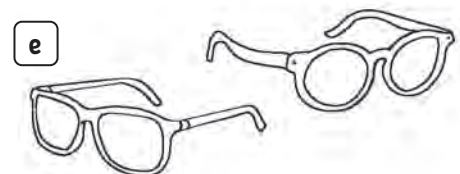
\_\_\_\_\_ keys are grey and blue.



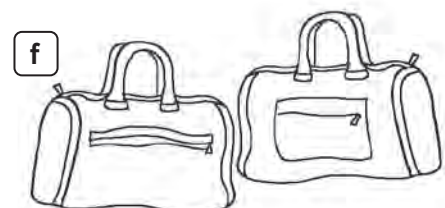
Their \_\_\_\_\_ backpacks are orange.



\_\_\_\_\_ phones are green.



\_\_\_\_\_ glasses are red.



\_\_\_\_\_ handbags are purple.

1 Look, circle and write.


doesn't play tennis    doesn't play video games    doesn't watch TV  
 doesn't read books    doesn't play basketball    doesn't play tennis

rides a bike    skateboards    listens to music  
 watches TV    does karate    roller-skates



1 **She** He \_\_\_\_\_ doesn't  
 \_\_\_\_\_  
 watch TV  
 \_\_\_\_\_  
 She He \_\_\_\_\_

2 She **He** \_\_\_\_\_  
 \_\_\_\_\_  
 She He \_\_\_\_\_



3 She He \_\_\_\_\_  
 \_\_\_\_\_  
 She He \_\_\_\_\_

4 She He \_\_\_\_\_  
 \_\_\_\_\_  
 She He \_\_\_\_\_



5 She He \_\_\_\_\_  
 \_\_\_\_\_  
 She He \_\_\_\_\_

6 She He \_\_\_\_\_  
 \_\_\_\_\_  
 She He \_\_\_\_\_



1 Look and write.

Yes, he does. No, he doesn't. Yes, she does. No, she doesn't.

1



Does he roller-skate on \_\_\_\_\_?

2



Does she play tennis on Monday ?  
Yes, she does.

3



Does he roller-skate on \_\_\_\_\_?

4



Does he go to school on \_\_\_\_\_?

5




Does she listen to music on \_\_\_\_\_?

6



Does he do karate on \_\_\_\_\_?

7



Does she watch TV on \_\_\_\_\_?

8



Does he ride a bike at the \_\_\_\_\_?

1 Order and write. Then circle.

1 be want I to a chef  
 I want to be a chef.



2 to I want builder a be



3 want I to be an artist



4 to I want a pilot be



5 I be want to nurse a



6 want I be to astronaut an



7 a want I to be fire fighter



8 doctor be want I a to



9 a I want to be teacher



10 police officer want be to a I



What about you? I want to be a/an \_\_\_\_\_.

1 Choose, write and draw.

firefighter doctor artist chef builder teacher

boat car underground train bus motorbike

1 He's She's a an \_\_\_\_\_

2 He's She's a an \_\_\_\_\_

He She goes to work by \_\_\_\_\_

He She goes to work by \_\_\_\_\_

3 He's She's a an \_\_\_\_\_

4 He's She's a an \_\_\_\_\_

He She goes to work by \_\_\_\_\_

He She goes to work by \_\_\_\_\_











5 He's She's a an \_\_\_\_\_

6 He's She's a an \_\_\_\_\_

He She goes to work by \_\_\_\_\_

He She goes to work by \_\_\_\_\_

1 Ask and answer.

	Me	My friend
		
		
		
		
		
		
		
		
		
		

Safa, when do you play football?


I play football in the evening.

Safa and Zahra, when do you play football?

We play football in the evening.



1 Colour. Then ask and answer.



Number 1. What colour is her dress?

In my picture, her dress is blue.








In my picture, her dress is green.








1 Ask and answer.

Does Hanan ride a bike on Sunday?

Yes, she does.

Pupil A

Hanan's week		
Sunday		Yes, she does. / No, she doesn't.
Monday		Yes, she does. / No, she doesn't.
Tuesday		Yes, she does. / No, she doesn't.
Wednesday		Yes, she does. / No, she doesn't.
Thursday		Yes, she does. / No, she doesn't.
Friday		Yes, she does. / No, she doesn't.
Saturday		Yes, she does. / No, she doesn't.








Mazin's week		
Sunday		<input checked="" type="checkbox"/>
Monday		<input type="checkbox"/>
Tuesday		<input checked="" type="checkbox"/>
Wednesday		<input checked="" type="checkbox"/>
Thursday		<input type="checkbox"/>
Friday		<input type="checkbox"/>
Saturday		<input checked="" type="checkbox"/>










Does Mazin do karate on Sunday?

Yes, he does.

Pupil B

Hanan's week		
Sunday		<input checked="" type="checkbox"/>
Monday		<input type="checkbox"/>
Tuesday		<input checked="" type="checkbox"/>
Wednesday		<input checked="" type="checkbox"/>
Thursday		<input type="checkbox"/>
Friday		<input type="checkbox"/>
Saturday		<input checked="" type="checkbox"/>

Mazin's week		
Sunday		Yes, he does. / No, he doesn't.
Monday		Yes, he does. / No, he doesn't.
Tuesday		Yes, he does. / No, he doesn't.
Wednesday		Yes, he does. / No, he doesn't.
Thursday		Yes, he does. / No, he doesn't.
Friday		Yes, he does. / No, he doesn't.
Saturday		Yes, he does. / No, he doesn't.

**1**  **Think! Write for you.**

I want to be a/an \_\_\_\_\_.

**2** **Now ask and answer.**

<b>Astronaut</b>	Name: _____ Name: _____ Name: _____
<b>Teacher</b>	Name: _____ Name: _____ Name: _____
<b>Doctor</b>	Name: _____ Name: _____ Name: _____
<b>Nurse</b>	Name: _____ Name: _____ Name: _____
<b>Firefighter</b>	Name: _____ Name: _____ Name: _____
<b>Pilot</b>	Name: _____ Name: _____ Name: _____
<b>Police officer</b>	Name: _____ Name: _____ Name: _____
<b>Builder</b>	Name: _____ Name: _____ Name: _____
<b>Chef</b>	Name: _____ Name: _____ Name: _____
<b>Artist</b>	Name: _____ Name: _____ Name: _____

1  Listen and write.

at night in the afternoon ~~in the morning~~ in the evening



When do you have breakfast,  
have breakfast, have breakfast?

When do you have breakfast?


We have breakfast **(1)** in the morning.



When do you have lunch,  
have lunch, have lunch?

When do you have lunch?

We have lunch **(2)** \_\_\_\_\_.



When do you have dinner,  
have dinner, have dinner?

When do you have dinner?

We have dinner **(3)** \_\_\_\_\_.

When do you go to bed,  
go to bed, go to bed?

When do you go to bed?

We go to bed **(4)** \_\_\_\_\_.





**1**  Listen and circle.

What colour are their glasses?  
Their glasses are **(1)**  blue  pink.  
And their **(2)**  handbags  backpacks are, too.



What colour are your keys?  
Our keys are **(3)**  red  grey.  
And our **(4)**  computer  phone is, too.



What colour are your backpacks?  
Your backpacks are **(5)**  green  purple.  
And your **(6)**  glasses  phones are, too.



1  3.8 Listen and write.

roller-skate Tuesdays Wednesdays go to school weekend Thursdays



Does he **(1)** go to school on Sundays?

On Mondays? On **(2)** \_\_\_\_\_?

Does he go to school on Wednesdays?

Yes! Yes, he does.

He goes to school on **(3)** \_\_\_\_\_, too.



Does she **(4)** \_\_\_\_\_ on Sundays?

On Mondays? On Tuesdays?

Does she roller-skate on **(5)** \_\_\_\_\_.

No! No, she doesn't.

She roller-skates at the **(6)** \_\_\_\_\_.

1  4.8 Listen and write.

train ~~boat~~ motorbike car train bus



Off to work they go.  
Some go fast. Some go slow.  
Off to work they go.

He goes to work by (1) boat.

He goes to work by boat.

(2) \_\_\_\_\_ and underground,

(3) \_\_\_\_\_ and boat.

He goes to work by boat.



Off to work they go.

Some go fast. Some go slow.

Off to work they go.

She goes to work by (4) \_\_\_\_\_.

She goes to work by train.

(5) \_\_\_\_\_ and car, bus and train.

She goes to work by (6) \_\_\_\_\_.



1 Cut out and play.






1 Cut out and play.





1 Cut out and play.



1 Cut out and play.





1 Watch. Look and number.



3 Sophie and her family have a **small** **big** breakfast.

4 Lee and his family have a **small** **big** breakfast.

2 Watch. Look and label the objects in the photos.

potatoes toast cereal milk juice  
omelette ~~peanut~~ butter


1 peanut butter   3 \_\_\_\_\_  
2 \_\_\_\_\_   4 \_\_\_\_\_



5 \_\_\_\_\_ 6 \_\_\_\_\_ 7 \_\_\_\_\_



1 Watch. Look and number.



2 Watch. Read and write.

costumes mask ~~drums~~ beads



- 1 He's playing the drums
- 2 She's wearing a blue and gold mask
- 3 They're throwing beads
- 4 They're wearing red costumes

1 Watch. Look and number.



2 Watch. Read match and write.

play rugby ~~play tennis~~ play football play basketball



play tennis

\_\_\_\_\_

\_\_\_\_\_

\_\_\_\_\_

\_\_\_\_\_

\_\_\_\_\_

\_\_\_\_\_

\_\_\_\_\_

\_\_\_\_\_

\_\_\_\_\_

\_\_\_\_\_

\_\_\_\_\_

\_\_\_\_\_

\_\_\_\_\_

\_\_\_\_\_

\_\_\_\_\_






1 Watch. Tick (✓) the pictures that show how the children in the video go to school.

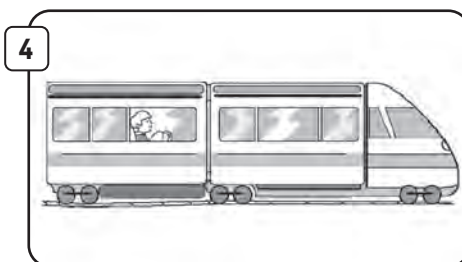


2 Watch. Circle and write.


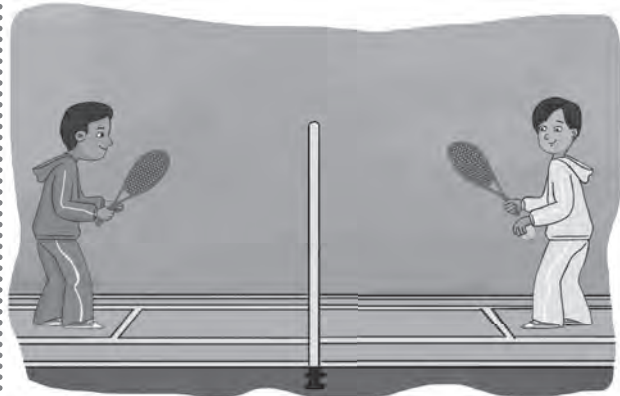

b i k e t r a i n c a r s c h o o l b u s w a l k




bike



1 Cut out and play.



1 Cut out and play.





1 Cut out and play.



Sunday	Monday	Tuesday	Wednesday
✓	✓	✓	✓
Thursday	Friday	Saturday	
✓	✓	✓	

Sunday	Monday	Tuesday	Wednesday
	✓		✓
Thursday	Friday	Saturday	
✓	✓	✓	

Sunday	Monday	Tuesday	Wednesday
X	X	X	X
Thursday	Friday	Saturday	
X	X	X	

1 Cut out and play.




Mohammed	Alice	Emily
Areej	Laila	Basim
16543408	24682987	12345708
81140743	26903457	


1 Trace. Then cut out and play.



wheel



whale



elephant



phone

wh

wh

ph

ph

1 Trace. Then cut out and play.



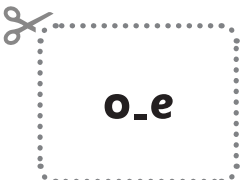
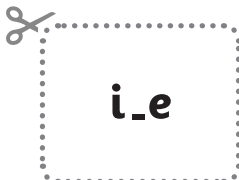
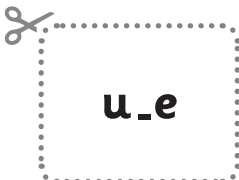
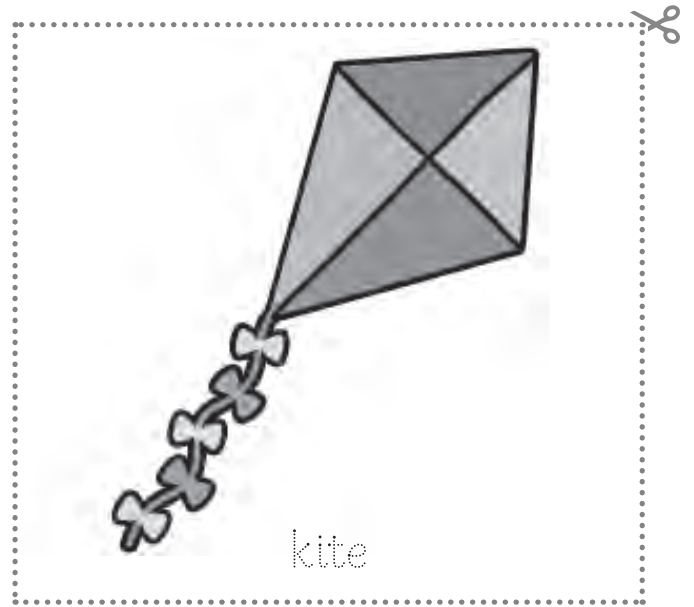
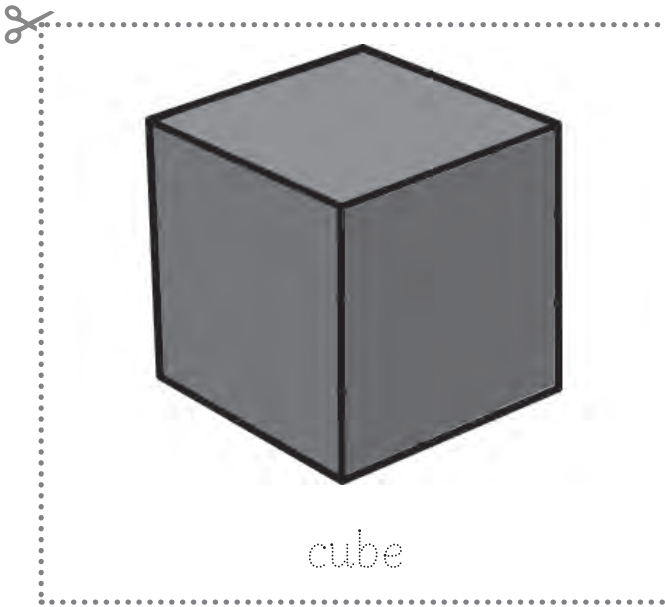
ear

ear

ure

ure

1 Trace. Then cut out and play.







1 Trace. Then cut out and play.



feather




bread




read



beach



head



head




sea







sea

1 Write how long or wide.

1 millimetre long    20 centimetres long    1 metre wide    3 metres wide



2 Look at the table. Then write.

<p>1</p> 	<p>2</p> 	<p>3</p> 	<p>4</p> 
<p>2 metres wide</p>	<p>30 centimetres long</p>	<p>20 centimetres wide</p>	<p>50 centimetres wide</p>

1 It is \_\_\_\_\_ wide.

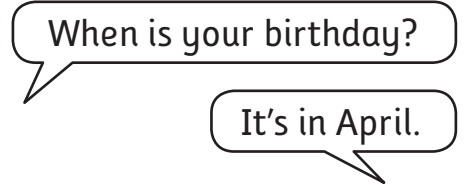
2 \_\_\_\_\_

3 \_\_\_\_\_

4 \_\_\_\_\_

- 1 Write the words of the months. Ask your friends and write.  
Write one more special day for each month.

September May March February  
August April July December  
January November June October




J <u>anuary</u> New Year	F	M	A
M	J	J	A
S	O	N	D

- 2 Look at the chart in Activity 1. Then write.


- 1 \_\_\_\_\_'s birthday is in \_\_\_\_\_
- 2 \_\_\_\_\_
- 3 \_\_\_\_\_
- 4 \_\_\_\_\_

1 Look and say. Read and colour.

I can say activities I do.



I go to bed.




I pray.



We play.

2 Look and say. Read and colour.

I can say activities I can't do.



I don't have art lessons.



We don't do homework.



We don't play basketball.

3 Look and say. Read and colour.

I can say when I do activities.



We go to school in the morning.



We have lunch in the afternoon.



We do homework in the evening.



1 Look and say. Read and colour.

I can say clothes words. 😊 😐 😞



trainers



slippers



jeans



hijab



coat



tracksuit



baseball cap



pyjamas



shirt




sweatshirt

2 Look and say. Read and colour.

I can say what clothes people are wearing. 😊 😐 😞



You're wearing baseball caps.



We're wearing hijabs.



They're wearing shirts.

3 Look and say. Read and colour.

I can say what colour clothes people are wearing. 😊 😐 😞



You're wearing a baseball cap.  
Your baseball cap is blue.



They're wearing coats.  
Their coats are long.



We're wearing tracksuits.  
Our tracksuits are orange.

1 Look and say. Read and colour.

I can say activities people do. 😊 😐 😞



She listens to music.



He reads a book.




She watches TV.

2 Look and say. Read and colour.

I can say activities people don't do. 😊 😐 😞



He doesn't do karate.



She doesn't watch TV.



She doesn't play tennis

3 Look and say. Read and colour.

I can ask and answer about when people do activities. 😊 😐 😞

Thursday



Does she skateboard on Thursday?  
Yes, she does.


Tuesday




Does he ride a bike on Monday?  
No, he doesn't.

1 Look and say. Read and colour.


I can say the job I want to do. 😊 😐 ☹️



I want to be a pilot.



I want to be an artist.



I want to be a nurse.



I want to be a firefighter.

2 Look and say. Read and colour.

I can say how people travel to work. 😊 😐 ☹️



She goes to work by underground.



She goes to work by boat.



He goes to work by train.